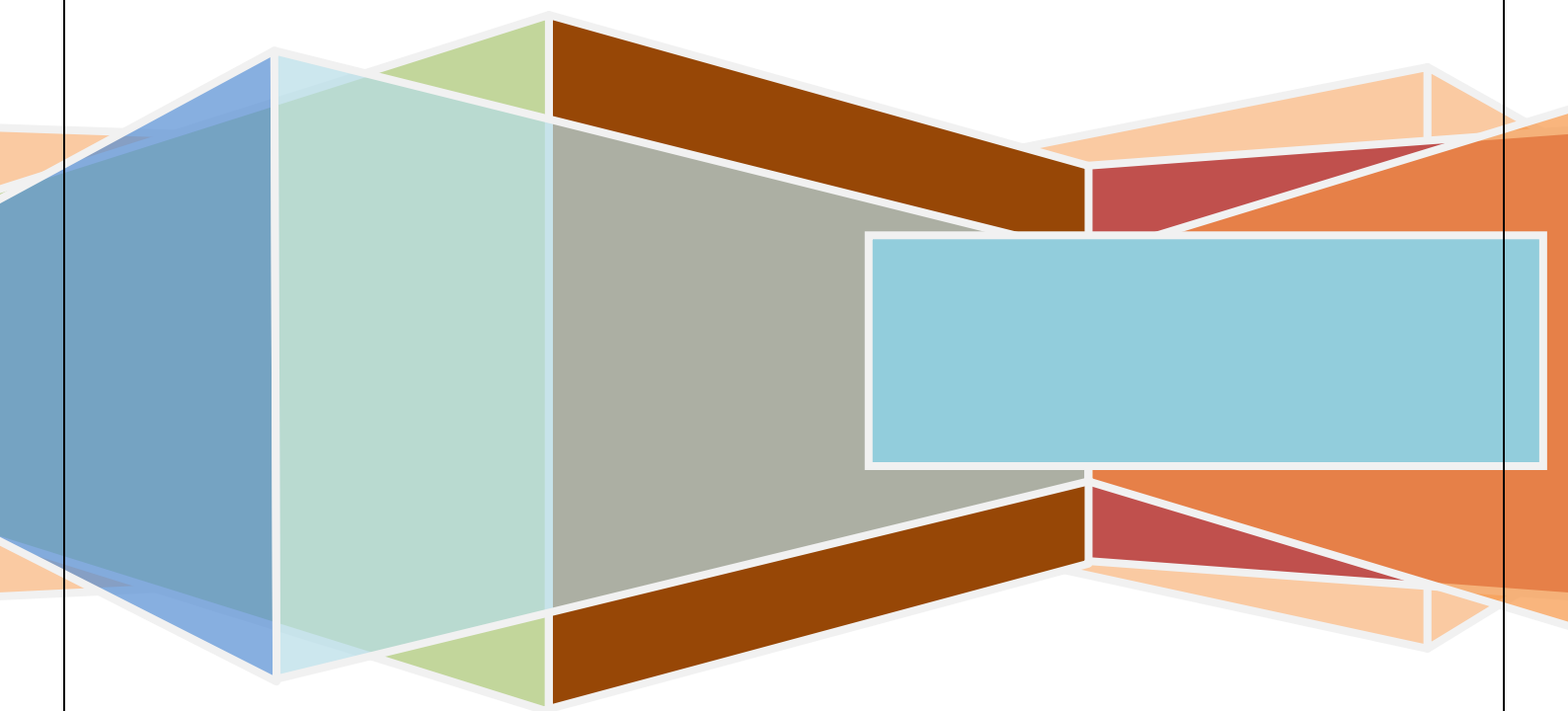


Monthly MIS Report on Export Promotion Schemes

December, 2017



**Government of India
Ministry of Commerce and Industry
Department of Commerce
Directorate General of Foreign Trade
Statistics Division
(MIS Unit)**

Suggestions/feedback may be sent to Dr. P C Mishra, Statistical Advisor by e-mail at pc.mishra@gov.in

CONTENTS

Introduction	1
Importer-Exporter Code (IEC)	1
Merchandise Exports From India Scheme (MEIS)	2
Services Exports From India Scheme (SEIS).....	3
Other Export Promotion Schemes Under Earlier Foreign Trade Policies.....	5
Duty Remission Schemes.....	5
Export Promotion Of Capital Goods (EPCG) Scheme.....	6
Export Authorization.....	7
Import Authorization.....	7
Export Promotion Scheme-Wise Share in Issuance of Scrips/Authorizations	7
Monitoring of Export Obligation Under Advance Authorisation	7
Monitoring of Export Obligation Under Export Promotion Capital Goods (EPCG) Scheme	9
Table 1: Status Of Importer-Exporter Code (IEC) During November 2017.....	10
Table 2: Scheme-Wise Authorisations/Scrips And FOB/CIF Values: All India (April- November 2017).....	11
Table 3: Scheme-Wise Authorisations/Scrips And FOB/CIF Values: Western Zone RAs (April- November 2017).....	12
Table 3 (Contd.): Scheme-Wise Authorisations/Scrips And FOB/CIF Values: Western Zone RAs (April-November 2017).....	13
Table 3 (Contd.): Scheme-Wise Authorisations/Scrips And FOB/CIF Values: Western Zone RAs (April-November 2017).....	14
Table 4: Scheme-Wise Authorisations/Scrips And FOB/CIF Values: Eastern Zone RAs (April- November 2017).....	15
Table 4 (Contd.): Scheme-Wise Authorisations/Scrips And FOB/CIF Values: Eastern Zone RAs (April-November 2017).....	16
Table 5: Scheme-Wise Authorisations/Scrips And FOB/CIF Values: Southern Zone RAs (April- November 2017).....	17
Table 5 (Contd.): Scheme-Wise Authorisations/Scrips And FOB/CIF Values: Southern Zone RAs (April-November 2017).....	18
Table 5 (Contd.): Scheme-Wise Authorisations/Scrips And FOB/CIF Values: Southern Zone RAs (April-November 2017).....	19
Table 6: Scheme-Wise Authorisations/Scrips And FOB/CIF Values: Northern Zone RAs (April- November 2017).....	20

Table 6 (Contd.): Scheme-Wise Authorisations/Scripts And FOB/CIF Values: Northern Zone RAs (April-November 2017).....	21
Table 6 (Contd.): Scheme-Wise Authorisations/Scripts And FOB/CIF Values: Northern Zone RAs (April-November 2017).....	22
Table 7: Scheme-Wise Authorisations/Scripts And FOB/CIF Values: Others (April-November 2017)	23
Table 8: Monitoring Of Export Obligation Under Advance Authorisation Scheme (April-November 2017).....	24
Table 9: Monitoring Of Export Obligation Under Advance Authorisation Scheme Issued Upto March, 2017 (Status Of Fulfilment As On November, 2017)	25
Table 10: Monitoring Of Export Obligation Under EPCG Scheme (April-November 2017)	26
Table 11: Monitoring Of Export Obligation Under EPCG Scheme Issued Upto March, 2017 (Status Of Fulfilment As On November 2017) (Where EO Period Has Not Expired).....	27
Table 12: Monitoring Of Export Obligation Under EPCG Scheme (Status Of Fulfilment As On November 2017) (Where EO Period Has Expired).....	28

INTRODUCTION

Directorate General of Foreign Trade (DGFT) issues various types of scrips/ authorizations under different export promotion schemes through its Regional Authorities (RAs) across the country. This MIS information on various parameters is helpful in monitoring the performance of Regional Authorities and for policymakers and stakeholders to monitor and evaluate the export promotion schemes.

IMPORTER-EXPORTER CODE (IEC)

An IEC is a 10-digit number allotted to a person that is mandatory for undertaking any export/import activities. Now the facility for IEC in electronic form or e-IEC has also been operationalized.

RA-wise number of pending applications from previous months for IEC and number of applications received, IEC issued, cases rejected during November, 2017 and pending applications at the end of November 2017 are given at **Table 1**. It is clear from Table 1 that 1,651 applications are pending from previous months and 13,425 applications were received during November 2017. Out of total applications 15,076 during the current month, 9,944 IEC were issued and 3,236 cases were rejected by various RAs. Further, 1896 applications are pending at the end of the month.

Figure 1 shows zone-wise number of IEC issued, applications rejected against the total number of applications (including the pending applications of previous months) for IEC during November 2017. It shows that the highest number of 3,060 IEC was issued by Western Zone during November 2017.

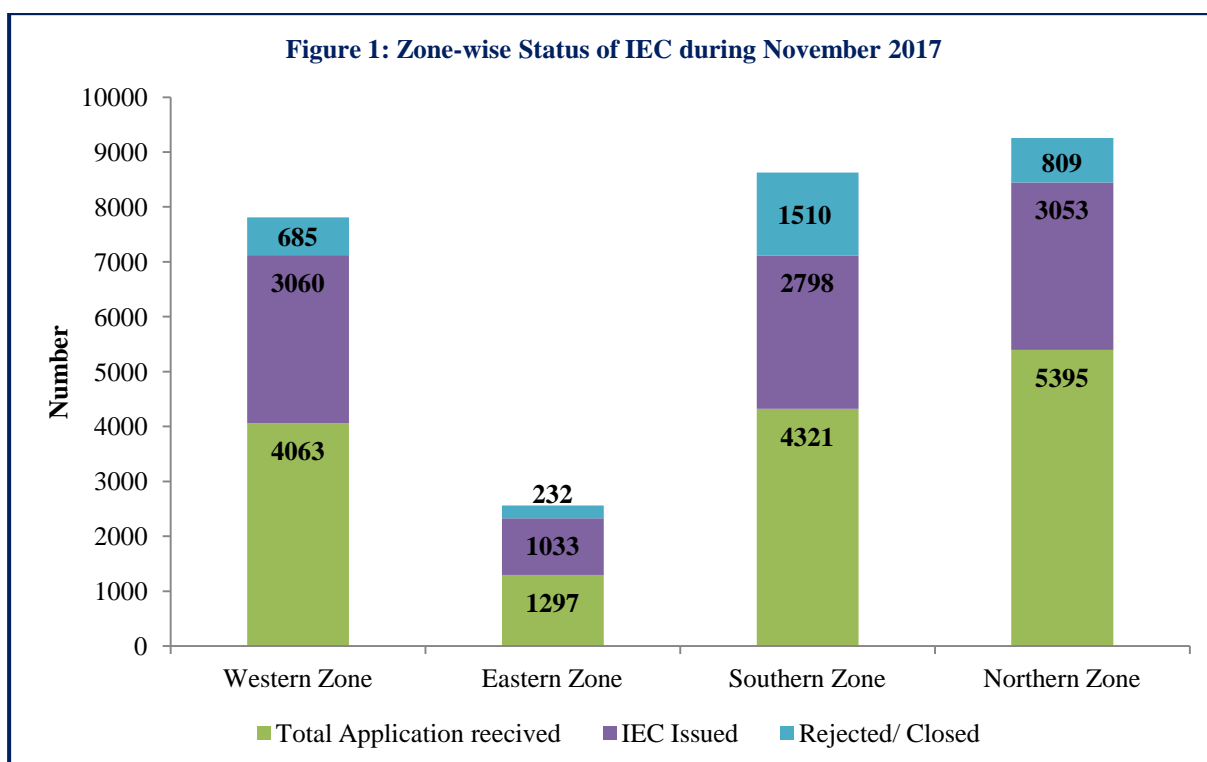
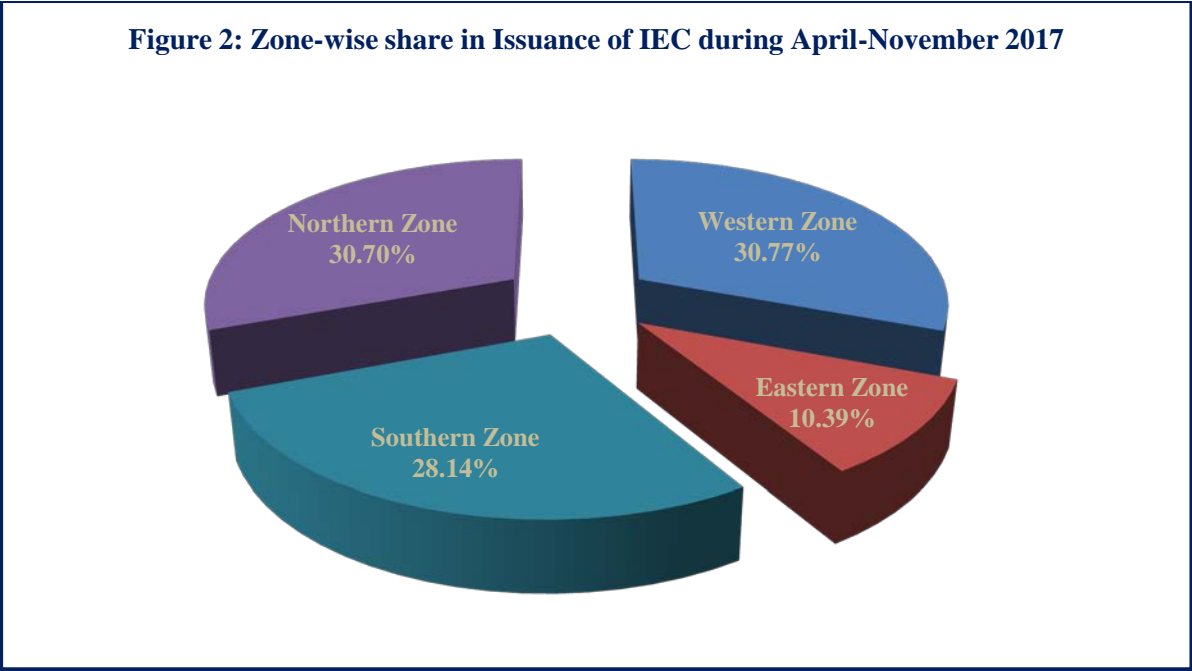


Figure 2 shows the zone-wise share in the total issuance of IE Codes during November 2017. It reflects that Western Zone has the highest share of 30.77% in total issuance of IEC followed by Northern Zone with 30.70%.



MERCHANDISE EXPORTS FROM INDIA SCHEME (MEIS)

Merchandise Exports from India Scheme (MEIS) was introduced through the Foreign Trade Policy (FTP) 2015-20 on April 1, 2015. At the time of introduction, MEIS covered 4,914 tariff lines at 8 digits and currently it covers 8,013 lines. MEIS incentives are available at 2, 3, 5 and 7% of the FOB value of exports.

All India and RA-wise details of issuance of scrips along with the value of scrips, FOB value of exports under MEIS during April-November, 2017 are given at **Table 2 to 7**. It is clear from Table 2 that 1,30,660 scrips were issued under MEIS by various Regional Authorities with value of scrips Rs. 15,178.84 crore and FOB value of exports Rs. 5,92,660.90 crore.

Figure 3 reflects the number of scrips issued by the major RAs, which constitutes about 90% share in total issuance of scrips under MEIS. Mumbai RA issued the highest number of 27,127 scrips, followed by New Delhi RA with 19,932 scrips. Others include Kandla FT, Chennai EPZ, Falta EPZ, Noida EPZ, SEEPZ Mumbai, Cochin EPZ, etc.

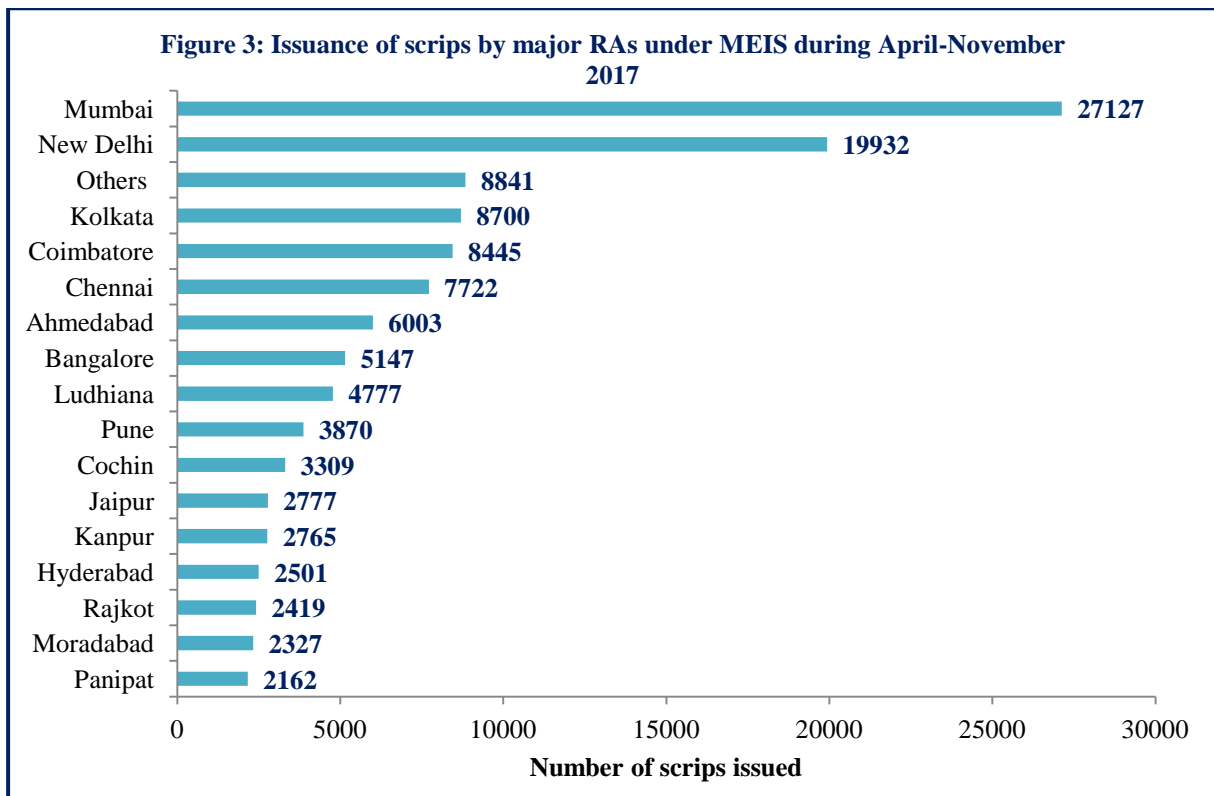
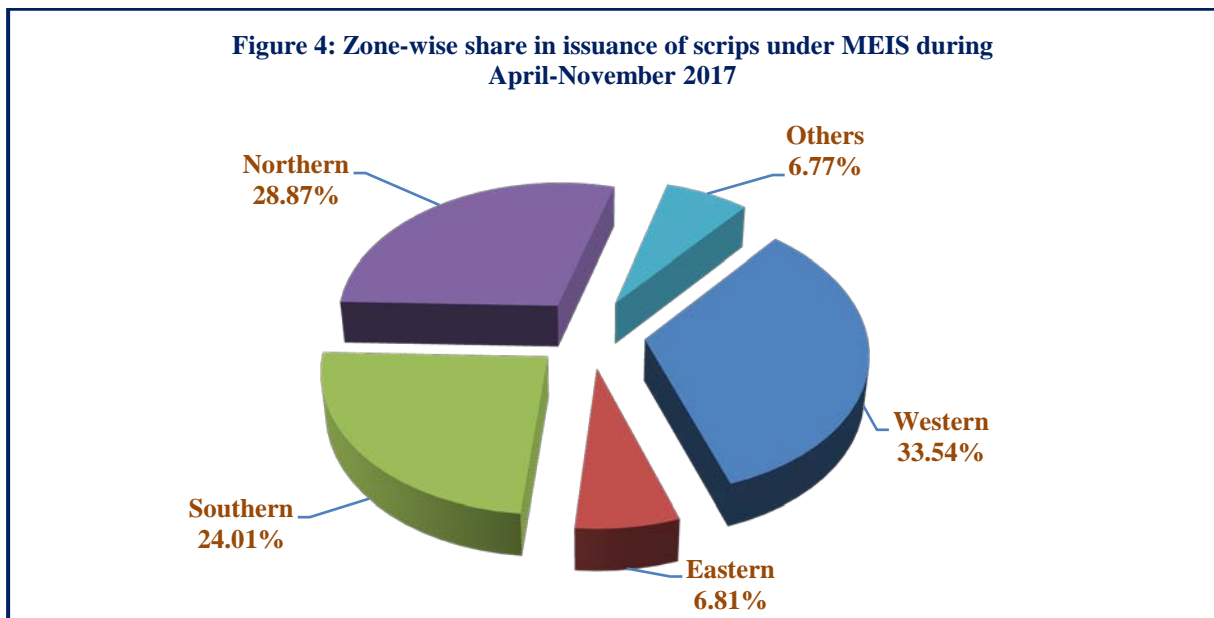


Figure 4 reflects the zone-wise share in total issuance of scrips under MEIS during April-November 2017. Western zone has the highest share of 33.54% in total issuance of scrips under MEIS, followed by Northern Zone RA with 28.87% share.



SERVICES EXPORTS FROM INDIA SCHEME (SEIS)

Services Exports from India Scheme (SEIS), introduced in the Foreign Trade Policy (2015-20) replacing the Served from India Scheme (SFIS), is an incentive scheme for eligible service exports. SEIS offers reward at 3% or 5% of net foreign exchange earned. This scheme covers 'Service Providers located in India' instead of 'Indian Service Providers'. Under the new scheme, the incentive scrips issued are transferable.

All India and RA-wise details of issuance of scrips along with the value of scrips, FOB value of exports under SEIS during April-November, 2017 are given at **Table 2 to 7**. It is clear from Table 2 that 3,133 scrips were issued under SEIS by various Regional Authorities with value of scrips Rs. 1,861.99 crore and FOB value of exports Rs. 9,21,578.71 crore during April-November 2017.

Figure 5 reflects the number of scrips issued by the major RAs, which constitutes about 98% share in total issuance of scrips under SEIS during April-November, 2017. New Delhi RA issued the highest number of 1086 scrips, followed by Mumbai RA with 998 scrips.

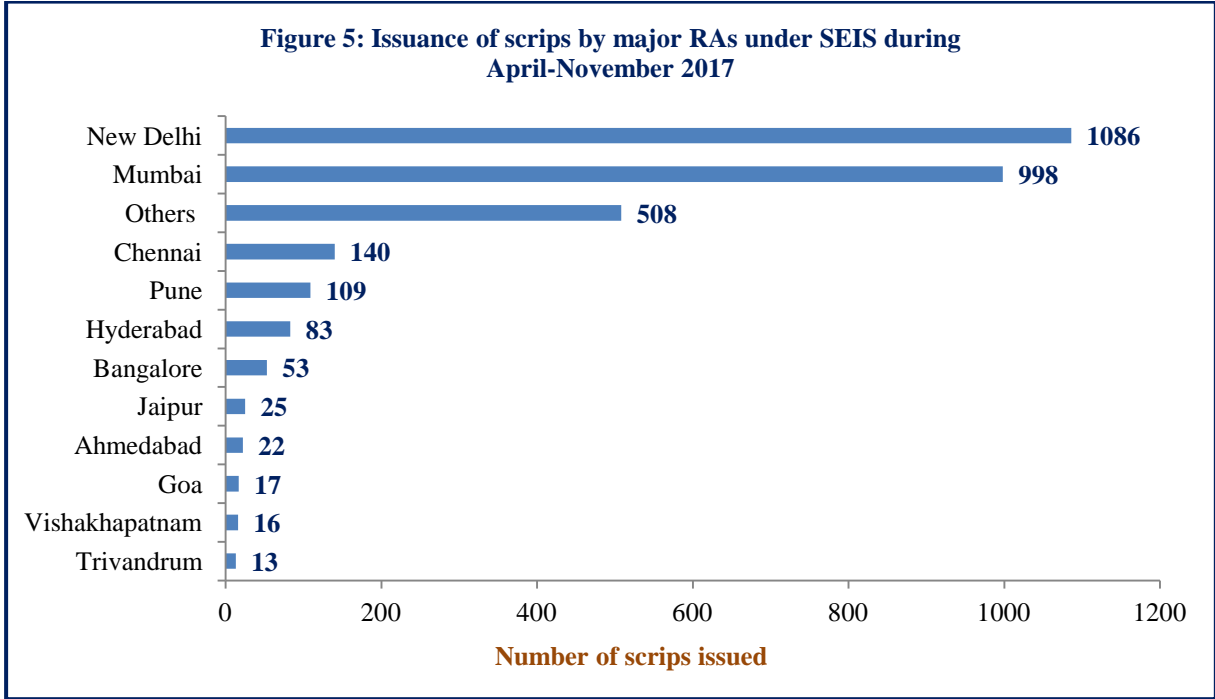
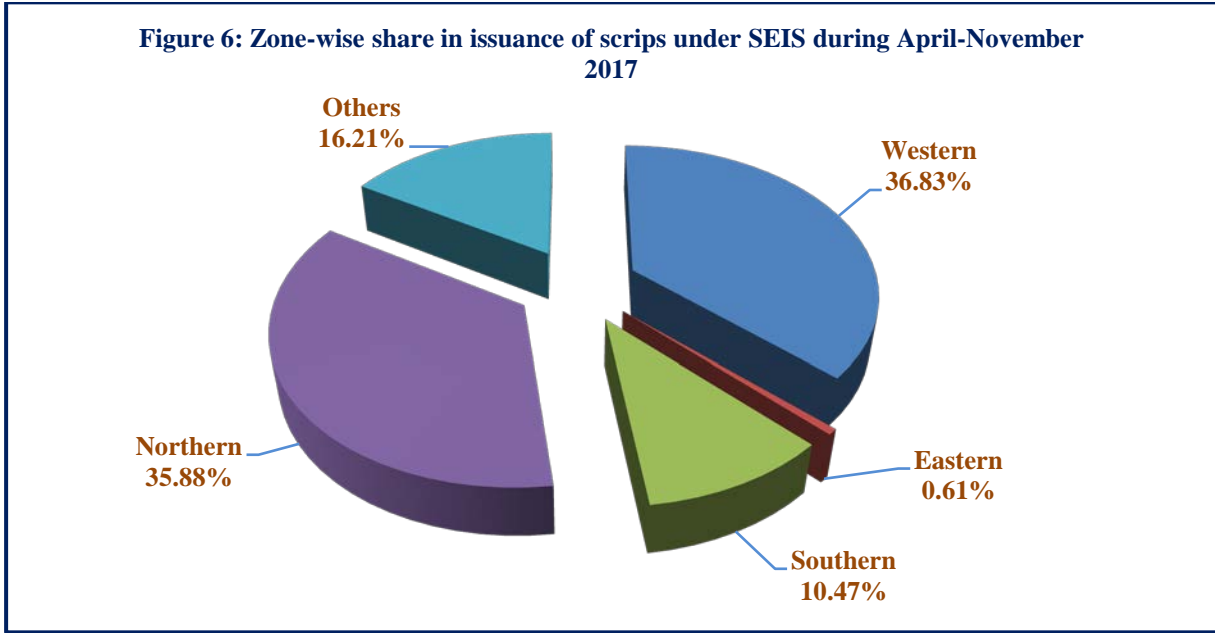


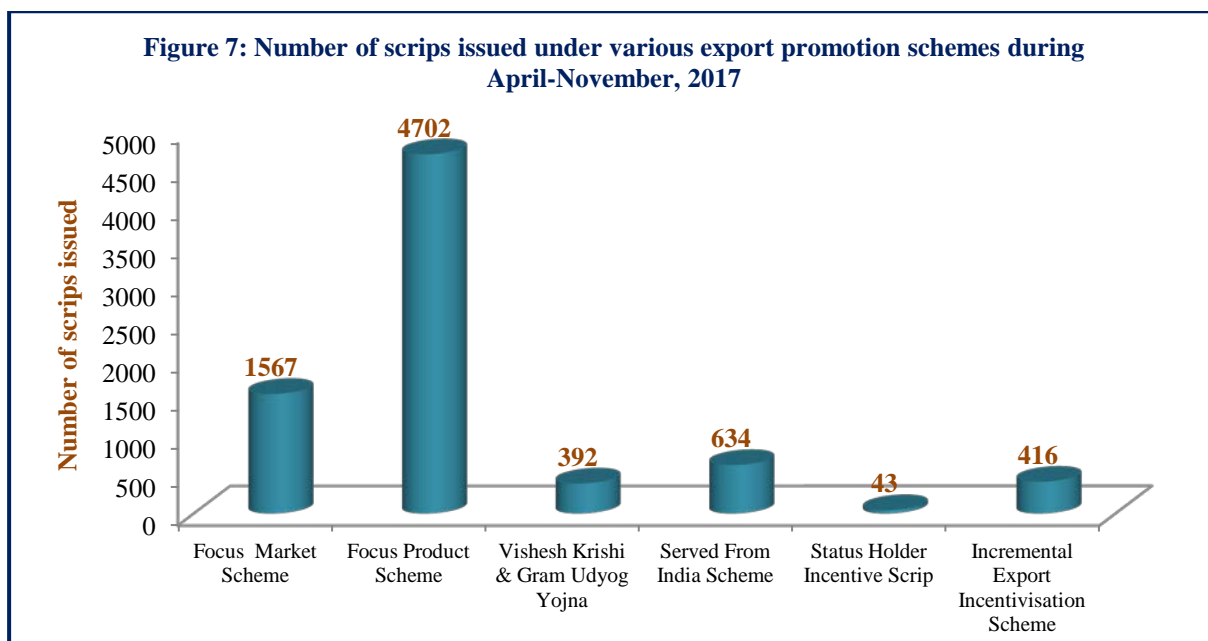
Figure 6 reflects the zone-wise share in total issuance of scrips under SEIS during April-November 2017. Western Zone RA has the highest share of 36.83% in total issuance of scrips under SEIS, followed by Northern zone with 35.88% share.



Other Export Promotion Schemes under earlier Foreign Trade Policies

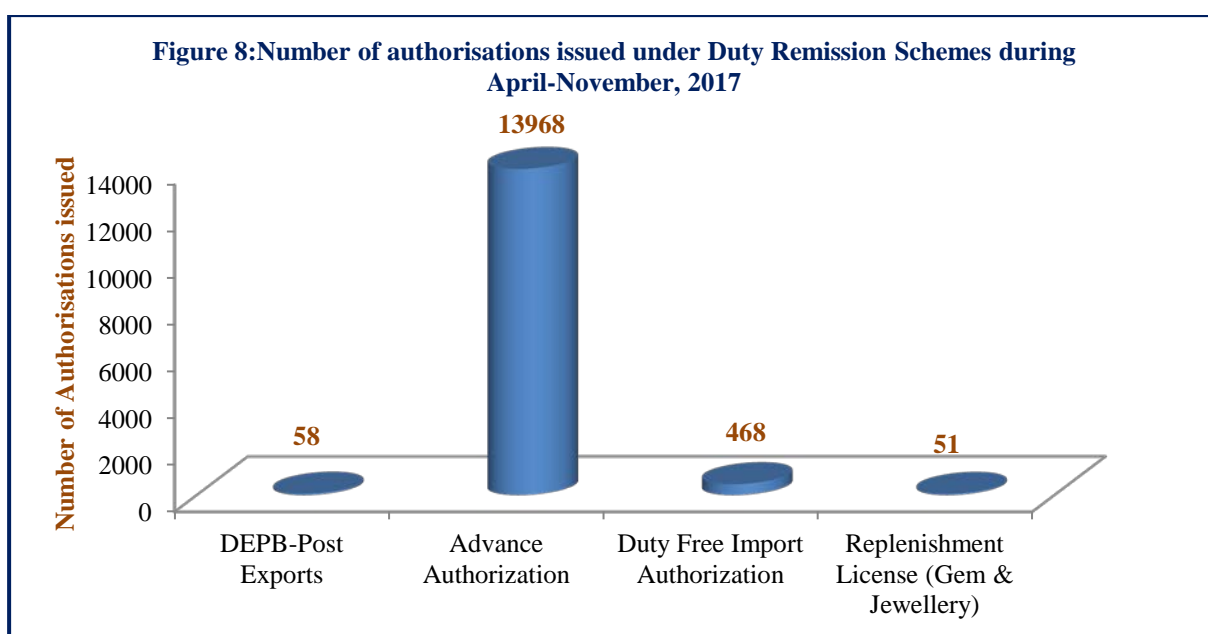
Scripts are also issued under various schemes viz. (i) Focus Product Scheme (FPS), (ii) Focus Market Scheme (FMS), (iii) Vishesh Krishi and Gram Udyog Yojna (VKGUY), (iv) Incremental Export Incentive Scheme, (v) Served From India Scheme and (vi) Status Holder Incentive Scrip (SHIS).

All India and RA-wise details of issuance of scrips along with the value of scrips, FOB value of exports under various export promotion schemes during April-November, 2017 are given at **Table 2 to 7**. **Figure 7** reflects the number of scrips issued under various export promotion schemes.



DUTY REMISSION SCHEMES

Duty neutralization/ remission schemes are based on the principle and the commitment of the Government that “Goods and Services are to be exported and not the Taxes and Levies”. The purpose is to allow duty free import/ procurement of inputs or to allow replenishment either for the inputs used or the duty component on inputs used. **Figure 8** reflects the number of authorizations issued under various export promotion schemes during April-November 2017.

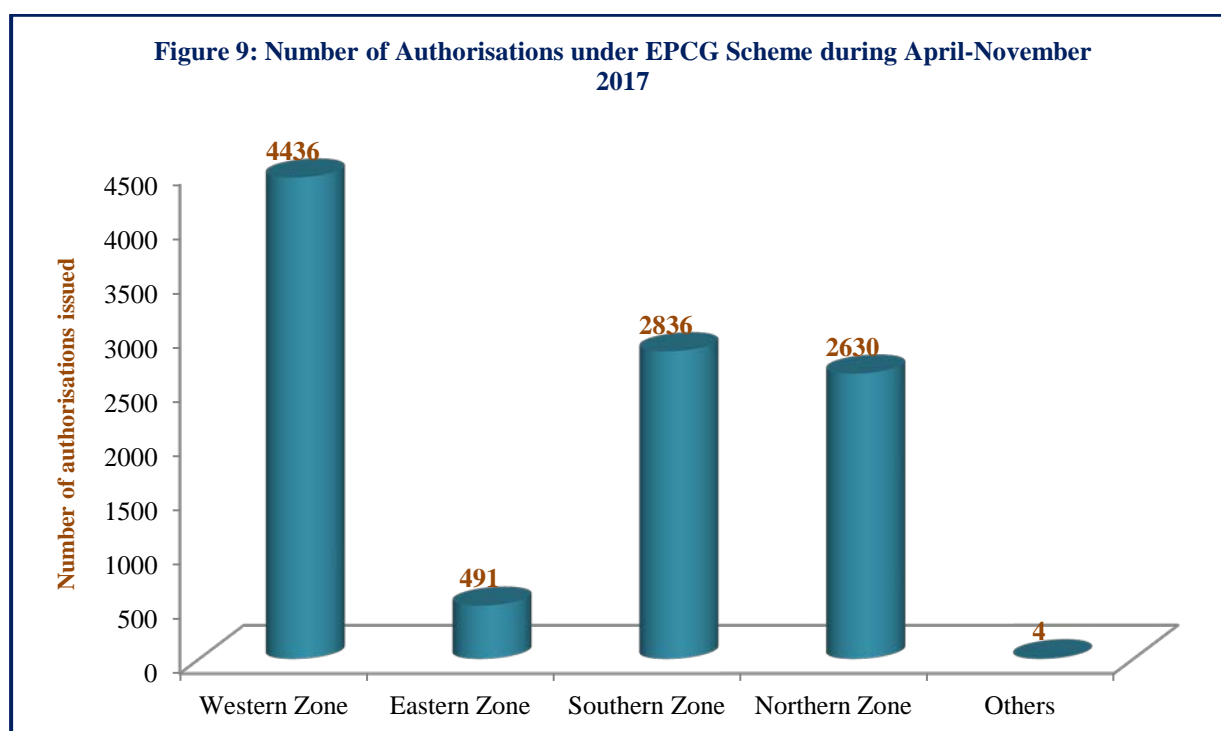


EXPORT PROMOTION OF CAPITAL GOODS (EPCG) SCHEME

The objective of the EPCG Scheme is to facilitate import of capital goods for producing quality goods and services to enhance India's export competitiveness. Post Export EPCG duty credit scrips are also available to exporters who intend to import capital goods on full payment of applicable duties in cash and choose to opt for this scheme. The number of authorisations along with duty saved amount and FOB value of exports under EPCG scheme during April-November 2017 is as follows:

Issuance under Export Promotion Capital Goods Scheme during April-November, 2017		
Zero Duty EPCG Scheme	Number of Authorization	10376
	Duty saved Amount (Rs. Crore)	6829.61
	FOB value of Exports (Rs. Crore)	41815.83
0% Post Export EPCG	Number of Authorization	21
	Duty saved Amount (Rs. Crore)	79.75
	FOB value of Exports (Rs. Crore)	229.57
Total	Number of Authorization	10397
	Duty saved Amount (Rs. Crore)	6909.36
	FOB value of Exports (Rs. Crore)	42045.41

Figure 9 reflects the zone-wise number of authorisations issued under EPCG Scheme during April-November 2017.



EXPORT AUTHORIZATION

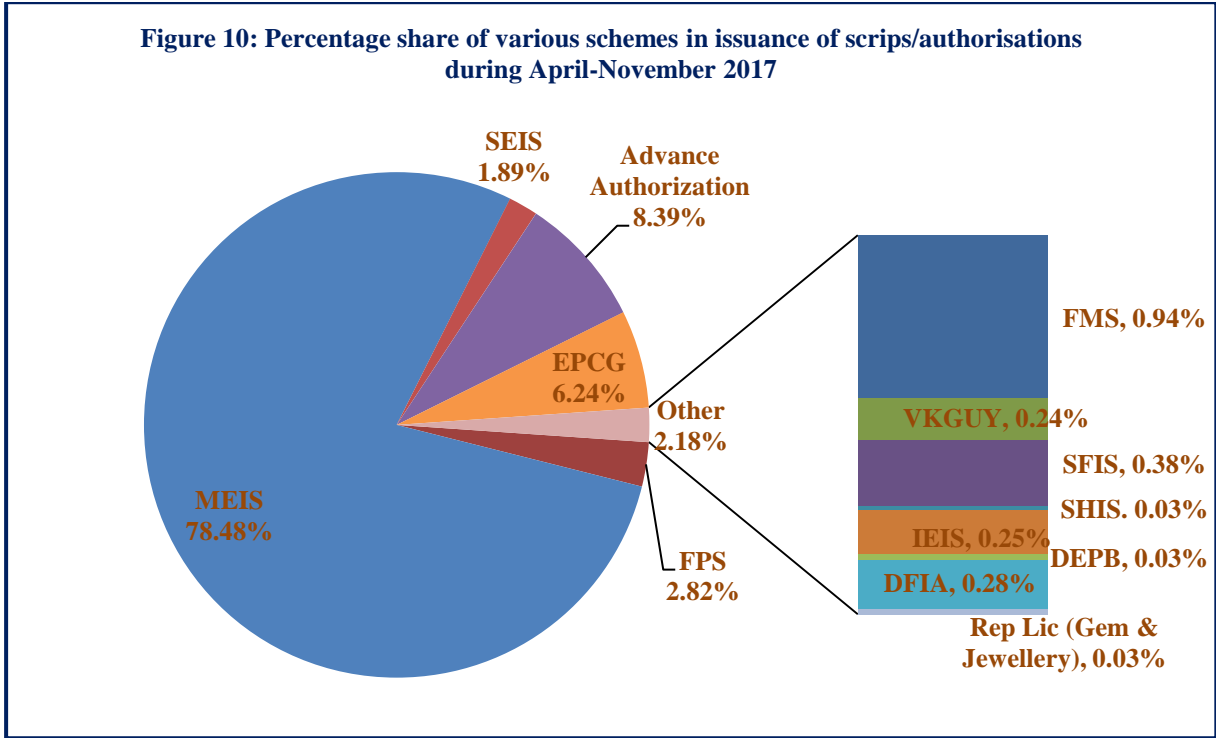
Export of items categorised as ‘Restricted’ in Schedule 2 of ITC (HS) Classification for export is subjected to license. The applications for issuance of export authorization for restricted items (other than SCOMET items) e.g. onion seeds, live animals, seaweeds, non-basmati rice paddy (husk) other than seed quality, fodder material, fertilizers (NPK, SSP, urea etc.), chemicals under Montreal Protocol etc., are processed and considered by an EXIM Facilitation Committee (EFC) consisting of representatives of various Ministries and Departments. “Special Chemicals, Organism, Materials, Equipment and Technologies (SCOMET)” items are dual-use items having potential for both civilian and Weapons of Mass Destruction (WMD) applications. Export of such items is either restricted, requiring an authorisation for their export, or is prohibited. Total number of authorisations issued under Export License is 306 with FOB value of Rs. 1,312.94 crore.

IMPORT AUTHORIZATION

Import of items categorised as ‘Restricted’ in Schedule 1 of ITC (HS) Classification for import, is subjected to license. Total number of authorisations issued under Import License is 453 with CIF value of Rs. 75,153.17 crore.

Export Promotion Scheme-wise share in issuance of scrips/authorizations

Figure 10 shows the share of various export promotion schemes in issuance of scrips/authorisations by the Regional Authorities during April-November 2017. It shows that MEIS has the highest share of 78.48% in issuance of scrips among all export promotion schemes, followed by Advance Authorisation Scheme with 8.39%.



Monitoring of Export Obligation under Advance Authorisation

RA-wise number of authorisations issued under Advance Authorisation scheme along with the value of Export Obligation (EO) fixed and unredeemed authorisations for the period of April-November 2017 are given at Table 8. The details of number of authorisations issued along with the value of

Export Obligation (EO) fixed upto March, 2017 and unredeemed authorisations as on November, 2017 are given at **Table 9**.

Figure 11 reflects the number of authorisations issued by major RAs, having more than 1% share in total issuance, during April-November 2017. It shows that Mumbai RA issued the highest number of 4559 authorisations, followed by New Delhi RA with 2140.

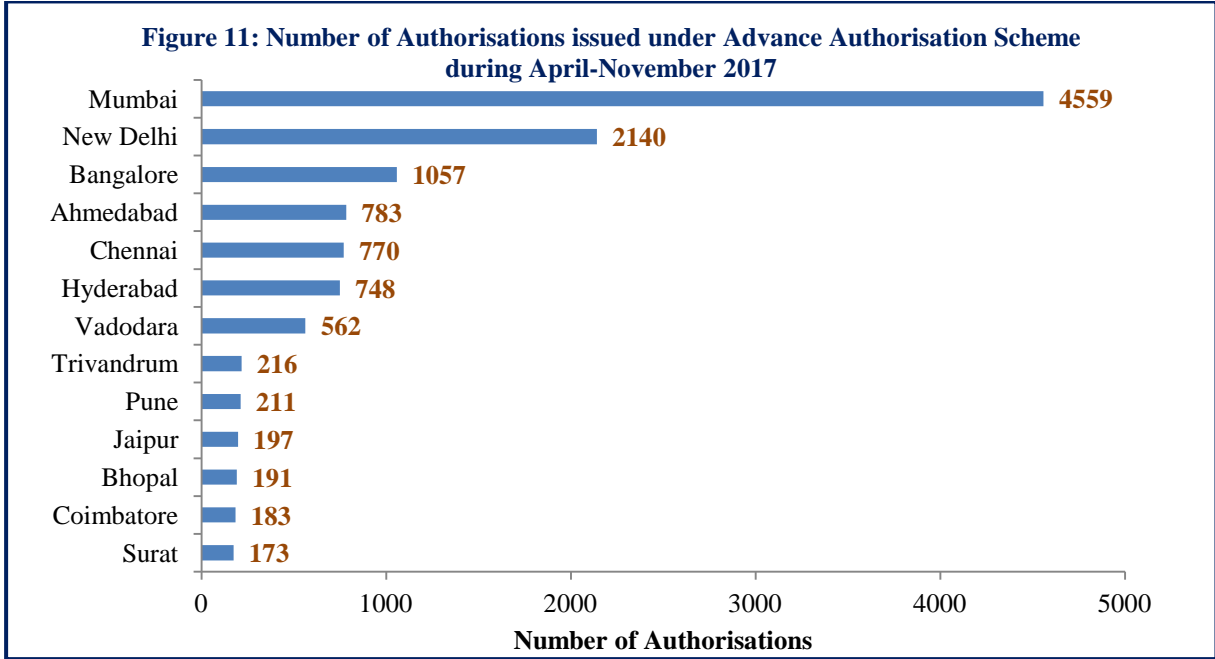
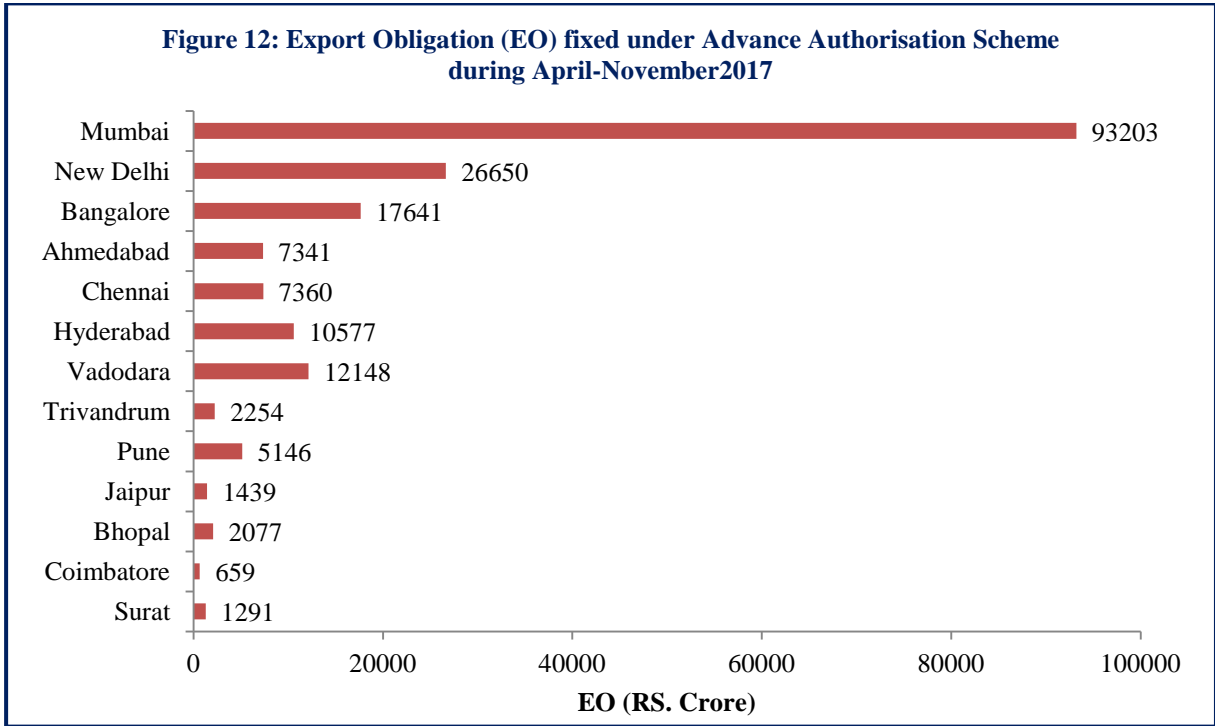


Figure 12 shows the value of Export Obligation (EO) fixed under Advance Authorisation Scheme by major RAs, having more than 1% share in total issuance, during April-November 2017.



Monitoring of Export Obligation under Export Promotion Capital Goods (EPCG) Scheme

RA-wise number of authorisations issued under EPCG scheme along with the value of Export Obligation (EO) fixed and unredeemed authorisations for the period of April-November 2017 are given at **Table 10**. The details of number of authorisations issued along with the value of Export Obligation (EO) fixed upto March, 2017 and unredeemed authorisations as on November, 2017 are given at **Table 11**. Further, the status of unredeemed authorisations as on November 2017 where EO period has expired is given at **Table 12**.

Figure 13 shows the number of authorisations issued by major RAs, having more than 1% share in total issuance, during April-November 2017. It shows that Surat RA issued the highest number of 1551 authorisations, followed by New Delhi RA with 1288.

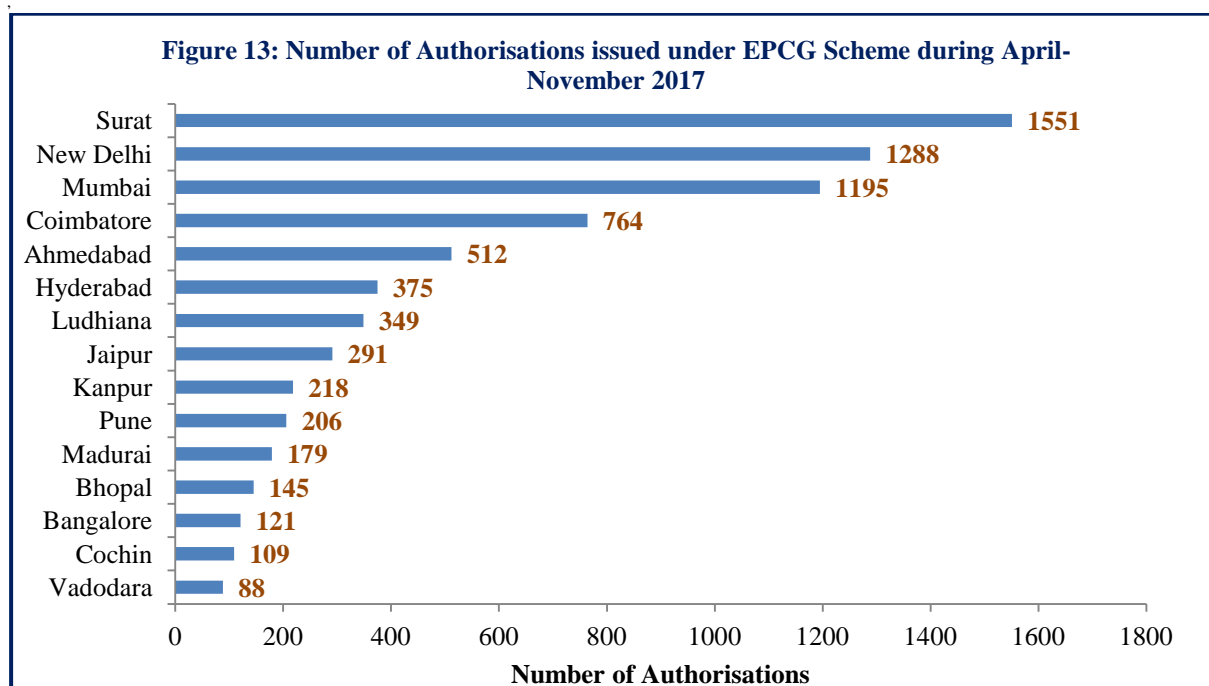


Figure 14 shows the value of Additional Specific Export Obligation (EO) fixed under EPCG Scheme by major RAs, having more than 1% share in total issuance, during April-November 2017.

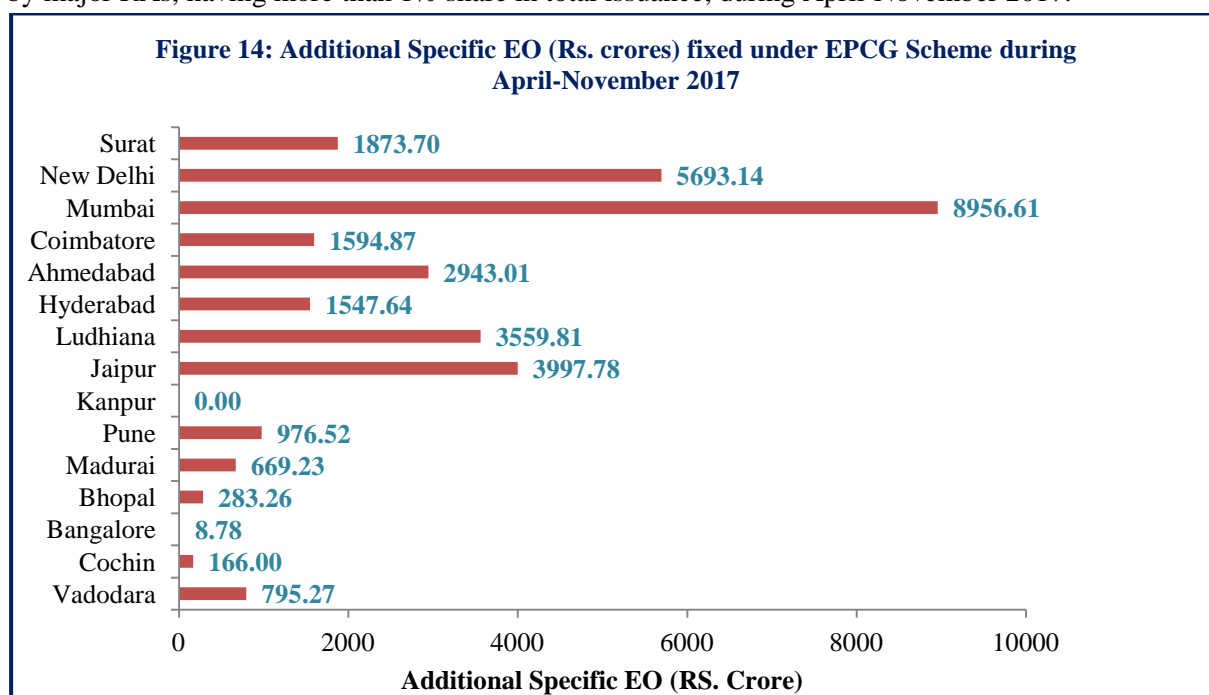


Table 1: Status of Importer-Exporter Code (IEC) during November 2017

S.No.	Regional Authorities	Application pending from previous months	IEC Application received during current month	Total Application during current month	IEC Issued	Rejected/ Closed	Pending Applications
1	Ahmedabad	153	502	655	410	0	245
2	Amritsar		51	51	43	8	0
3	Bangalore		727	727	479	248	0
4	Belagavi		63	63	34	29	0
5	Bhopal		192	192	118	74	0
6	Chandigarh	4	140	144	89	55	0
7	Chennai		988	988	682	306	0
8	Coimbatore	132	688	820	493	327	0
9	Cuttack		70	70	43	27	0
10	Dehradun		44	44	32	12	0
11	Cochin	49	452	501	342	146	13
12	Goa		21	21	15	6	0
13	Guwahati	3	121	124	76	48	0
14	Hyderabad		546	546	324	222	0
15	Jaipur	4	487	491	393	58	40
16	Jammu		20	20	7	13	0
17	Kanpur		292	292	176	0	116
18	Kolkata		849	849	790	59	0
19	Ludhiana		294	294	261	33	0
20	Madurai		275	275	158	117	0
21	Moradabad	4	89	93	66	27	0
22	Mumbai	1	1479	1480	1286	193	1
23	Nagpur		137	137	87	50	0
24	New Delhi	1287	2274	3561	1722	469	1370
25	Panipat		250	250	185	65	0
26	Patna		182	182	93	80	9
27	Pondicherry		81	81	50	31	0
28	Pune		668	668	449	219	0
29	Raipur		56	56	28	0	28
30	Rajkot		185	185	185	0	0
31	Shillong		72	72	31	18	23
32	Srinagar	14	53	67	27	33	7
33	Surat		463	463	333	86	44
34	Trivandrum		59	59	59	0	0
35	Vadodara		206	206	149	57	0
36	Varanasi		88	88	52	36	0
37	Vijayawada		186	186	115	71	0
38	V'Patnam		75	75	62	13	0
	Total	1651	13425	15076	9944	3236	1896

Table 2: Scheme-wise Authorisations/Scripts and FOB/CIF values: All India (April-November 2017)

Reward / Incentive Schemes	Focus Market Scheme	Number of Scripts	1567
		Value of Scripts (Rs. Crore)	123.59
		FOB value of Exports (Rs. Crore)	3734.08
	Focus Product Scheme	Number of Scripts	4702
		Value of Scripts (Rs. Crore)	273.57
		FOB value of Exports (Rs. Crore)	11540.83
	Vishesh Krishi & Gram Udyog Yojna	Number of Scripts	392
		Value of Scripts (Rs. Crore)	11.52
		FOB value of Exports (Rs. Crore)	251.00
	Served From India Scheme	Number of Scripts	634
		Value of Scripts (Rs. Crore)	227.05
	Status Holder Incentive Scheme	Number of Scripts	43
		Value of Scripts (Rs. Crore)	26.97
	Incremental Export Incentivisation Scheme	Number of Scripts	416
		Value of Scripts (Rs. Crore)	92.81
Merchandise Exports From India Scheme	Number of Scripts	130660	
	Value of Scripts (Rs. Crore)	15178.84	
	FOB value of Exports (Rs. Crore)	592660.90	
Services Exports From India Scheme	Number of Scripts	3133	
	Value of Scripts (Rs. Crore)	1861.99	
	FOB value of Exports (Rs. Crore)	921578.71	
Total	Number of Scripts	141547	
	Value of Scripts (Rs. Crore)	17796.34	
	FOB value of Exports (Rs. Crore)	1529765.52	
Duty Neutralisation Scheme DEPB-Post Exports	Number of Scripts	58	
	Value of Scripts (Rs. Crore)	2.83	
	FOB value of Exports (Rs. Crore)	61.33	
Duty Remission Schemes	Advance Authorization	Number of Authorization	13968
		CIF value of imports (Rs. Crore)	114689.01
		FOB value of Exports (Rs. Crore)	188738.84
	Duty Free Import Authorization	Number of Authorization	468
		CIF value of imports (Rs. Crore)	1569.40
		FOB value of Exports (Rs. Crore)	2095.31
	Total	Number of Authorization	14436
		CIF value of imports (Rs. Crore)	116258.41
		FOB value of Exports (Rs. Crore)	190834.15
	Export Promotion Capital Goods	Number of Authorization	10397
Duty saved Amount (Rs. Crore)		6909.36	
FOB value of Exports (Rs. Crore)		42045.41	
Replenishment License (Gem & Jewellery)	Number of Authorization	51	
	CIF value of imports (Rs. Crore)	47.39	
	FOB value of Exports (Rs. Crore)	598.87	
A	Import License for Restricted Items	Number of Authorization	453
		CIF value of imports (Rs. Crore)	75153.17
B	Export License for Restricted Items	Number of Authorization	306
		FOB value of Exports (Rs. Crore)	1312.94

Table 3: Scheme-wise Authorisations/Scripts and FOB/CIF values: Western Zone RAs (April-November 2017)

Regional Authorities		Mumbai	Ahmedabad	Bhopal	Goa	
Reward / Incentive Schemes	Focus Market Scheme	Number of Scripts	709	85	2	1
		Value of Scripts (Rs. Crore)	63.43	5.34	0.02	0.02
		FOB value of Exports (Rs. Crore)	1,913.86	144.27	0.97	0.97
	Focus Product Scheme	Number of Scripts	971	125	12	1
		Value of Scripts (Rs. Crore)	86.36	3.54	0.18	0.00
		FOB value of Exports (Rs. Crore)	4,142.49	185.05	6.02	0.13
	Vishesh Krishi & Gram Udyog Yojna	Number of Scripts	71	10	1	1
		Value of Scripts (Rs. Crore)	1.65	0.10	0.01	0.01
		FOB value of Exports (Rs. Crore)	35.13	2.21	0.30	0.31
	Served From India Scheme	Number of Scripts	140	3	0	17
		Value of Scripts (Rs. Crore)	76.34	2.78	0.00	3.39
	Status Holder Incentive Scheme	Number of Scripts	27	2	0	0
		Value of Scripts (Rs. Crore)	15.19	0.77	0.00	0.00
	Incremental Export Incentivisation Scheme	Number of Scripts	102	12	2	1
		Value of Scripts (Rs. Crore)	28.27	3.54	1.33	0.70
	Merchandise Exports From India Scheme	Number of Scripts	27,127	6,003	229	247
		Value of Scripts (Rs. Crore)	3,132.09	616.75	15.34	34.37
		FOB value of Exports (Rs. Crore)	1,40,844.51	22,415.96	641.00	1,081.51
	Services Exports From India Scheme	Number of Scripts	998	22	1	17
		Value of Scripts (Rs. Crore)	580.04	78.16	0.03	4.82
		FOB value of Exports (Rs. Crore)	1,74,554.52	1,716.96	0.70	286.68
Total	Number of Scripts	30,145	6,262	247	285	
	Value of Scripts (Rs. Crore)	3,983.37	710.98	16.91	43.31	
	FOB value of Export (Rs.Crore)	3,21,490.51	24,464.45	648.99	1,369.60	
Duty Neutralisation Scheme DEPB-Post Exports	Number of Scripts	43	0	1	0	
	Value of Scripts (Rs. Crore)	1.82	0.00	0.02	0.00	
	FOB value of Exports (Rs. Crore)	34.91	0.00	1.40	0.00	
Duty Remission Scheme	Advance Authorization	Number of Authorization	4,559	1,318	33	60
		CIF value of imports (Rs. Crore)	34,392.34	5,427.59	82.13	78.13
		FOB value of Exports (Rs. Crore)	80,089.78	8,597.28	110.60	148.32
	Duty Free Import Authorization	Number of Authorization	173	84	0	0
		CIF value of imports (Rs. Crore)	141.40	58.54	0.00	0.00
		FOB value of Exports (Rs. Crore)	177.03	71.21	0.00	0.00
	Total	Number of Authorization	4,732	1,402	33	60
		CIF value of import (Rs. Crore)	34,533.74	5,486.13	82.13	78.13
		FOB value of Export (Rs.Crore)	80,266.81	8,668.49	110.60	148.32
Export Promotion Capital Goods	Number of Authorization	1,368	565	61	24	
	Duty saved Amount (Rs. Crore)	1,721.50	438.68	11.93	6.87	
	FOB value of Exports (Rs. Crore)	10,205.26	3,335.65	75.91	41.74	
Replenishment License (Gem & Jewellery)	Number of Authorization	22	0	0	0	
	CIF value of imports (Rs. Crore)	8.02	0.00	0.00	0.00	
	FOB value of Exports (Rs. Crore)	13.51	0.00	0.00	0.00	
A	Import License for Restricted Items	Number of Authorization	70	11	1	0
		CIF value of imports (Rs. Crore)	6,877.24	8,010.42	2.53	0.00
B	Export License for Restricted Items	Number of Authorization	79	1	0	1
		FOB value of Exports (Rs. Crore)	100.25	0.26	0.00	36.19

Table 3 (contd.): Scheme-wise Authorisations/Scripts and FOB/CIF values: Western Zone RAs (April-November 2017)

Regional Authorities		Rajkot	Pune	Vadodara	Surat	
Reward / Incentive Schemes	Focus Market Scheme	Number of Scripts	37	50	22	4
		Value of Scripts (Rs. Crore)	1.84	4.52	0.75	0.06
		FOB value of Exports (Rs. Crore)	57.25	128.17	22.52	1.90
	Focus Product Scheme	Number of Scripts	52	200	19	21
		Value of Scripts (Rs. Crore)	1.67	20.50	0.46	1.07
		FOB value of Exports (Rs. Crore)	82.63	807.85	25.16	38.76
	Vishesh Krishi & Gram Udyog Yojna	Number of Scripts	17	20	0	1
		Value of Scripts (Rs. Crore)	0.79	1.42	0.00	0.38
		FOB value of Exports (Rs. Crore)	17.36	29.71	0.00	8.46
	Served From India Scheme	Number of Scripts	0	40	4	0
		Value of Scripts (Rs. Crore)	0.00	3.35	0.77	0.00
	Status Holder Incentive Scheme	Number of Scripts	0	0	0	1
		Value of Scripts (Rs. Crore)	0.00	0.00	0.00	0.18
	Incremental Export Incentivisation Scheme	Number of Scripts	11	9	1	1
		Value of Scripts (Rs. Crore)	3.02	3.86	0.10	0.35
	Merchandise Exports From India Scheme	Number of Scripts	2,419	3,870	1,719	1,101
		Value of Scripts (Rs. Crore)	293.51	707.79	202.48	91.93
		FOB value of Exports (Rs. Crore)	8,251.89	29,307.33	12,274.39	4,223.13
	Services Exports From India Scheme	Number of Scripts	1	109	4	0
		Value of Scripts (Rs. Crore)	0.00	58.29	0.54	0.00
		FOB value of Exports (Rs. Crore)	0.27	20,986.97	11.29	0.00
Total	Number of Scripts	2,537	4,298	1,769	1,129	
	Value of Scripts (Rs. Crore)	300.83	799.73	205.10	93.97	
	FOB value of Exports (Rs. Crore)	8,409.40	51,260.03	12,333.36	4,272.25	
Duty Neutralisation Scheme DEPB-Post Exports	Number of Scripts	0	6	0	2	
	Value of Scripts (Rs. Crore)	0.00	0.27	0.00	0.15	
	FOB value of Exports (Rs. Crore)	0.00	3.77	0.00	1.85	
Duty Remission Schemes	Advance Authorization	Number of Authorization	131	211	556	173
		CIF value of imports (Rs. Crore)	405.98	2,426.69	9,927.43	1,009.33
		FOB value of Exports (Rs. Crore)	522.18	5,146.21	12,115.14	1,290.77
	Duty Free Import Authorization	Number of Authorization	0	0	6	38
		CIF value of imports (Rs. Crore)	0.00	0.00	27.08	101.42
		FOB value of Exports (Rs. Crore)	0.00	0.00	32.57	128.27
	Total	Number of Authorization	131	211	562	211
		CIF value of imports (Rs. Crore)	405.98	2,426.69	9,954.51	1,110.75
		FOB value of Exports (Rs. Crore)	522.18	5,146.21	12,147.71	1,419.04
Export Promotion Capital Goods	Number of Authorization	442	207	88	1,551	
	Duty saved Amount (Rs. Crore)	411.92	164.36	131.69	289.22	
	FOB value of Exports (Rs. Crore)	2,534.13	977.99	795.28	1,873.71	
Replenishment License (Gem & Jewellery)	Number of Authorization	0	0	0	0	
	CIF value of imports (Rs. Crore)	0.00	0.00	0.00	0.00	
	FOB value of Exports (Rs. Crore)	0.00	0.00	0.00	0.00	
A	Import License for Restricted Items	Number of Authorization	2	12	4	2
		CIF value of imports (Rs. Crore)	10.72	49.27	18.84	12.78
B	Export License for Restricted Items	Number of Authorization	0	35	15	1
		FOB value of Exports (Rs. Crore)	0.00	32.54	35.85	3.61

Table 3 (contd.): Scheme-wise Authorisations/Scripts and FOB/CIF values: Western Zone RAs (April-November 2017)

Regional Authorities			Raipur	Nagpur	Indore	Western Zone Total
Reward / Incentive Schemes	Focus Market Scheme	Number of Scripts	0	0	3	913
		Value of Scripts (Rs. Crore)	0.00	0.00	0.07	76.05
		FOB value of Exports (Rs. Crore)	0.00	0.00	1.83	2,271.74
	Focus Product Scheme	Number of Scripts	1	2	15	1,419
		Value of Scripts (Rs. Crore)	0.01	0.06	0.35	114.20
		FOB value of Exports (Rs. Crore)	0.41	3.64	15.92	5,308.06
	Vishesh Krishi & Gram Udyog Yojna	Number of Scripts	0	0	2	123
		Value of Scripts (Rs. Crore)	0.00	0.00	0.01	4.37
		FOB value of Exports (Rs. Crore)	0.00	0.00	0.23	93.71
	Served From India Scheme	Number of Scripts	0	1	0	205
		Value of Scripts (Rs. Crore)	0.00	0.07	0.00	86.70
	Status Holder Incentive Scheme	Number of Scripts	0	0	0	30
		Value of Scripts (Rs. Crore)	0.00	0.00	0.00	16.15
	Incremental Export Incentivisation Scheme	Number of Scripts	0	2	7	148
		Value of Scripts (Rs. Crore)	0.00	0.45	2.24	43.86
	Merchandise Exports From India Scheme	Number of Scripts	68	179	867	43,829
		Value of Scripts (Rs. Crore)	5.00	15.09	96.70	5,211.05
		FOB value of Exports (Rs. Crore)	176.13	522.75	2,808.43	2,22,547.03
	Services Exports From India Scheme	Number of Scripts	0	2	0	1,154
		Value of Scripts (Rs. Crore)	0.00	0.56	0.00	722.44
		FOB value of Exports (Rs. Crore)	0.00	16.88	0.00	1,97,574.27
	Total	Number of Scripts	69	186	894	47,821
		Value of Scripts (Rs. Crore)	5.01	16.23	99.37	6,274.82
		FOB value of Exports (Rs. Crore)	176.54	543.27	2,826.41	4,27,794.81
	Duty Neutralisation Scheme DEPB-Post Exports	Number of Scripts	0	0	0	52
		Value of Scripts (Rs. Crore)	0.00	0.00	0.00	2.26
		FOB value of Exports (Rs. Crore)	0.00	0.00	0.00	41.93
Duty Remission Schemes	Advance Authorization	Number of Authorization	19	32	155	7,247
		CIF value of imports (Rs. Crore)	10.03	67.50	1,062.75	54,889.90
		FOB value of Exports (Rs. Crore)	12.11	85.66	1,264.75	1,09,382.80
	Duty Free Import Authorization	Number of Authorization	0	13	0	314
		CIF value of imports (Rs. Crore)	0.00	6.90	0.00	335.34
		FOB value of Exports (Rs. Crore)	0.00	8.28	0.00	417.36
	Total	Number of Authorization	19	45	155	7,561
		CIF value of imports (Rs. Crore)	10.03	74.40	1,062.75	55,225.24
		FOB value of Exports (Rs. Crore)	12.11	93.94	1,264.75	1,09,800.16
Export Promotion Capital Goods	Number of Authorization	11	37	82	4,436	
	Duty saved Amount (Rs. Crore)	5.24	15.81	30.27	3,227.50	
	FOB value of Exports (Rs. Crore)	31.43	119.82	198.68	20,189.58	
Replenishment License (Gem & Jewellery)	Number of Authorization	0	0	0	22	
	CIF value of imports (Rs. Crore)	0.00	0.00	0.00	8.02	
	FOB value of Exports (Rs. Crore)	0.00	0.00	0.00	13.51	
A	Import License for Restricted Items	Number of Authorization	0	0	8	110
		CIF value of imports (Rs. Crore)	0.00	0.00	0.65	14,982.45
B	Export License for Restricted Items	Number of Authorization	0	1	12	145
		FOB value of Exports (Rs. Crore)	0.00	0.84	8.90	218.44

Table 4: Scheme-wise Authorisations/Scripts and FOB/CIF values: Eastern Zone RAs (April-November 2017)

Regional Authorities		Kolkata	Guwahati	Shillong	
Reward / Incentive Schemes	Focus Market Scheme	Number of Scripts	75	0	0
		Value of Scripts (Rs. Crore)	7.57	0.00	0.00
		FOB value of Exports (Rs. Crore)	247.49	0.00	0.00
	Focus Product Scheme	Number of Scripts	321	1	0
		Value of Scripts (Rs. Crore)	15.27	0.00	0.00
		FOB value of Exports (Rs. Crore)	633.31	0.20	0.00
	Vishesh Krishi & Gram Udyog Yojna	Number of Scripts	53	7	0
		Value of Scripts (Rs. Crore)	1.80	0.12	0.00
		FOB value of Exports (Rs. Crore)	41.52	2.45	0.00
	Served From India Scheme	Number of Scripts	4	0	0
		Value of Scripts (Rs. Crore)	3.09	0.00	0.00
	Status Holder Incentive Scheme	Number of Scripts	0	0	0
		Value of Scripts (Rs. Crore)	0.00	0.00	0.00
	Incremental Export Incentivisation Scheme	Number of Scripts	27	0	0
		Value of Scripts (Rs. Crore)	4.67	0.00	0.00
	Merchandise Exports From India Scheme	Number of Scripts	8,700	15	0
		Value of Scripts (Rs. Crore)	1,005.96	0.34	0.00
		FOB value of Exports (Rs. Crore)	34,662.54	9.27	0.00
	Services Exports From India Scheme	Number of Scripts	7	0	0
		Value of Scripts (Rs. Crore)	6.52	0.00	0.00
		FOB value of Exports (Rs. Crore)	961.30	0.00	0.00
Total	Number of Scripts	9,187	23	0	
	Value of Scripts (Rs. Crore)	1,044.88	0.46	0.00	
	FOB value of Exports (Rs. Crore)	36,546.16	11.92	0.00	
Duty Neutralisation Scheme DEPB-Post Exports	Number of Scripts	0	0	0	
	Value of Scripts (Rs. Crore)	0.00	0.00	0.00	
	FOB value of Exports (Rs. Crore)	0.00	0.00	0.00	
Duty Remission Schemes	Advance Authorization	Number of Authorization	472	1	0
		CIF value of imports (Rs. Crore)	3,047.38	46.81	0.00
		FOB value of Exports (Rs. Crore)	4,166.67	53.87	0.00
	Duty Free Import Authorization	Number of Authorization	11	0	0
		CIF value of imports (Rs. Crore)	9.02	0.00	0.00
		FOB value of Exports (Rs. Crore)	11.37	0.00	0.00
	Total	Number of Authorization	483	1	0
		CIF value of imports (Rs. Crore)	3,056.40	46.81	0.00
		FOB value of Exports (Rs. Crore)	4,178.04	53.87	0.00
Export Promotion Capital Goods	Number of Authorization	409	6	0	
	Duty saved Amount (Rs. Crore)	216.12	4.70	0.00	
	FOB value of Exports (Rs. Crore)	1,027.92	6.51	0.00	
Replenishment License (Gem & Jewellery)	Number of Authorization	0	0	0	
	CIF value of imports (Rs. Crore)	0.00	0.00	0.00	
	FOB value of Exports (Rs. Crore)	0.00	0.00	0.00	
A	Import License for Restricted Items	Number of Authorization	14	0	0
		CIF value of imports (Rs. Crore)	250.38	0.00	0.00
B	Export License for Restricted Items	Number of Authorization	15	0	0
		FOB value of Exports (Rs. Crore)	27.46	0.00	0.00

Table 4 (contd.): Scheme-wise Authorisations/Scripts and FOB/CIF values: Eastern Zone RAs (April-November 2017)

Regional Authorities		Patna	Cuttack	Eastern Zone Total	
Reward / Incentive Schemes	Focus Market Scheme	Number of Scripts	0	0	75
		Value of Scripts (Rs. Crore)	0.00	0.00	7.57
		FOB value of Exports (Rs. Crore)	0.00	0.00	247.49
	Focus Product Scheme	Number of Scripts	2	2	326
		Value of Scripts (Rs. Crore)	0.03	0.32	15.62
		FOB value of Exports (Rs. Crore)	1.71	9.04	644.26
	Vishesh Krishi & Gram Udyog Yojna	Number of Scripts	0	0	60
		Value of Scripts (Rs. Crore)	0.00	0.00	1.92
		FOB value of Exports (Rs. Crore)	0.00	0.00	43.97
	Served From India Scheme	Number of Scripts	0	0	4
		Value of Scripts (Rs. Crore)	0.00	0.00	3.09
	Status Holder Incentive Scheme	Number of Scripts	0	0	0
		Value of Scripts (Rs. Crore)	0.00	0.00	0.00
	Incremental Export Incentivisation Scheme	Number of Scripts	1	0	28
		Value of Scripts (Rs. Crore)	0.06	0.00	4.73
	Merchandise Exports From India Scheme	Number of Scripts	39	150	8,904
		Value of Scripts (Rs. Crore)	3.71	88.83	1,098.84
		FOB value of Exports (Rs. Crore)	112.91	3,138.25	37,922.97
	Services Exports From India Scheme	Number of Scripts	11	1	19
		Value of Scripts (Rs. Crore)	0.50	0.04	7.06
		FOB value of Exports (Rs. Crore)	111.64	1.49	1,074.43
Total	Number of Scripts	53	153	9,416	
	Value of Scripts (Rs. Crore)	4.30	89.19	1,138.83	
	FOB value of Exports (Rs. Crore)	226.26	3,148.78	39,933.12	
Duty Neutralisation Scheme	Number of Scripts	0	0	0	
	Value of Scripts (Rs. Crore)	0.00	0.00	0.00	
	DEPB-Post Exports	0.00	0.00	0.00	
Duty Remission Schemes	Advance Authorization	Number of Authorization	0	33	506
		CIF value of imports (Rs. Crore)	0.00	179.86	3,274.05
		FOB value of Exports (Rs. Crore)	0.00	433.70	4,654.24
	Duty Free Import Authorization	Number of Authorization	0	0	11
		CIF value of imports (Rs. Crore)	0.00	0.00	9.02
		FOB value of Exports (Rs. Crore)	0.00	0.00	11.37
	Total	Number of Authorization	0	33	517
		CIF value of imports (Rs. Crore)	0.00	179.86	3,283.07
		FOB value of Exports (Rs. Crore)	0.00	433.70	4,665.61
Export Promotion Capital Goods	Number of Authorization	9	67	491	
	Duty saved Amount (Rs. Crore)	2.88	30.75	254.45	
	FOB value of Exports (Rs. Crore)	18.53	183.60	1,236.56	
Replenishment License (Gem & Jewellery)	Number of Authorization	0	0	0	
	CIF value of imports (Rs. Crore)	0.00	0.00	0.00	
	FOB value of Exports (Rs. Crore)	0.00	0.00	0.00	
A	Import License for Restricted Items	Number of Authorization	2	3	19
		CIF value of imports (Rs. Crore)	7.44	0.03	257.85
B	Export License for Restricted Items	Number of Authorization	22	0	37
		FOB value of Exports (Rs. Crore)	178.69	0.00	206.15

Table 5: Scheme-wise Authorisations/Scripts and FOB/CIF values: Southern Zone RAs (April-November 2017)

Regional Authorities		Chennai	Bangalore	Hyderabad	Cochin	
Reward / Incentive Schemes	Focus Market Scheme	Number of Scripts	85	44	73	4
		Value of Scripts (Rs. Crore)	10.46	2.48	8.03	0.06
		FOB value of Exports (Rs. Crore)	298.84	77.79	271.99	1.92
	Focus Product Scheme	Number of Scripts	239	258	101	60
		Value of Scripts (Rs. Crore)	10.39	13.98	17.08	1.27
		FOB value of Exports (Rs. Crore)	456.77	566.17	823.30	39.00
	Vishesh Krishi & Gram Udyog Yojna	Number of Scripts	23	19	7	42
		Value of Scripts (Rs. Crore)	0.53	0.76	0.16	1.08
		FOB value of Exports (Rs. Crore)	11.19	15.51	3.68	23.62
	Served From India Scheme	Number of Scripts	22	24	12	6
		Value of Scripts (Rs. Crore)	14.82	26.57	3.57	0.26
	Status Holder Incentive Scheme	Number of Scripts	0	1	0	0
		Value of Scripts (Rs. Crore)	0.00	0.63	0.00	0.00
	Incremental Export Incentivisation Scheme	Number of Scripts	18	10	7	15
		Value of Scripts (Rs. Crore)	3.96	3.33	2.80	1.21
	Merchandise Exports From India Scheme	Number of Scripts	7,722	5,147	2,501	3,309
		Value of Scripts (Rs. Crore)	1,175.22	565.26	462.99	324.70
		FOB value of Exports (Rs. Crore)	46,245.87	22,599.29	16,171.08	8,596.25
	Services Exports From India Scheme	Number of Scripts	140	53	83	10
		Value of Scripts (Rs. Crore)	122.98	33.87	45.66	8.75
		FOB value of Exports (Rs. Crore)	33,169.75	2,357.26	14,985.96	183.48
Total	Number of Scripts	8,249	5,556	2,784	3,446	
	Value of Scripts (Rs. Crore)	1,338.36	646.88	540.29	337.33	
	FOB value of Exports (Rs. Crore)	80,182.42	25,616.02	32,256.01	8,844.27	
Duty Neutralisation Scheme DEPB-Post Exports	Number of Scripts	1	0	1	0	
	Value of Scripts (Rs. Crore)	0.01	0.00	0.29	0.00	
	FOB value of Exports (Rs. Crore)	0.18	0.00	15.11	0.00	
Duty Remission Scheme	Advance Authorization	Number of Authorization	763	1,050	748	96
		CIF value of imports (Rs. Crore)	4,272.81	14,953.88	6,968.52	562.58
		FOB value of Exports (Rs. Crore)	7,225.44	17,616.76	10,577.42	683.70
	Duty Free Import Authorization	Number of Authorization	8	24	30	0
		CIF value of imports (Rs. Crore)	17.49	47.70	218.05	0.00
		FOB value of Exports (Rs. Crore)	24.67	75.90	261.78	0.00
	Total	Number of Authorization	771	1,074	778	96
		CIF value of imports (Rs. Crore)	4,290.30	15,001.58	7,186.57	562.58
		FOB value of Exports (Rs. Crore)	7,250.11	17,692.66	10,839.20	683.70
	Export Promotion Capital Goods	Number of Authorization	475	702	375	125
		Duty saved Amount (Rs. Crore)	352.42	324.63	255.41	31.52
		FOB value of Exports (Rs. Crore)	2,116.85	1,974.61	1,547.64	188.89
Replenishment License (Gem & Jewellery)	Number of Authorization	1	0	0	0	
	CIF value of imports (Rs. Crore)	3.54	0.00	0.00	0.00	
	FOB value of Exports (Rs. Crore)	354.61	0.00	0.00	0.00	
A	Import License for Restricted Items	Number of Authorization	80	37	27	5
		CIF value of imports (Rs. Crore)	1,484.46	4,350.44	38.54	46.96
B	Export License for Restricted Items	Number of Authorization	22	25	41	0
		FOB value of Exports (Rs. Crore)	41.74	125.76	319.29	0.00

Table 5 (contd.): Scheme-wise Authorisations/Scripts and FOB/CIF values: Southern Zone RAs (April-November 2017)

Regional Authorities		Pondicherry	V'patnam	Coimbatore	Madurai	
Reward / Incentive Schemes	Focus Market Scheme	Number of Scripts	0	1	7	4
		Value of Scripts (Rs. Crore)	0.00	0.04	0.08	0.03
		FOB value of Exports (Rs. Crore)	0.00	1.36	2.91	1.00
	Focus Product Scheme	Number of Scripts	2	1	145	57
		Value of Scripts (Rs. Crore)	0.09	0.00	2.96	0.90
		FOB value of Exports (Rs. Crore)	5.45	0.25	149.30	39.05
	Vishesh Krishi & Gram Udyog Yojna	Number of Scripts	0	0	6	25
		Value of Scripts (Rs. Crore)	0.00	0.00	0.12	0.42
		FOB value of Exports (Rs. Crore)	0.00	0.00	2.66	9.29
	Served From India Scheme	Number of Scripts	0	2	0	2
		Value of Scripts (Rs. Crore)	0.00	0.22	0.00	3.88
	Status Holder Incentive Scheme	Number of Scripts	0	1	0	0
		Value of Scripts (Rs. Crore)	0.00	5.10	0.00	0.00
	Incremental Export Incentivisation Scheme	Number of Scripts	1	0	60	4
		Value of Scripts (Rs. Crore)	0.11	0.00	6.17	0.71
	Merchandise Exports From India Scheme	Number of Scripts	103	894	8,445	1,921
		Value of Scripts (Rs. Crore)	9.12	423.89	482.26	128.29
		FOB value of Exports (Rs. Crore)	342.52	9,500.39	21,302.53	4,414.12
	Services Exports From India Scheme	Number of Scripts	0	16	10	3
		Value of Scripts (Rs. Crore)	0.00	24.49	3.50	1.25
		FOB value of Exports (Rs. Crore)	0.00	1,681.65	214.41	25.47
Total	Number of Scripts	106	915	8,673	2,016	
	Value of Scripts (Rs. Crore)	9.32	453.74	495.09	134.77	
	FOB value of Exports(Rs.Crore)	347.97	11,183.65	21,671.81	4,488.93	
Duty Neutralisation Scheme DEPB-Post Exports	Number of Scripts	0	0	0	0	
	Value of Scripts (Rs. Crore)	0.00	0.00	0.00	0.00	
	FOB value of Exports (Rs. Crore)	0.00	0.00	0.00	0.00	
Duty Remission Schemes	Advance Authorization	Number of Authorization	123	32	176	92
		CIF value of imports (Rs. Crore)	291.06	160.01	323.06	1,394.14
		FOB value of Exports (Rs. Crore)	360.93	222.14	626.93	1,656.30
	Duty Free Import Authorization	Number of Authorization	0	0	5	0
		CIF value of imports (Rs. Crore)	0.00	0.00	21.52	0.00
		FOB value of Exports (Rs. Crore)	0.00	0.00	27.17	0.00
	Total	Number of Authorization	123	32	181	92
		CIF value of imports (Rs. Crore)	291.06	160.01	344.58	1,394.14
		FOB value of Exports(Rs.Crore)	360.93	222.14	654.10	1,656.30
	Export Promotion Capital Goods	Number of Authorization	10	145	764	169
		Duty saved Amount (Rs. Crore)	2.00	71.90	256.15	119.69
		FOB value of Exports (Rs. Crore)	11.99	424.22	1,591.08	717.96
Replenishment License (Gem & Jewellery)	Number of Authorization	0	0	0	0	
	CIF value of imports (Rs. Crore)	0.00	0.00	0.00	0.00	
	FOB value of Exports (Rs. Crore)	0.00	0.00	0.00	0.00	
A Import License for Restricted Items	Number of Authorization	1	6	4	0	
	CIF value of imports (Rs. Crore)	0.20	93.94	6.79	0.00	
B Export License for Restricted Items	Number of Authorization	0	0	4	2	
	FOB value of Exports (Rs. Crore)	0.00	0.00	4.57	3.10	

Table 5 (contd.): Scheme-wise Authorisations/Scripts and FOB/CIF values: Southern Zone RAs (April-November 2017)

Regional Authorities		Trivandrum	Belagavi	Vijayawada	Southern Zone Total	
Reward / Incentive Schemes	Focus Market Scheme	Number of Scripts	0	0	0	218
		Value of Scripts (Rs. Crore)	0.00	0.00	0.00	21.18
		FOB value of Exports (Rs. Crore)	0.00	0.00	0.00	655.81
	Focus Product Scheme	Number of Scripts	32	0	1	896
		Value of Scripts (Rs. Crore)	0.08	0.00	0.07	46.82
		FOB value of Exports (Rs. Crore)	4.75	0.00	4.37	2,088.41
	Vishesh Krishi & Gram Udyog Yojna	Number of Scripts	34	1	0	157
		Value of Scripts (Rs. Crore)	0.19	0.00	0.00	3.26
		FOB value of Exports (Rs. Crore)	4.28	0.21	0.00	70.44
	Served From India Scheme	Number of Scripts	7	0	0	75
		Value of Scripts (Rs. Crore)	1.12	0.00	0.00	50.44
	Status Holder Incentive Scheme	Number of Scripts	0	0	0	2
		Value of Scripts (Rs. Crore)	0.00	0.00	0.00	5.72
	Incremental Export Incentivisation Scheme	Number of Scripts	0	0	0	115
		Value of Scripts (Rs. Crore)	0.00	0.00	0.00	18.29
	Merchandise Exports From India Scheme	Number of Scripts	994	53	278	31,367
		Value of Scripts (Rs. Crore)	97.32	4.06	36.78	3,709.89
		FOB value of Exports (Rs. Crore)	3,054.07	126.37	933.43	1,33,285.92
	Services Exports From India Scheme	Number of Scripts	13	0	0	328
		Value of Scripts (Rs. Crore)	5.17	0.00	0.00	245.67
		FOB value of Exports (Rs. Crore)	145.39	0.00	0.00	52,763.37
Total	Number of Scripts	1,080	54	279	33,158	
	Value of Scripts (Rs. Crore)	103.88	4.06	36.85	4,100.56	
	FOB value of Exports(Rs. Crore)	3,208.49	126.58	937.80	1,88,863.95	
Duty Neutralisation Scheme DEPB-Post Exports	Number of Scripts	0	0	0	2	
	Value of Scripts (Rs. Crore)	0.00	0.00	0.00	0.30	
	FOB value of Exports (Rs. Crore)	0.00	0.00	0.00	15.29	
Duty Remission Scheme	Advance Authorization	Number of Authorization	215	9	4	3,308
		CIF value of imports (Rs. Crore)	1,895.44	1,867.43	3.67	32,692.60
		FOB value of Exports (Rs. Crore)	2,295.09	2,147.61	19.41	43,431.73
	Duty Free Import Authorization	Number of Authorization	5	0	0	72
		CIF value of imports (Rs. Crore)	5.43	0.00	0.00	310.19
		FOB value of Exports (Rs. Crore)	6.55	0.00	0.00	396.07
	Total	Number of Authorization	220	9	4	3,380
		CIF value of imports (Rs. Crore)	1,900.87	1,867.43	3.67	33,002.79
		FOB value of Exports(Rs. Crore)	2,301.64	2,147.61	19.41	43,827.80
Export Promotion Capital Goods	Number of Authorization	20	7	44	2,836	
	Duty saved Amount (Rs. Crore)	3.28	9.28	11.76	1,438.04	
	FOB value of Exports (Rs. Crore)	19.67	55.69	69.03	8,717.62	
Replenishment License (Gem & Jewellery)	Number of Authorization	0	0	0	1	
	CIF value of imports (Rs. Crore)	0.00	0.00	0.00	3.54	
	FOB value of Exports (Rs. Crore)	0.00	0.00	0.00	354.61	
A Import License for Restricted Items	Number of Authorization	3	0	1	164	
	CIF value of imports (Rs. Crore)	0.68	0.00	3.60	6,025.61	
B Export License for Restricted Items	Number of Authorization	0	0	0	94	
	FOB value of Exports (Rs. Crore)	0.00	0.00	0.00	494.46	

Table 6: Scheme-wise Authorisations/Scripts and FOB/CIF values: Northern Zone RAs (April-November 2017)

Regional Authorities		New Delhi	Kanpur	Amritsar	Jaipur	
Reward / Incentive Schemes	Focus Market Scheme	Number of Scripts	272	7	2	9
		Value of Scripts (Rs. Crore)	16.06	0.42	0.02	0.15
		FOB value of Exports (Rs. Crore)	476.81	11.83	0.54	4.62
	Focus Product Scheme	Number of Scripts	1,077	128	38	147
		Value of Scripts (Rs. Crore)	58.89	4.23	1.15	4.74
		FOB value of Exports (Rs. Crore)	2,202.06	113.73	54.12	150.18
	Vishesh Krishi & Gram Udyog Yojna	Number of Scripts	35	4	2	4
		Value of Scripts (Rs. Crore)	1.28	0.29	0.00	0.10
		FOB value of Exports (Rs. Crore)	27.70	5.84	0.13	2.30
	Served From India Scheme	Number of Scripts	345	0	1	3
		Value of Scripts (Rs. Crore)	86.25	0.00	0.05	0.22
	Status Holder Incentive Scheme	Number of Scripts	8	0	0	0
		Value of Scripts (Rs. Crore)	3.03	0.00	0.00	0.00
	Incremental Export Incentivisation Scheme	Number of Scripts	66	6	2	23
		Value of Scripts (Rs. Crore)	14.31	0.47	0.03	1.97
	Merchandise Exports From India Scheme	Number of Scripts	19,932	2,765	352	2,777
		Value of Scripts (Rs. Crore)	1,917.70	240.17	23.85	230.91
		FOB value of Exports (Rs. Crore)	82,750.00	8,467.63	820.75	7,170.77
	Services Exports From India Scheme	Number of Scripts	1,086	1	0	25
		Value of Scripts (Rs. Crore)	505.32	0.19	0.00	3.73
		FOB value of Exports (Rs. Crore)	4,09,189.63	6.54	0.00	133.42
Total	Number of Scripts	22,821	2,911	397	2,988	
	Value of Scripts (Rs. Crore)	2,602.84	245.77	25.10	241.82	
	FOB value of Exports (Rs. Crore)	4,94,646.20	8,605.57	875.54	7,461.29	
Duty Neutralisation Scheme DEPB-Post Exports	Number of Scripts	1	0	0	0	
	Value of Scripts (Rs. Crore)	0.10	0.00	0.00	0.00	
	FOB value of Exports (Rs. Crore)	1.48	0.00	0.00	0.00	
Duty Remission Schemes	Advance Authorization	Number of Authorization	2,139	154	34	196
		CIF value of imports (Rs. Crore)	20,440.73	396.82	37.03	983.05
		FOB value of Exports (Rs. Crore)	26,686.59	575.33	44.89	1,400.10
	Duty Free Import Authorization	Number of Authorization	37	0	5	0
		CIF value of imports (Rs. Crore)	784.78	0.00	6.96	0.00
		FOB value of Exports (Rs. Crore)	1,012.02	0.00	45.50	0.00
	Total	Number of Authorization	2,176	154	39	196
		CIF value of imports (Rs. Crore)	21,225.51	396.82	43.99	983.05
		FOB value of Exports (Rs. Crore)	27,698.61	575.33	90.39	1,400.10
Export Promotion Capital Goods	Number of Authorization	1,317	296	45	287	
	Duty saved Amount (Rs. Crore)	992.12	95.62	8.25	659.34	
	FOB value of Exports (Rs. Crore)	5,912.11	558.94	49.49	3,997.46	
Replenishment License (Gem & Jewellery)	Number of Authorization	12	0	0	16	
	CIF value of imports (Rs. Crore)	9.09	0.00	0.00	26.74	
	FOB value of Exports (Rs. Crore)	172.67	0.00	0.00	58.08	
A Import License for Restricted Items	Number of Authorization	119	13	0	7	
	CIF value of imports (Rs. Crore)	52,682.99	3.84	0.00	116.45	
B Export License for Restricted Items	Number of Authorization	26	0	0	0	
	FOB value of Exports (Rs. Crore)	381.60	0.00	0.00	0.00	

Table 6 (contd.): Scheme-wise Authorisations/Scripts and FOB/CIF values: Northern Zone RAs (April-November 2017)

Regional Authorities		Varanasi	Jammu	Chandigarh	Moradabad	
Reward / Incentive Schemes	Focus Market Scheme	Number of Scripts	3	0	11	1
		Value of Scripts (Rs. Crore)	0.02	0.00	0.47	0.02
		FOB value of Exports (Rs. Crore)	0.89	0.00	13.95	0.54
	Focus Product Scheme	Number of Scripts	131	0	41	108
		Value of Scripts (Rs. Crore)	3.16	0.00	4.84	3.56
		FOB value of Exports (Rs. Crore)	52.69	0.00	248.41	57.67
	Vishesh Krishi & Gram Udyog Yojna	Number of Scripts	0	1	2	0
		Value of Scripts (Rs. Crore)	0.00	0.00	0.01	0.00
		FOB value of Exports (Rs. Crore)	0.00	0.14	0.43	0.00
	Served From India Scheme	Number of Scripts	0	0	0	0
		Value of Scripts (Rs. Crore)	0.00	0.00	0.00	0.00
	Status Holder Incentive Scheme	Number of Scripts	0	0	0	1
		Value of Scripts (Rs. Crore)	0.00	0.00	0.00	0.32
	Incremental Export Incentivisation Scheme	Number of Scripts	0	0	9	2
		Value of Scripts (Rs. Crore)	0.00	0.00	0.63	0.03
	Merchandise Exports From India Scheme	Number of Scripts	1,506	36	588	2,327
		Value of Scripts (Rs. Crore)	99.08	2.41	63.47	166.33
		FOB value of Exports (Rs. Crore)	2,033.99	52.67	2,233.28	4,263.00
	Services Exports From India Scheme	Number of Scripts	0	0	1	1
		Value of Scripts (Rs. Crore)	0.00	0.00	0.06	0.03
		FOB value of Exports (Rs. Crore)	0.00	0.00	1.45	1.07
Total	Number of Scripts	1,640	37	652	2,440	
	Value of Scripts (Rs. Crore)	102.26	2.41	69.48	170.29	
	FOB value of Exports(Rs. Crore)	2,087.57	52.81	2,497.52	4,322.28	
Duty Neutralisation Scheme DEPB-Post Exports	Number of Scripts	1	0	0	0	
	Value of Scripts (Rs. Crore)	0.08	0.00	0.00	0.00	
	FOB value of Exports (Rs. Crore)	1.21	0.00	0.00	0.00	
Duty Remission Scheme	Advance Authorization	Number of Authorization	14	3	124	27
		CIF value of imports (Rs. Crore)	30.52	41.64	1,177.06	52.15
		FOB value of Exports (Rs. Crore)	39.42	48.04	1,436.70	61.19
	Duty Free Import Authorization	Number of Authorization	0	0	0	0
		CIF value of imports (Rs. Crore)	0.00	0.00	0.00	0.00
		FOB value of Exports (Rs. Crore)	0.00	0.00	0.00	0.00
	Total	Number of Authorization	14	3	124	27
		CIF value of imports(Rs. Crore)	30.52	41.64	1,177.06	52.15
		FOB value of Exports(Rs. Crore)	39.42	48.04	1,436.70	61.19
Export Promotion Capital Goods	Number of Authorization	12	2	103	30	
	Duty saved Amount (Rs. Crore)	1.58	0.31	33.89	6.17	
	FOB value of Exports (Rs. Crore)	12.37	0.47	198.91	37.01	
Replenishment License (Gem & Jewellery)	Number of Authorization	0	0	0	0	
	CIF value of imports (Rs. Crore)	0.00	0.00	0.00	0.00	
	FOB value of Exports (Rs. Crore)	0.00	0.00	0.00	0.00	
A Import License for Restricted Items	Number of Authorization	0	0	6	2	
	CIF value of imports (Rs. Crore)	0.00	0.00	1.14	4.36	
B Export License for Restricted Items	Number of Authorization	1	0	2	0	
	FOB value of Exports (Rs. Crore)	0.09	0.00	11.66	0.00	

Table 6 (contd.): Scheme-wise Authorisations/Scripts and FOB/CIF values: Northern Zone RAs (April-November 2017)

Regional Authorities		Ludhiana	Panipat	Dehradun	Srinagar	Northern Zone Total	
Reward / Incentive Schemes	Focus Market Scheme	Number of Scripts	25	14	0	0	344
		Value of Scripts (Rs. Crore)	0.64	0.24	0.00	0.00	18.04
		FOB value of Exports (Rs. Crore)	20.15	6.93	0.00	0.00	536.26
	Focus Product Scheme	Number of Scripts	171	111	8	42	2,002
		Value of Scripts (Rs. Crore)	5.16	5.98	0.17	1.60	93.48
		FOB value of Exports (Rs. Crore)	133.12	262.13	2.90	27.05	3,304.06
	Vishesh Krishi & Gram Udyog Yojna	Number of Scripts	2	1	0	1	52
		Value of Scripts (Rs. Crore)	0.17	0.01	0.00	0.11	1.97
		FOB value of Exports (Rs. Crore)	3.76	0.31	0.00	2.27	42.88
	Served From India Scheme	Number of Scripts	1	0	0	0	350
		Value of Scripts (Rs. Crore)	0.30	0.00	0.00	0.00	86.82
	Status Holder Incentive Scheme	Number of Scripts	1	0	0	0	10
		Value of Scripts (Rs. Crore)	1.35	0.00	0.00	0.00	4.71
	Incremental Export Incentivisation Scheme	Number of Scripts	8	7	0	2	125
		Value of Scripts (Rs. Crore)	1.95	6.54	0.00	0.00	25.93
	Merchandise Exports From India Scheme	Number of Scripts	4,777	2,162	179	318	37,719
		Value of Scripts (Rs. Crore)	277.15	242.16	10.29	11.08	3,284.60
		FOB value of Exports (Rs. Crore)	10,711.75	8,214.93	285.38	255.83	1,27,259.98
	Services Exports From India Scheme	Number of Scripts	0	8	1	1	1,124
		Value of Scripts (Rs. Crore)	0.00	1.08	0.22	0.09	510.72
FOB value of Exports (Rs. Crore)		0.00	117.84	4.48	3.10	4,09,457.53	
Total	Number of Scripts	4,985	2,303	188	364	41,726	
	Value of Scripts (Rs. Crore)	286.72	256.01	10.68	12.88	4,026.27	
	FOB value of Exports(Rs.Crore)	10,868.78	8,602.14	292.76	288.25	5,40,600.71	
Duty Neutralisation Scheme DEPB-Post Exports	Number of Scripts	2	0	0	0	4	
	Value of Scripts (Rs. Crore)	0.09	0.00	0.00	0.00	0.27	
	FOB value of Exports (Rs. Crore)	1.42	0.00	0.00	0.00	4.11	
Duty Remission Scheme	Advance Authorization	Number of Authorization	123	26	55	1	2,896
		CIF value of imports (Rs. Crore)	414.26	207.91	9.83	1.95	23,792.95
		FOB value of Exports (Rs. Crore)	498.52	408.77	16.62	2.26	31,218.43
	Duty Free Import Authorization	Number of Authorization	29	0	0	0	71
		CIF value of imports (Rs. Crore)	123.11	0.00	0.00	0.00	914.85
		FOB value of Exports (Rs. Crore)	212.99	0.00	0.00	0.00	1,270.51
	Total	Number of Authorization	152	26	55	1	2,967
		CIF value of imports(Rs. Crore)	537.37	207.91	9.83	1.95	24,707.80
		FOB value of Exports(Rs.Crore)	711.51	408.77	16.62	2.26	32,488.94
Export Promotion Capital Goods	Number of Authorization	335	174	25	4	2,630	
	Duty saved Amount (Rs. Crore)	121.77	62.40	5.00	0.22	1,986.66	
	FOB value of Exports (Rs. Crore)	715.71	373.24	29.33	0.33	11,885.38	
Replenishment License (Gem & Jewellery)	Number of Authorization	0	0	0	0	28	
	CIF value of imports (Rs. Crore)	0.00	0.00	0.00	0.00	35.83	
	FOB value of Exports (Rs. Crore)	0.00	0.00	0.00	0.00	230.75	
A Import License for Restricted Items	Number of Authorization	4	3	1	1	156	
	CIF value of imports (Rs. Crore)	7.57	5.36	1,055.50	0.08	53,877.29	
B Export License for Restricted Items	Number of Authorization	1	0	0	0	30	
	FOB value of Exports (Rs. Crore)	0.54	0.00	0.00	0.00	393.89	

Table 7: Scheme-wise Authorisations/Scripts and FOB/CIF values: Others (April-November 2017)

Reward / Incentive Schemes	Focus Market Scheme	Number of Scripts	17
		Value of Scripts (Rs. Crore)	0.75
		FOB value of Exports (Rs. Crore)	22.78
	Focus Product Scheme	Number of Scripts	59
		Value of Scripts (Rs. Crore)	3.45
		FOB value of Exports (Rs. Crore)	196.04
	Vishesh Krishi & Gram Udyog Yojna	Number of Scripts	0
		Value of Scripts (Rs. Crore)	0.00
		FOB value of Exports (Rs. Crore)	0.00
	Served From India Scheme	Number of Scripts	0
		Value of Scripts (Rs. Crore)	0.00
	Status Holder Incentive Scheme	Number of Scripts	1
		Value of Scripts (Rs. Crore)	0.39
	Incremental Export Incentivisation Scheme	Number of Scripts	0
		Value of Scripts (Rs. Crore)	0.00
Merchandise Exports From India Scheme	Number of Scripts	8,841	
	Value of Scripts (Rs. Crore)	1,874.46	
	FOB value of Exports (Rs. Crore)	71,645.00	
Services Exports From India Scheme	Number of Scripts	508	
	Value of Scripts (Rs. Crore)	376.10	
	FOB value of Exports (Rs. Crore)	2,60,709.11	
Total	Number of Scripts	9,426	
	Value of Scripts (Rs. Crore)	2,255.15	
	FOB value of Exports (Rs. Crore)	3,32,572.93	
Duty Neutralisation Scheme DEPB-Post Exports	Number of Scripts	0	
	Value of Scripts (Rs. Crore)	0.00	
	FOB value of Exports (Rs. Crore)	0.00	
Duty Remission Scheme	Advance Authorization	Number of Authorization	11
		CIF value of imports (Rs. Crore)	39.51
		FOB value of Exports (Rs. Crore)	51.64
	Duty Free Import Authorization (DFIA)	Number of Authorization	0
		CIF value of imports (Rs. Crore)	0.00
		FOB value of Exports (Rs. Crore)	0.00
	Total	Number of Authorization	11
		CIF value of imports (Rs. Crore)	39.51
		FOB value of Exports (Rs. Crore)	51.64
Export Promotion Capital Goods	Number of Authorization	4	
	Duty saved Amount (Rs. Crore)	2.71	
	FOB value of Exports (Rs. Crore)	16.27	
Replenishment License (Gem & Jewellery)	Number of Authorization	0	
	CIF value of imports (Rs. Crore)	0.00	
	FOB value of Exports (Rs. Crore)	0.00	
A Import License for Restricted Items	Number of Authorization	4	
	CIF value of imports (Rs. Crore)	9.97	
B Export License for Restricted Items	Number of Authorization	0	
	FOB value of Exports (Rs. Crore)	0.00	

Table 8: Monitoring of Export Obligation under Advance Authorisation Scheme (April-November 2017)

S. No.	Regional Authorities	Authorisation issued (Net)			EO Fulfilled		Unredeemed	
		No.	CIF (Rs. Crore)	EO (Rs. Crore)	No.	EO (Rs. Crore)	No.	EO (Rs. Crore)
1	Ahmedabad	782	5340.67	7338.48	1	0.16	781	7338.32
2	Amritsar	34	37.02	44.87	0	0.00	34	44.87
3	Bangalore	1049	15008.67	17601.66	3	5.08	1046	17596.58
4	Bhopal	182	1429.23	2015.81	5	8.71	177	2007.10
5	Chandigarh	124	1177.21	3078.89	0	0.00	124	3078.89
6	Chennai	767	4265.13	7353.28	1	0.55	766	7352.73
7	Cochin	95	562.00	682.00	0	1.00	95	681.00
8	Coimbatore	182	346.19	656.88	1	1.86	181	655.02
9	Cuttack	33	179.85	435.00	0	0.00	33	435.00
10	Dehradun	53	9.81	17.08	0	0.00	53	17.08
11	Goa	60	78.15	148.32	0	0.00	60	148.32
12	Guwahati	0	0.00	0.00	0	0.00	0	0.00
13	Hyderabad	748	6930.45	10577.41	0	0.00	748	10577.41
14	Jaipur	197	1004.18	1439.39	4	41.67	193	1397.73
15	Jammu	2	38.00	44.00	0	0.00	2	44.00
16	Kanpur	89	153.90	199.15	4	5.68	85	193.47
17	Kolkata	0	0.00	0.00	0	0.00	0	0.00
18	Ludhiana	121	409.46	489.02	0	0.00	121	489.02
19	Madurai	79	380.76	548.92	0	0.00	79	548.92
20	Moradabad	0	0.00	0.00	0	0.00	0	0.00
21	Mumbai	4538	45081.43	93090.60	13	11.28	4525	93079.32
22	Nagpur	32	67.52	85.70	0	0.00	32	85.70
23	New Delhi	2135	20326.52	26642.00	9	73.00	2126	26569.00
24	Panipat	21	199.47	397.41	0	0.00	21	397.41
25	Patna	0	0.00	0.00	0	0.00	0	0.00
26	Pondicherry	117	286.22	356.03	0	0.00	117	356.03
27	Pune	203	2420.88	4356.30	0	0.00	203	4356.30
28	Raipur	19	10.02	12.12	0	0.00	19	12.12
29	Rajkot	0	0.00	0.00	0	0.00	0	0.00
30	Shillong	0	0.00	0.00	0	0.00	0	0.00
31	Srinagar	1	0.00	2.27	0	0.00	1	2.27
32	Surat	173	957.76	1290.80	0	0.00	173	1290.80
33	Trivandrum	214	1871.39	2239.40	0	0.00	214	2239.40
34	Vadodara	562	9877.91	12147.75	0	0.00	562	12147.75
35	Varanasi	33	40.51	49.88	0	0.00	33	49.88
36	V'patnam	0	0.00	0.00	0	0.00	0	0.00
Total		12645	118490.31	193340.42	41	148.99	12604	193191.43

Note: (i) Net Authorisations: Authorisations issued-Surrendered/Cancelled

(ii) Unredeemed includes the cases where the files sent to ECA of DGFT

Table 9: Monitoring of Export Obligation under Advance Authorisation Scheme issued upto March, 2017 (Status of Fulfilment as on November, 2017)

S. No.	Regional Authorities	Authorisation issued (Net)			EO Fulfilled		Unredeemed	
		No.	CIF (Rs. Crore)	EO (Rs. Crore)	No.	EO (Rs. Crore)	No.	EO (Rs. Crore)
1	Ahmedabad	39727	56469.80	77513.78	33509	54172.88	6218	23340.90
2	Amritsar	1359	644.55	1361.40	1289	911.35	70	450.05
3	Bangalore	46100	126567.03	169076.22	41667	107225.32	4433	61850.90
4	Bhopal	7775	21416.03	41342.57	6837	28457.61	938	12884.96
5	Chandigarh	5034	18840.06	22139.36	4342	14888.23	692	7251.13
6	Chennai	26008	101646.18	184737.85	21569	111920.49	4439	72817.36
7	Cochin	9781	21935.00	28986.00	9276	35570.00	505	-6584.00
8	Coimbatore	8588	10446.84	15813.39	7518	11324.63	1070	4488.76
9	Cuttack	566	2964.59	5022.38	486	3711.34	80	1311.04
10	Dehradun	739	9927.93	18799.74	577	13609.70	162	5190.04
11	Goa	1258	2298.91	3276.11	737	1812.05	521	1464.06
12	Guwahati	345	300.71	537.47	314	511.46	31	26.01
13	Hyderabad	29602	108725.18	151912.81	23962	81443.35	5640	70469.46
14	Jaipur	5808	9434.47	13586.95	5345	10689.65	463	2897.30
15	Jammu	54	105.97	114.26	39	27.02	15	87.24
16	Kanpur	3800	6609.44	9433.66	3372	8068.62	428	1365.04
17	Kolkata	29015	114035.08	116012.69	27105	94034.36	1910	21978.33
18	Ludhiana	10599	13588.43	18490.15	9750	14643.09	849	3847.06
19	Madurai	7340	75246.78	86024.92	6835	21275.95	505	64748.97
20	Moradabad	316	995.90	2027.54	211	344.43	105	1683.11
21	Mumbai	122998	1134782.57	1568376.35	106360	1207878.31	16638	360498.04
22	Nagpur	446	9604.43	11441.55	202	2173.53	244	9268.02
23	New Delhi	58206	186842.00	255146.00	50542	174873.00	7664	80273.00
24	Panipat	1466	5077.17	7997.04	1104	5654.39	362	2342.65
25	Patna	685	295.46	426.10	664	401.51	21	24.59
26	Pondicherry	1645	2642.61	3301.19	1243	2456.28	402	844.91
27	Pune	17495	40335.17	72311.84	15718	45383.87	1777	26927.97
28	Raipur	84	51.75	201.26	59	109.45	25	91.81
29	Rajkot	4834	5181.12	7662.63	4393	6273.59	441	1389.04
30	Shillong	0	0.00	0.00	0	0.00	0	0.00
31	Srinagar	2	4.67	6.03	0	0.00	2	6.03
32	Surat	3595	8872.30	13124.98	2851	7294.80	744	5830.18
33	Trivandrum	941	4499.47	5796.62	508	1955.40	433	3841.22
34	Vadodara	18747	170900.41	203529.28	15923	105899.35	2824	97629.93
35	Varanasi	1662	542.02	1146.52	1556	1002.32	106	144.20
36	Vishakhapatnam	1160	13834.47	14983.10	1035	14268.42	125	714.68
Total		467780	2285664.50	3131659.75	406898	2190265.75	60882	941394.00

Note: (i) Net Authorisations: Authorisations issued-Surrendered/Cancelled

(ii) Unredeemed includes the cases where the files sent to ECA of DGFT

Table 10: Monitoring of Export Obligation under EPCG Scheme (April-November 2017)

S. No.	Regional Authorities	Authorisations issued				EO fulfilled			Un-redeemed		
		No.	CIF/ duty saved amount (Rs. Crore)	EO Refixed /Fixed		No.	EO Refixed /Fixed		No.	EO Refixed /Fixed	
				Avg (Rs. Crore)	Addl Spec (Rs. Crore)		Avg (Rs. Crore)	Addl Spec (Rs. Crore)		Avg (Rs. Crore)	Addl Spec (Rs. Crore)
1	Ahmedabad	512	497.71	57626.59	2943.01	0	0.00	0.00	512	57626.59	2943.01
2	Amritsar	40	6.92	0.00	40.71	0	0.00	0.00	40	0.00	40.71
3	Bangalore	121	3.19	463.82	8.78	16	84.00	5.83	105	379.82	2.95
4	Bhopal	145	44.28	5266.06	283.26	0	0.00	0.00	145	5266.06	283.26
5	Chandigarh	0	0.00	0.00	0.00	0	0.00	0.00	0	0.00	0.00
6	Chennai	0	0.00	0.00	0.00	0	0.00	0.00	0	0.00	0.00
7	Cochin	109	27.23	3742.12	166.00	1	0.00	0.70	108	3742.12	165.30
8	Coimbatore	764	256.08	46528.26	1594.87	10	2.87	12.75	754	46525.39	1582.12
9	Cuttack	67	30.71	0.00	182.81	0	0.00	0.00	67	0.00	182.81
10	Dehradun	23	5.09	24.93	0.00	0	0.00	0.00	23	24.93	0.00
11	Goa	24	5.39	959.73	0.00	0	0.00	0.00	24	959.73	0.00
12	Guwahati	0	0.00	0.00	0.00	0	0.00	0.00	0	0.00	0.00
13	Hyderabad	375	260.29	30804.24	1547.64	2	0.00	1.68	373	30804.24	1545.96
14	Jaipur	291	670.35	5585.40	3997.78	0	0.00	0.00	291	5585.40	3997.78
15	Jammu	2	0.31	0.00	0.47	0	0.00	0.00	2	0.00	0.47
16	Kanpur	218	81.61	479.73	0.00	0	0.00	0.00	218	479.73	0.00
17	Kolkata	0	0.00	0.00	0.00	0	0.00	0.00	0	0.00	0.00
18	Ludhiana	349	593.30	3476.84	3559.81	6	120.76	3.16	343	3356.08	3556.65
19	Madurai	179	110.75	8037.39	669.23	9	0.00	178.68	170	8037.39	490.55
20	Moradabad	0	0.00	0.00	0.00	0	0.00	0.00	0	0.00	0.00
21	Mumbai	1195	1541.63	261318.86	8956.61	5	33.74	8.86	1190	261285.12	8947.75
22	Nagpur	37	21.51	73.76	119.74	0	0.00	0.00	37	73.76	119.74
23	New Delhi	1288	969.30	0.00	5693.14	0	0.00	0.00	1288	0.00	5693.14
24	Panipat	0	0.00	0.00	0.00	0	0.00	0.00	0	0.00	0.00
25	Patna	9	3.09	0.00	18.53	0	0.00	0.00	9	0.00	18.53
26	Pondicherry	10	199.78	2756.90	1198.79	0	0.00	0.00	10	2756.90	1198.79
27	Pune	206	161.03	45713.21	976.52	11	212.45	91.33	195	45500.76	885.19
28	Raipur	10	5.20	39.22	31.16	0	0.00	0.00	10	39.22	31.16
29	Rajkot	0	0.00	0.00	0.00	0	0.00	0.00	0	0.00	0.00
30	Shillong	0	0.00	0.00	0.00	0	0.00	0.00	0	0.00	0.00
31	Srinagar	2	0.14	0.00	0.20	0	0.00	0.00	2	0.00	0.20
32	Surat	1551	303.88	19492.73	1873.70	0	0.00	0.00	1551	19492.73	1873.70
33	Trivandrum	20	6.36	93.37	17.25	0	20.00	0.00	20	73.37	17.25
34	Vadodara	88	132.13	2207.13	795.27	4	6.90	2.39	84	2200.23	792.88
35	Varanasi	12	2.05	25.46	14.36	0	0.00	0.00	12	25.46	14.36
36	V'patnam	0	0.00	0.00	0.00	0	0.00	0.00	0	0.00	0.00
Total		7647	5939.31	494715.74	34689.66	64	480.72	305.38	7583	494235.02	34384.28

**Table 11: Monitoring of Export Obligation under EPCG Scheme issued upto March, 2017 (Status of Fulfilment as on November 2017)
(Where EO period has not expired)**

S. No.	Regional Authorities	Authorisations issued				EO fulfilled			Un-redeemed		
		No.	CIF/ duty saved amount (Rs. Crore)	EO Refixed /Fixed		No.	EO Refixed /Fixed		No.	EO Refixed /Fixed	
				Avg (Rs. Crore)	Addl Spec (Rs. Crore)		Avg (Rs. Crore)	Addl Spec (Rs. Crore)		Avg (Rs. Crore)	Addl Spec (Rs. Crore)
1	Ahmedabad	9264	8139.70	796517.18	48996.85	4227	372530.71	45827.77	5037	423986.47	3169.08
2	Amritsar	1430	190.96	567.97	1244.30	618	103.62	470.67	812	464.35	773.62
3	Bangalore	8035	2473.29	135991.65	16022.47	2815	72372.31	15558.78	5220	63619.34	463.69
4	Bhopal	3745	1469.94	61120.24	10249.16	1556	21531.74	4549.40	2189	39588.50	5699.76
5	Chandigarh	2578	949.53	18344.57	6141.63	1293	11077.52	3030.89	1285	7267.05	3110.74
6	Chennai	9392	10405.22	2109218.25	51823.62	2343	344584.67	9615.55	7049	1764633.58	42208.07
7	Cochin	1978	1386.73	56462.50	4578.73	587	28927.15	1477.20	1391	27535.35	3101.53
8	Coimbatore	12488	3576.89	427287.60	25168.23	5174	190477.69	9833.10	7314	236809.91	15335.13
9	Cuttack	1195	1606.10	0.00	10439.44	460	0.00	2712.39	735	0.00	7727.05
10	Dehradun	534	639.74	7371.29	3212.63	174	2069.51	1297.46	360	5301.78	1915.17
11	Goa	691	405.92	257648.62	10824.19	306	62147.42	4150.30	385	195501.20	6673.89
12	Guwahati	76	48.29	0.00	138.42	27	0.00	38.30	49	0.00	100.12
13	Hyderabad	12773	22445.17	409633.67	46718.42	4959	392854.15	20904.86	7814	16779.52	25813.56
14	Jaipur	3290	3033.72	28724.84	23009.33	940	14129.29	4702.81	2350	14595.55	18306.52
15	Jammu	48	8.32	0.00	34.55	12	0.00	9.55	36	0.00	25.00
16	Kanpur	6495	1537.36	79970.96	7294.93	3479	44255.19	3625.80	3016	35715.77	3669.13
17	Kolkata	12391	14515.27	1671140.40	96751.81	5099	413863.49	35504.36	7292	1257276.91	61247.45
18	Ludhiana	12086	3433.02	19327.62	30192.29	5405	14523.30	16961.32	6681	4804.32	13230.97
19	Madurai	3155	1188.73	55760.73	8397.86	1268	16869.20	2656.92	1887	38891.53	5740.94
20	Moradabad	342	346.78	812.84	2116.37	160	294.46	551.20	182	518.38	1565.17
21	Mumbai	27062	38967.85	2998233.68	275347.56	9997	433549.50	65548.19	17065	2564684.18	209799.37
22	Nagpur	805	410.76	9185.69	2585.00	173	73.56	567.01	632	9112.13	2017.99
23	New Delhi	24084	63442.00	0.00	187245.00	10470	0.00	75385.00	13614	0.00	111860.00
24	Panipat	2494	1588.62	27208.93	10398.46	125	642.15	97.08	2369	26566.78	10301.38
25	Patna	242	76.03	0.00	560.66	73	0.00	198.69	169	0.00	361.97
26	Pondicherry	368	6122.56	72817.17	31945.52	69	19796.93	6668.63	299	53020.24	25276.89
27	Pune	5989	3261.96	397491.91	20269.33	1741	246101.97	5015.80	4248	151389.94	15253.53
28	Raipur	262	117.89	1746.69	744.35	70	163.61	89.59	192	1583.09	654.75
29	Rajkot	396	299.68	4893.38	972.21	181	1965.65	336.13	215	2927.73	636.08
30	Shillong	17	25.99	0.00	52.02	0	0.00	0.00	17	0.00	52.02
31	Srinagar	14	2.54	5.27	5.48	0	0.00	0.00	14	5.27	5.48
32	Surat	21103	25816.87	123353.13	62991.98	4814	8144.62	5260.04	16289	115208.51	57731.94
33	Trivandrum	1047	992.34	3723.04	1751.40	540	1999.09	607.26	507	1723.95	1144.14
34	Vadodara	1593	1904.37	54096.88	14120.77	620	39618.96	4747.09	973	14477.92	9373.68
35	Varanasi	720	158.62	4732.90	1491.81	145	781.37	430.87	575	3951.53	1060.94
36	V'patnam	1659	762.34	170978.97	2777.55	525	9819.70	570.16	1134	161159.27	2207.39
Total		189841	221751.09	10004368.57	1016614.33	70445	2765268.53	349000.17	119396	7239100.04	667614.16

Table 12: Monitoring of Export Obligation under EPCG Scheme (Status of Fulfilment as on November 2017) (Where EO period has expired)

S. No.	Regional Authorities	Authorisations issued				EO fulfilled			Un-redeemed		
		No.	CIF/ duty saved amount (Rs. Crore)	EO Refixed /Fixed		No.	EO Refixed /Fixed		No.	EO Refixed /Fixed	
				Avg (Rs. Crore)	Addl Spec (Rs. Crore)		Avg (Rs. Crore)	Addl Spec (Rs. Crore)		Avg (Rs. Crore)	Addl Spec (Rs. Crore)
1	Ahmedabad	402	728.68	3375.74	3901.46	344	2735.28	3314.34	0	0.00	0.00
2	Amritsar	57	18.91	0.20	82.98	57	0.20	82.98	0	0.00	0.00
3	Bangalore	8693	2909.00	227443.29	19499.52	6647	129736.28	12981.12	1652	92864.11	6052.07
4	Bhopal	335	354.65	1523.29	3354.01	296	1415.92	2725.91	11	90.55	97.22
5	Chandigarh	32	32.73	89.69	151.27	21	86.82	110.09	4	0.41	10.90
6	Chennai	8123	36009.95	267211.76	34139.72	5835	178308.99	21838.25	1920	80983.91	11583.76
7	Cochin	1564	1269.54	20382.71	3287.37	1335	18689.13	2481.64	137	708.72	516.21
8	Coimbatore	14424	5118.68	203202.28	39085.94	11714	113741.98	32106.75	2191	85960.07	5893.75
9	Cuttack	76	715.31	0.00	3957.99	66	0.00	3943.30	4	0.00	11.09
10	Dehradun	0	0.00	0.00	0.00	0	0.00	0.00	0	0.00	0.00
11	Goa	541	169.94	32714.72	1482.70	457	28275.61	1105.11	53	3282.50	363.06
12	Guwahati	14	3.68	0.00	15.33	9	0.00	12.22	2	0.00	0.88
13	Hyderabad	500	520.92	5356.39	2564.11	415	4513.82	2318.82	38	699.31	139.49
14	Jaipur	2256	1411.44	18707.96	10430.85	1759	11023.11	8787.93	299	7409.78	1338.58
15	Jammu	14	1.78	0.00	10.08	9	0.00	8.45	3	0.00	1.44
16	Kanpur	55	53.88	72.25	241.44	48	65.54	185.66	1	0.00	0.82
17	Kolkata	331	207.49	362.53	874.45	285	318.74	750.93	8	9.48	33.80
18	Ludhiana	4205	5211.44	13820.56	17335.22	3759	13077.84	15082.18	413	742.72	2150.19
19	Madurai	3893	1567.62	104805.47	10751.66	3575	102345.49	10046.95	209	617.79	440.98
20	Moradabad	0	0.00	0.00	0.00	0	0.00	0.00	0	0.00	0.00
21	Mumbai	21308	44230.06	1184704.29	298139.31	17015	833995.62	250474.29	3183	332082.06	38970.89
22	Nagpur	0	0.00	0.00	0.00	0	0.00	0.00	0	0.00	0.00
23	New Delhi	17177	89263.00	0.00	112634.00	14349	0.00	97965.00	1801	0.00	11212.00
24	Panipat	2121	2852.01	22576.14	20285.69	1283	14909.06	7108.17	774	7425.75	12988.82
25	Patna	8	7.91	0.00	34.31	4	0.00	16.51	1	0.00	11.82
26	Pondicherry	0	0.00	0.00	0.00	0	0.00	0.00	0	0.00	0.00
27	Pune	4106	2739.68	151361.88	23139.82	2899	129276.62	12075.90	1032	16404.63	9833.92
28	Raipur	1	0.03	0.00	0.23	1	0.00	0.23	0	0.00	0.00
29	Rajkot	993	910.51	32245.64	2867.12	748	31321.53	2097.86	202	-644.39	614.80
30	Shillong	0	0.00	0.00	0.00	0	0.00	0.00	0	0.00	0.00
31	Srinagar	0	0.00	0.00	0.00	0	0.00	0.00	0	0.00	0.00
32	Surat	2962	2568.91	9914.58	5699.32	2134	7385.46	2850.52	704	2300.55	2697.80
33	Trivandrum	0	0.00	0.00	0.00	0	0.00	0.00	0	0.00	0.00
34	Vadodara	1547	1606.67	17630.29	11327.62	1337	16919.70	9981.12	113	340.86	868.63
35	Varanasi	425	328.37	6328.33	1861.19	386	5581.68	1784.03	25	735.64	33.56
36	VPatnam	639	973.23	13144.63	2476.77	465	8989.65	1786.06	146	3840.56	432.75
Total		96802	201786.02	2336974.62	629631.49	77252	1652714.07	504022.32	14926	635855.01	106299.22