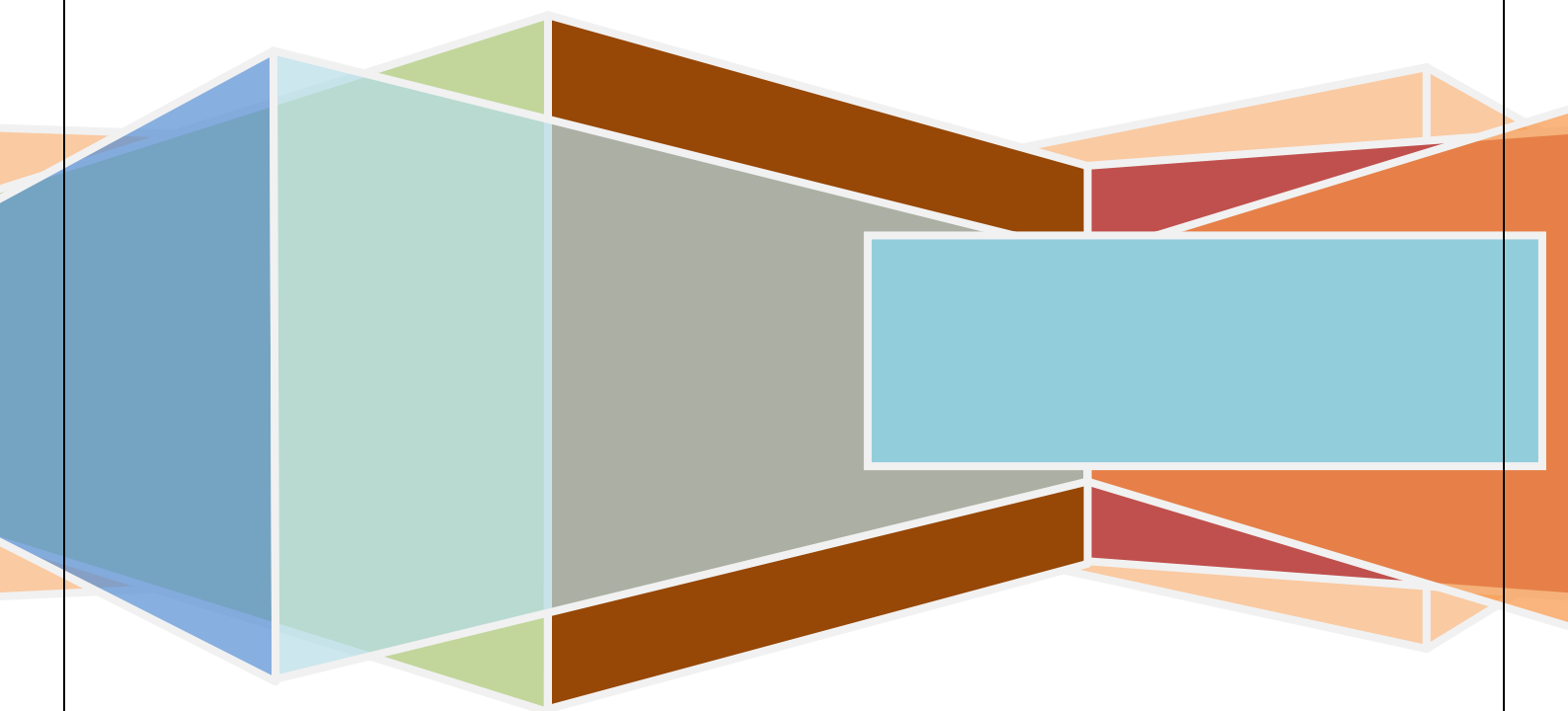


Monthly MIS Report on Export Promotion Schemes

November, 2017



**Government of India
Ministry of Commerce and Industry
Department of Commerce
Directorate General of Foreign Trade
Statistics Division
(MIS Unit)**

Suggestions/feedback may be sent to Dr. P C Mishra, Statistical Advisor by e-mail at pc.mishra@gov.in

CONTENTS

Introduction	1
Importer-Exporter Code (IEC)	1
Merchandise Exports From India Scheme (MEIS)	2
Services Exports From India Scheme (SEIS).....	3
Other Export Promotion Schemes Under Earlier Foreign Trade Policies.....	5
Duty Remission Schemes.....	5
Export Promotion Of Capital Goods (EPCG) Scheme.....	6
Export Authorization.....	7
Import Authorization.....	7
Export Promotion Scheme-Wise Share in Issuance of Scrips/Authorizations	7
Monitoring of Export Obligation Under Advance Authorisation	7
Monitoring of Export Obligation Under Export Promotion Capital Goods (EPCG) Scheme	9
Table 1: Status Of Importer-Exporter Code (IEC) During October 2017.....	10
Table 2: Scheme-Wise Authorisations/Scrips And FOB/CIF Values: All India (April- October 2017).....	11
Table 3: Scheme-Wise Authorisations/Scrips And FOB/CIF Values: Western Zone RAs (April-October 2017).....	12
Table 3 (Contd.): Scheme-Wise Authorisations/Scrips And FOB/CIF Values: Western Zone RAs (April-October 2017).....	13
Table 3 (Contd.): Scheme-Wise Authorisations/Scrips And FOB/CIF Values: Western Zone RAs (April-October 2017).....	14
Table 4: Scheme-Wise Authorisations/Scrips And FOB/CIF Values: Eastern Zone RAs (April-October 2017).....	15
Table 4 (Contd.): Scheme-Wise Authorisations/Scrips And FOB/CIF Values: Eastern Zone RAs (April-October 2017).....	16
Table 5: Scheme-Wise Authorisations/Scrips And FOB/CIF Values: Southern Zone RAs (April-October 2017).....	17
Table 5 (Contd.): Scheme-Wise Authorisations/Scrips And FOB/CIF Values: Southern Zone RAs (April-October 2017).....	18
Table 5 (Contd.): Scheme-Wise Authorisations/Scrips And FOB/CIF Values: Southern Zone RAs (April-October 2017).....	19
Table 6: Scheme-Wise Authorisations/Scrips And FOB/CIF Values: Northern Zone RAs (April-October 2017).....	20

Table 6 (Contd.): Scheme-Wise Authorisations/Scripts And FOB/CIF Values: Northern Zone RAs (April-October 2017).....	21
Table 6 (Contd.): Scheme-Wise Authorisations/Scripts And FOB/CIF Values: Northern Zone RAs (April-October 2017).....	22
Table 7: Scheme-Wise Authorisations/Scripts And FOB/CIF Values: Others (April-October 2017)23	
Table 8: Monitoring Of Export Obligation Under Advance Authorisation Scheme (April- October 2017).....	24
Table 9: Monitoring Of Export Obligation Under Advance Authorisation Scheme Issued Upto March, 2017 (Status Of Fulfilment As On October, 2017).....	25
Table 10: Monitoring Of Export Obligation Under EPCG Scheme (April-October 2017)	26
Table 11: Monitoring Of Export Obligation Under EPCG Scheme Issued Upto March, 2017 (Status Of Fulfilment As On October 2017) (Where EO Period Has Not Expired).....	27
Table 12: Monitoring Of Export Obligation Under EPCG Scheme (Status Of Fulfilment As On October 2017) (Where EO Period Has Expired).....	28

INTRODUCTION

Directorate General of Foreign Trade (DGFT) issues various types of scrips/ authorizations under different export promotion schemes through its Regional Authorities (RAs) across the country. This MIS information on various parameters is helpful in monitoring the performance of Regional Authorities and for policymakers and stakeholders to monitor and evaluate the export promotion schemes.

IMPORTER-EXPORTER CODE (IEC)

An IEC is a 10-digit number allotted to a person that is mandatory for undertaking any export/import activities. Now the facility for IEC in electronic form or e-IEC has also been operationalized.

RA-wise number of pending applications from previous months for IEC and number of applications received, IEC issued, cases rejected during October, 2017 and pending applications at the end of October 2017 are given at **Table 1**. It is clear from Table 1 that 1,755 applications are pending from previous months and 11,238 applications were received during October 2017. Out of total applications 12,993 during the current month, 8,509 IEC were issued and 2,833 cases were rejected by various RAs. Further, 1651 applications are pending at the end of the month.

Figure 1 shows zone-wise number of IEC issued, applications rejected against the total number of applications (including the pending applications of previous months) for IEC during October 2017. It shows that the highest number of 3,055 IEC was issued by Western Zone during October 2017.

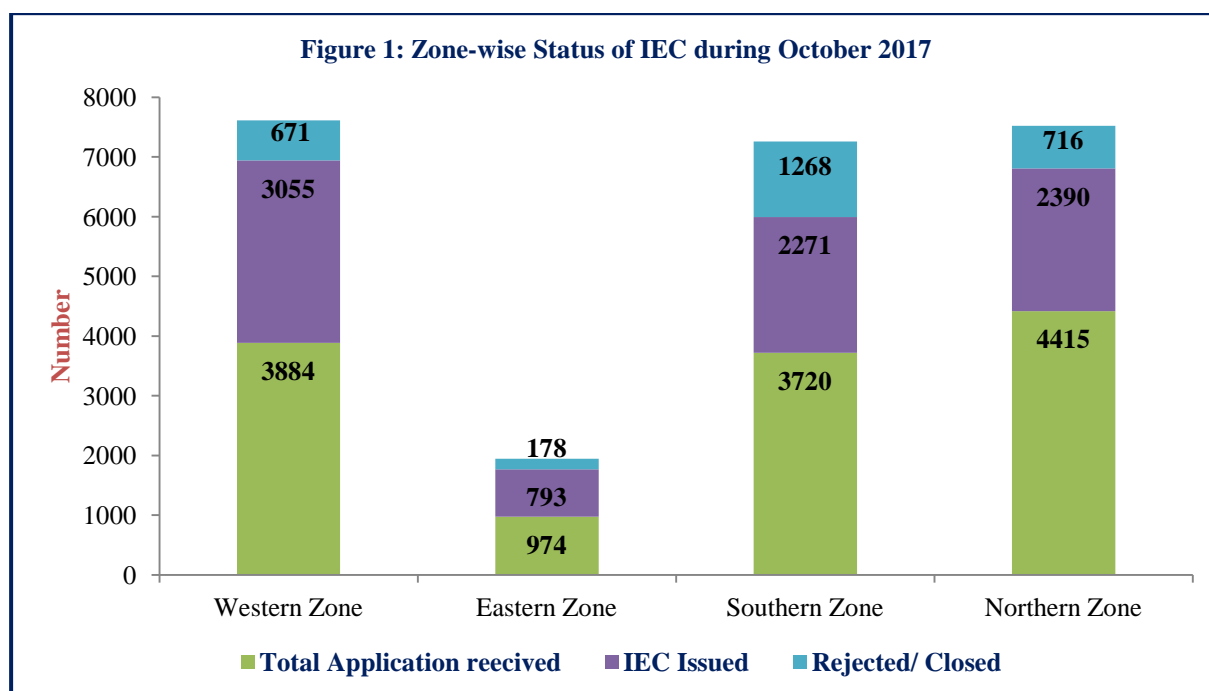
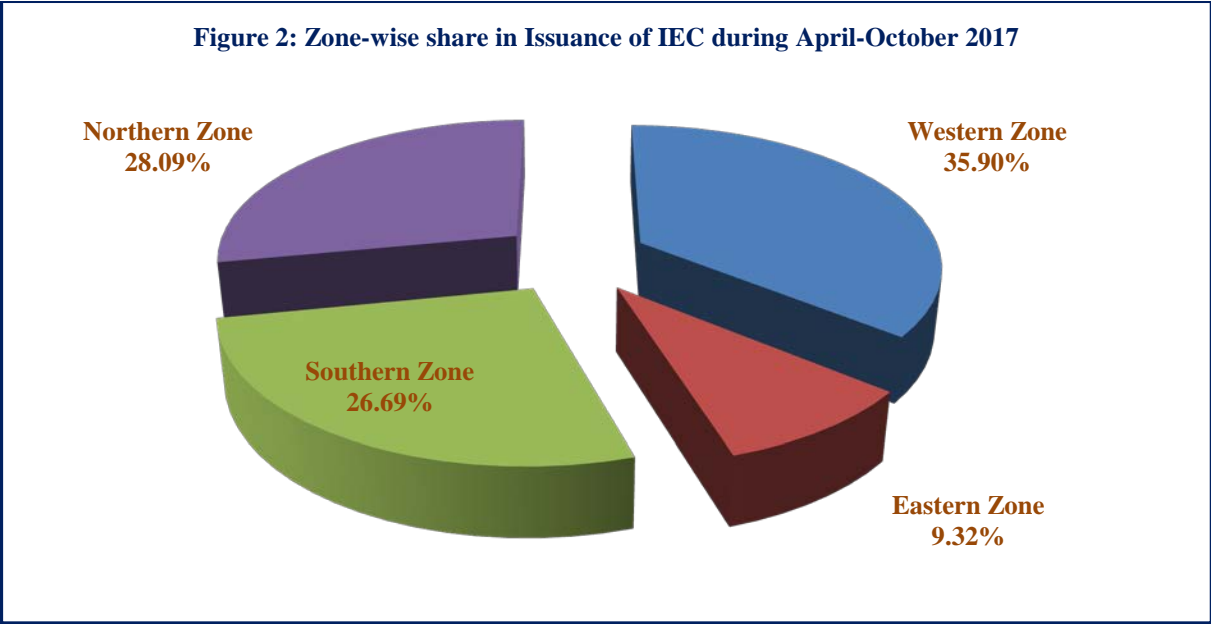


Figure 2 shows the zone-wise share in the total issuance of IE Codes during October 2017. It reflects that Western Zone has the highest share of 35.90% in total issuance of IEC followed by Northern Zone with 28.09%.



MERCHANDISE EXPORTS FROM INDIA SCHEME (MEIS)

Merchandise Exports from India Scheme (MEIS) was introduced through the Foreign Trade Policy (FTP) 2015-20 on April 1, 2015. At the time of introduction, MEIS covered 4,914 tariff lines at 8 digits and currently it covers 8,013 lines. MEIS incentives are available at 2, 3 and 5% of the FOB value of exports.

All India and RA-wise details of issuance of scrips along with the value of scrips, FOB value of exports under MEIS during April-October, 2017 are given at **Table 2 to 7**. It is clear from Table 2 that 1,09,334 scrips were issued under MEIS by various Regional Authorities with value of scrips Rs. 12,739.21 crore and FOB value of exports Rs. 4,99,597.59 crore.

Figure 3 reflects the number of scrips issued by the major RAs, which constitutes about 90% share in total issuance of scrips under MEIS. Mumbai RA issued the highest number of 22,540 scrips, followed by New Delhi RA with 16,618 scrips. Others include Kandla FT, Chennai EPZ, Falta EPZ, Noida EPZ, SEEPZ Mumbai, Cochin EPZ, etc.

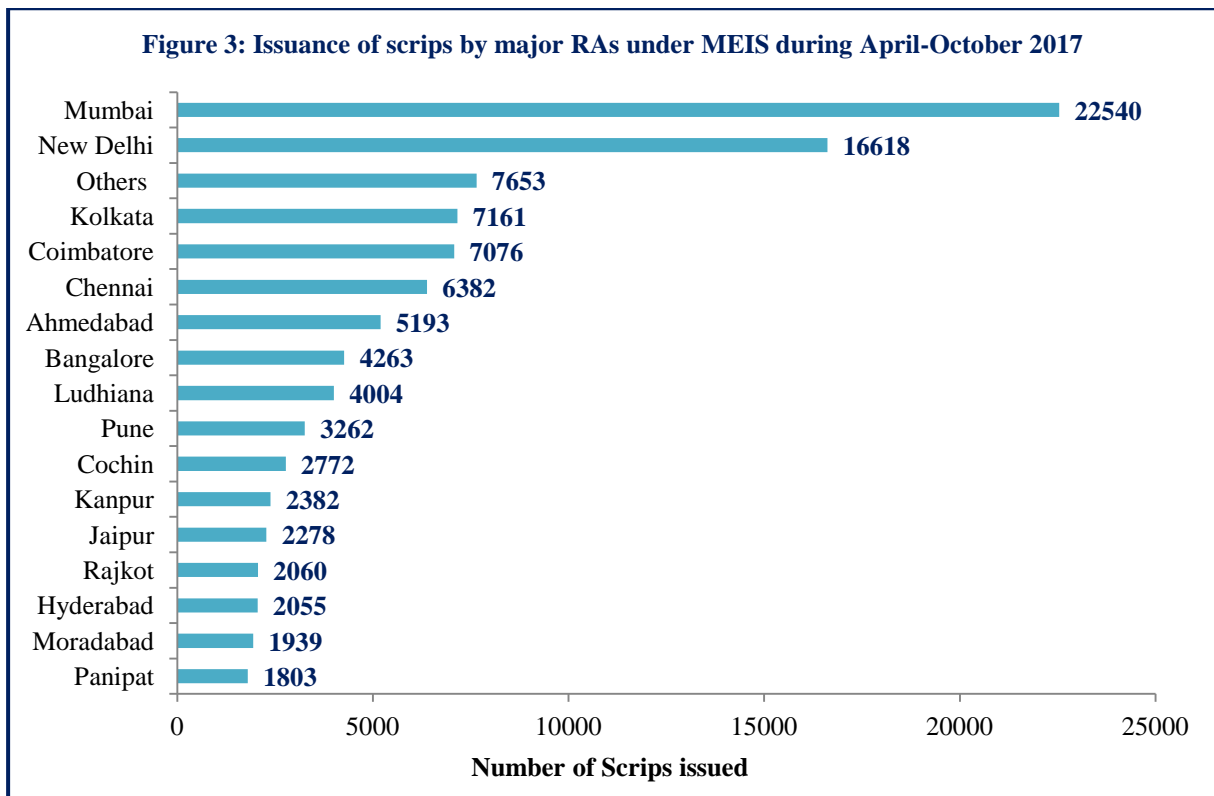
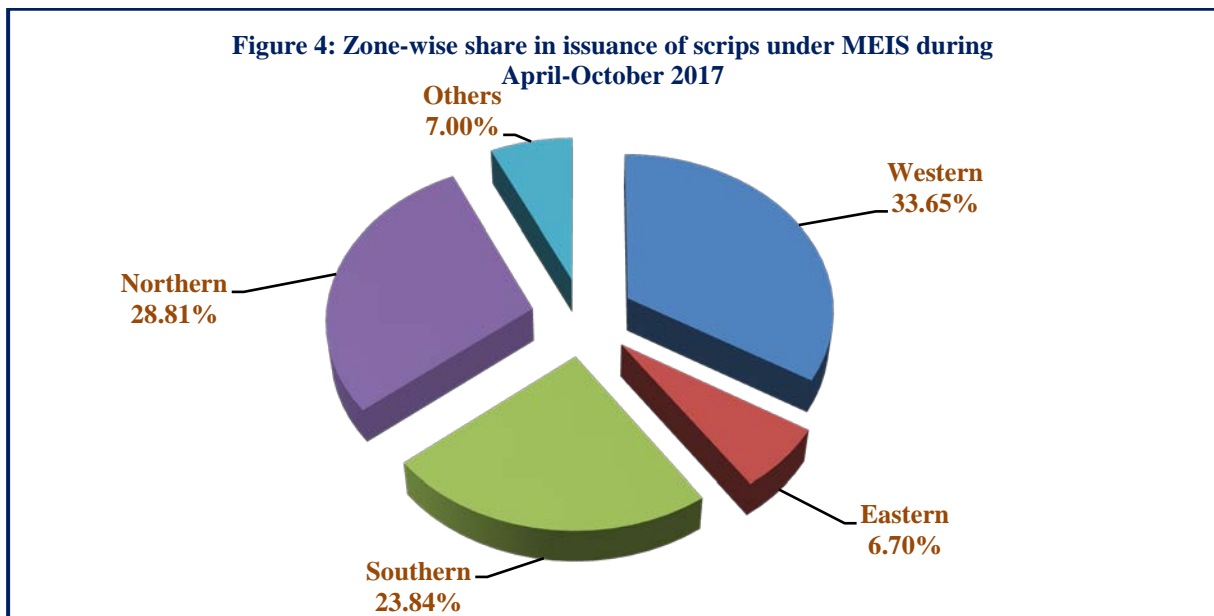


Figure 4 reflects the zone-wise share in total issuance of scrips under MEIS during April-October 2017. Western zone has the highest share of 33.65% in total issuance of scrips under MEIS, followed by Northern Zone RA with 28.81% share.



SERVICES EXPORTS FROM INDIA SCHEME (SEIS)

Services Exports from India Scheme (SEIS), introduced in the Foreign Trade Policy (2015-20) replacing the Served from India Scheme (SFIS), is an incentive scheme for eligible service exports. SEIS offers reward at 3% or 5% of net foreign exchange earned. This scheme covers 'Service Providers located in India' instead of 'Indian Service Providers'. Under the new scheme, the incentive scrips issued are transferable.

All India and RA-wise details of issuance of scrips along with the value of scrips, FOB value of exports under SEIS during April-October, 2017 are given at **Table 2 to 7**. It is clear from Table 2 that 2,569 scrips were issued under SEIS by various Regional Authorities with value of scrips Rs. 1,622.21 crore and FOB value of exports Rs. 8,38,019.68 crore during April-October 2017.

Figure 5 reflects the number of scrips issued by the major RAs, which constitutes about 98% share in total issuance of scrips under SEIS during April-October, 2017. New Delhi RA issued the highest number of 899 scrips, followed by Mumbai RA with 805 scrips.


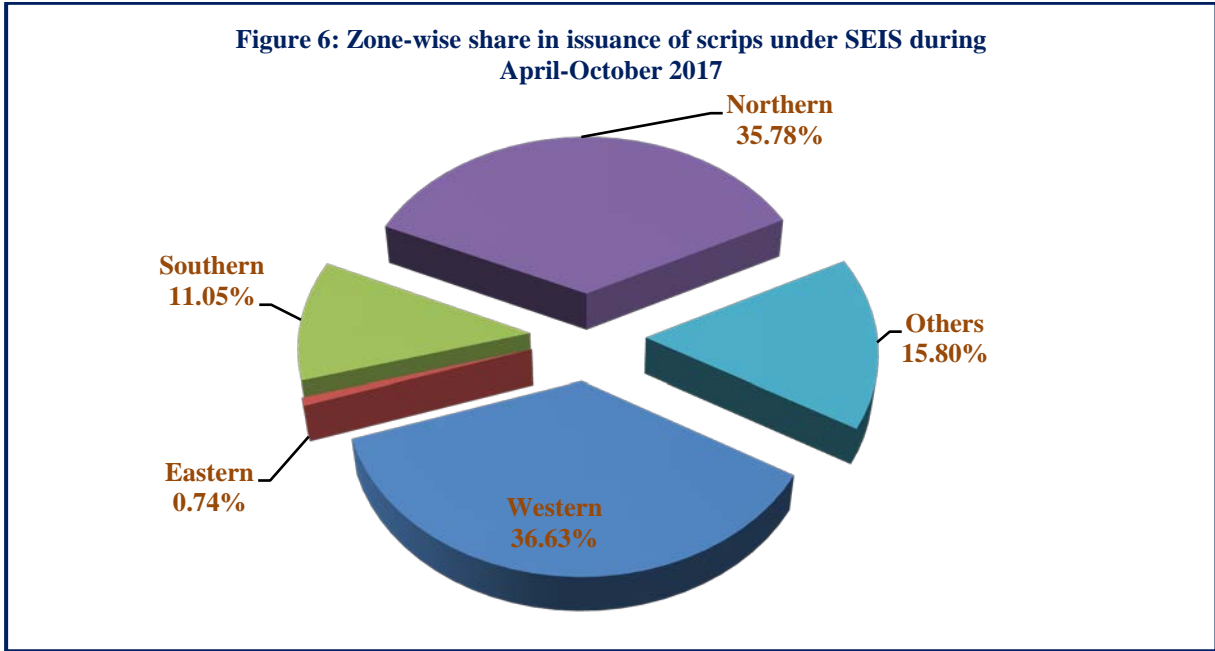


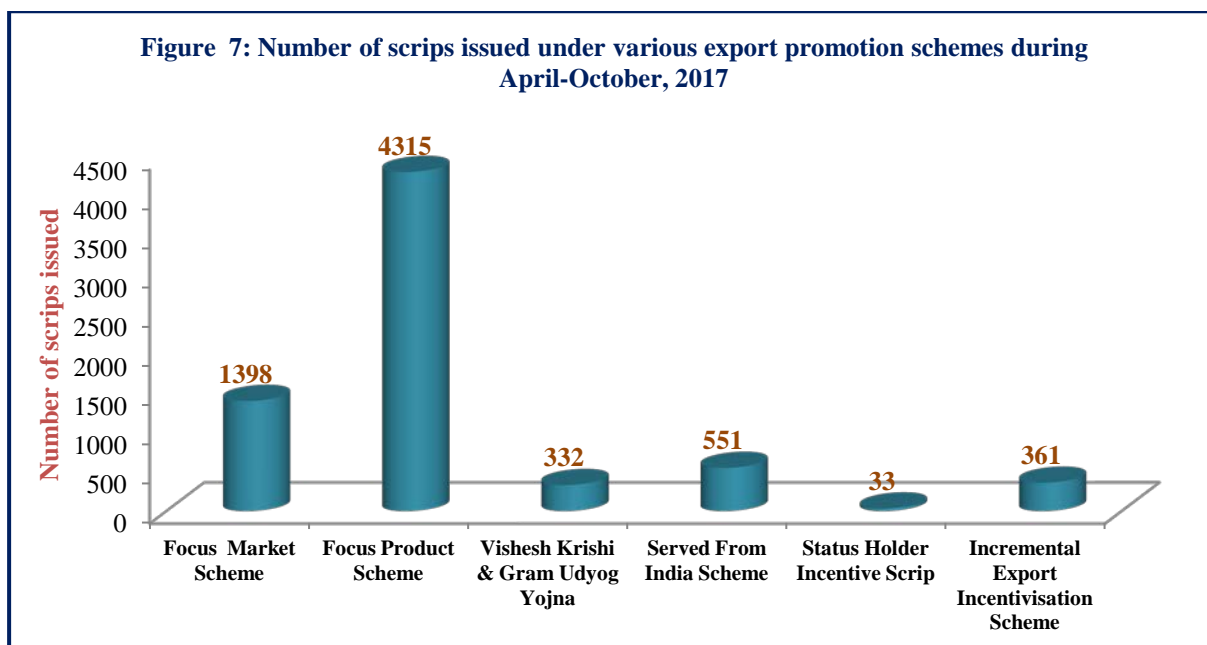
Figure 6 reflects the zone-wise share in total issuance of scrips under SEIS during April-October 2017. Western Zone RA has the highest share of 36.63% in total issuance of scrips under SEIS, followed by Northern zone with 35.77% share.



Other Export Promotion Schemes under earlier Foreign Trade Policies

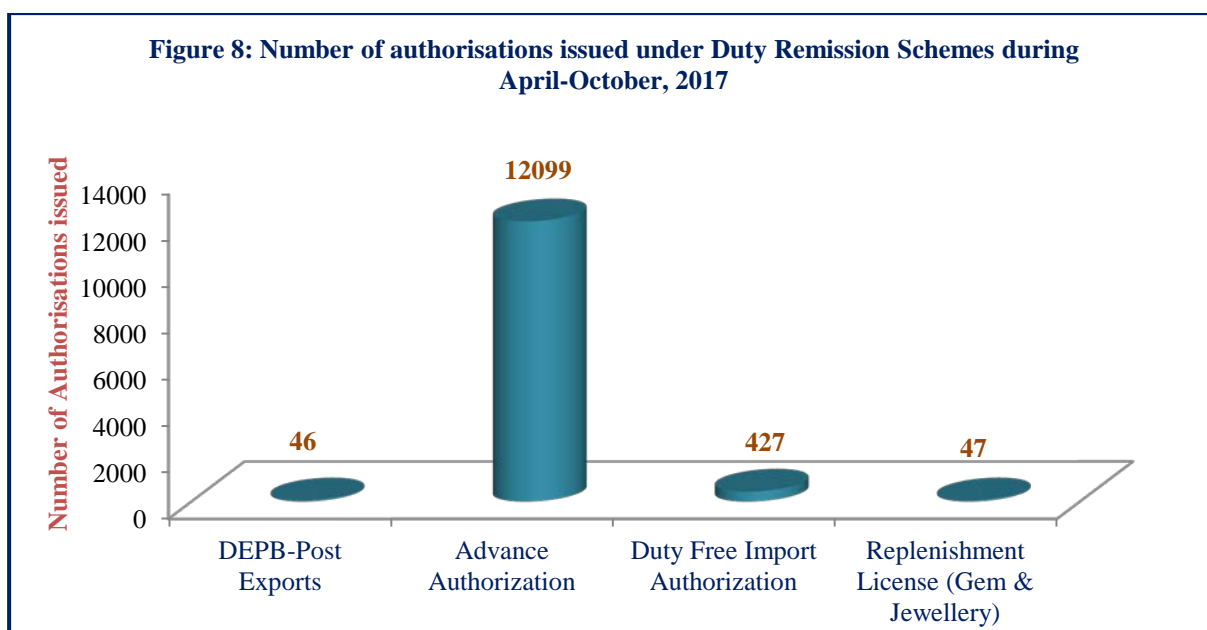
Scripts are also issued under various schemes viz. (i) Focus Product Scheme (FPS), (ii) Focus Market Scheme (FMS), (iii) Vishesh Krishi and Gram Udyog Yojna (VKGUY), (iv) Incremental Export Incentive Scheme, (v) Served From India Scheme and (vi) Status Holder Incentive Scrip (SHIS).

All India and RA-wise details of issuance of scrips along with the value of scrips, FOB value of exports under various export promotion schemes during April-October, 2017 are given at **Table 2 to 7**. **Figure 7** reflects the number of scrips issued under various export promotion schemes.



DUTY REMISSION SCHEMES

Duty neutralization/ remission schemes are based on the principle and the commitment of the Government that “Goods and Services are to be exported and not the Taxes and Levies”. The purpose is to allow duty free import/ procurement of inputs or to allow replenishment either for the inputs used or the duty component on inputs used. **Figure 8** reflects the number of authorizations issued under various export promotion schemes during April-October 2017.

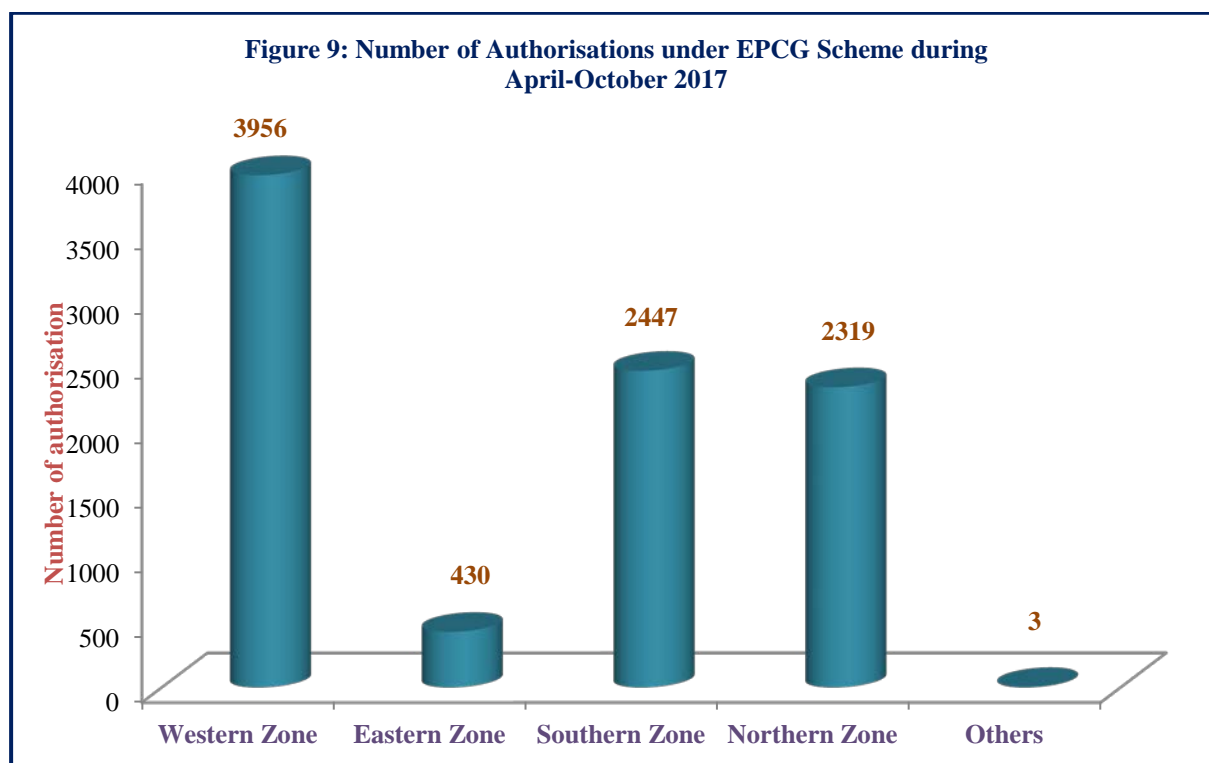


EXPORT PROMOTION OF CAPITAL GOODS (EPCG) SCHEME

The objective of the EPCG Scheme is to facilitate import of capital goods for producing quality goods and services to enhance India's export competitiveness. Post Export EPCG duty credit scrips are also available to exporters who intend to import capital goods on full payment of applicable duties in cash and choose to opt for this scheme. The number of authorisations along with duty saved amount and FOB value of exports under EPCG scheme during April-October 2017 is as follows:

Issuance under Export Promotion Capital Goods Scheme during April-October, 2017		
Zero Duty EPCG Scheme	Number of Authorization	9137
	Duty saved Amount (Rs. Crore)	5720.41
	FOB value of Exports (Rs. Crore)	35074.34
0% Post Export EPCG	Number of Authorization	18
	Duty saved Amount (Rs. Crore)	62.64
	FOB value of Exports (Rs. Crore)	226.86
Total	Number of Authorization	9155
	Duty saved Amount (Rs. Crore)	5783.05
	FOB value of Exports (Rs. Crore)	35301.20

Figure 9 reflects the zone-wise number of authorisations issued under EPCG Scheme during April-October 2017.



EXPORT AUTHORIZATION

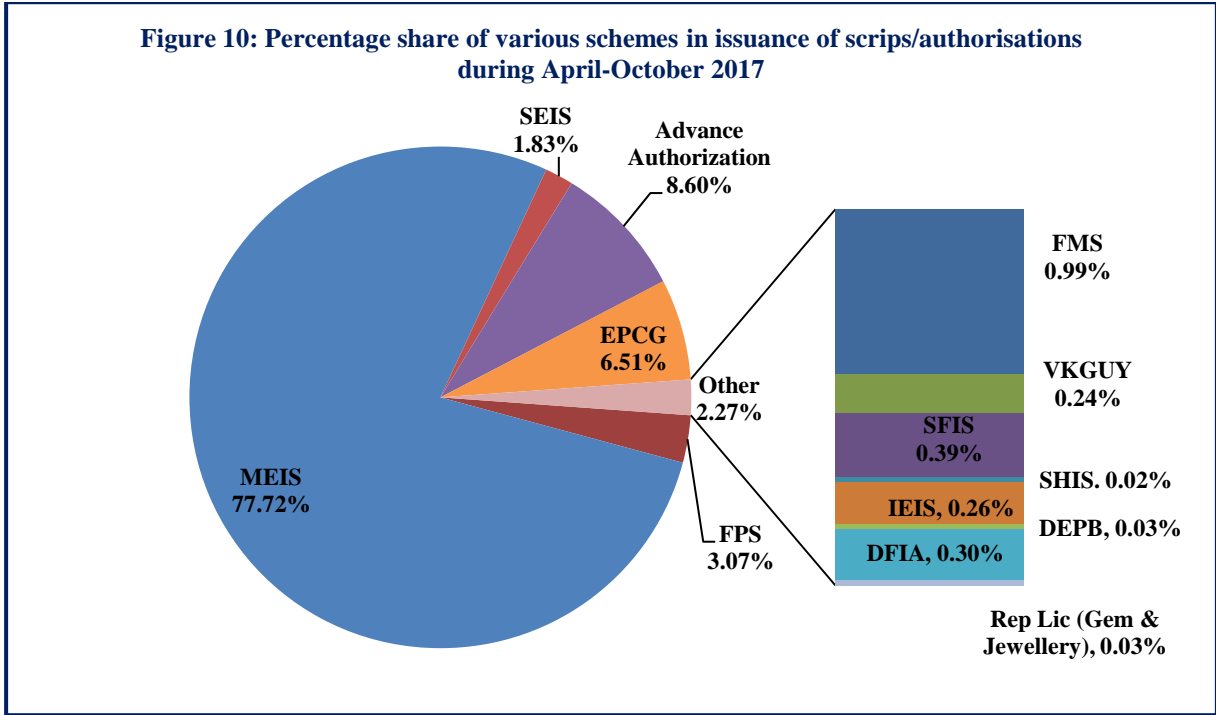
Export of items categorised as ‘Restricted’ in Schedule 2 of ITC (HS) Classification for export is subjected to license. The applications for issuance of export authorization for restricted items (other than SCOMET items) e.g. onion seeds, live animals, seaweeds, non-basmati rice paddy (husk) other than seed quality, fodder material, fertilizers (NPK, SSP, urea etc.), chemicals under Montreal Protocol etc., are processed and considered by an EXIM Facilitation Committee (EFC) consisting of representatives of various Ministries and Departments. “Special Chemicals, Organism, Materials, Equipment and Technologies (SCOMET)” items are dual-use items having potential for both civilian and Weapons of Mass Destruction (WMD) applications. Export of such items is either restricted, requiring an authorisation for their export, or is prohibited. Total number of authorisations issued under Export License is 263 with FOB value of Rs. 1183.03 crore.

IMPORT AUTHORIZATION

Import of items categorised as ‘Restricted’ in Schedule 1 of ITC (HS) Classification for import, is subjected to license. Total number of authorisations issued under Import License is 403 with CIF value of Rs. 72,307.53 crore.

Export Promotion Scheme-wise share in issuance of scrips/authorizations

Figure 10 shows the share of various export promotion schemes in issuance of scrips/authorisations by the Regional Authorities during April-October 2017. It shows that MEIS has the highest share of 77.72% in issuance of scrips among all export promotion schemes, followed by Advance Authorisation Scheme with 8.60%.



Monitoring of Export Obligation under Advance Authorisation

RA-wise number of authorisations issued under Advance Authorisation scheme along with the value of Export Obligation (EO) fixed and unredeemed authorisations for the period of April-October 2017 are given at Table 8. The details of number of authorisations issued along with the value of Export Obligation (EO) fixed upto March, 2017 and unredeemed authorisations as on October, 2017 are given at Table 9.

Figure 11 reflects the number of authorisations issued by major RAs, having more than 1% share in total issuance, during April-October 2017. It shows that Mumbai RA issued the highest number of 3551 authorisations, followed by New Delhi RA with 1894.

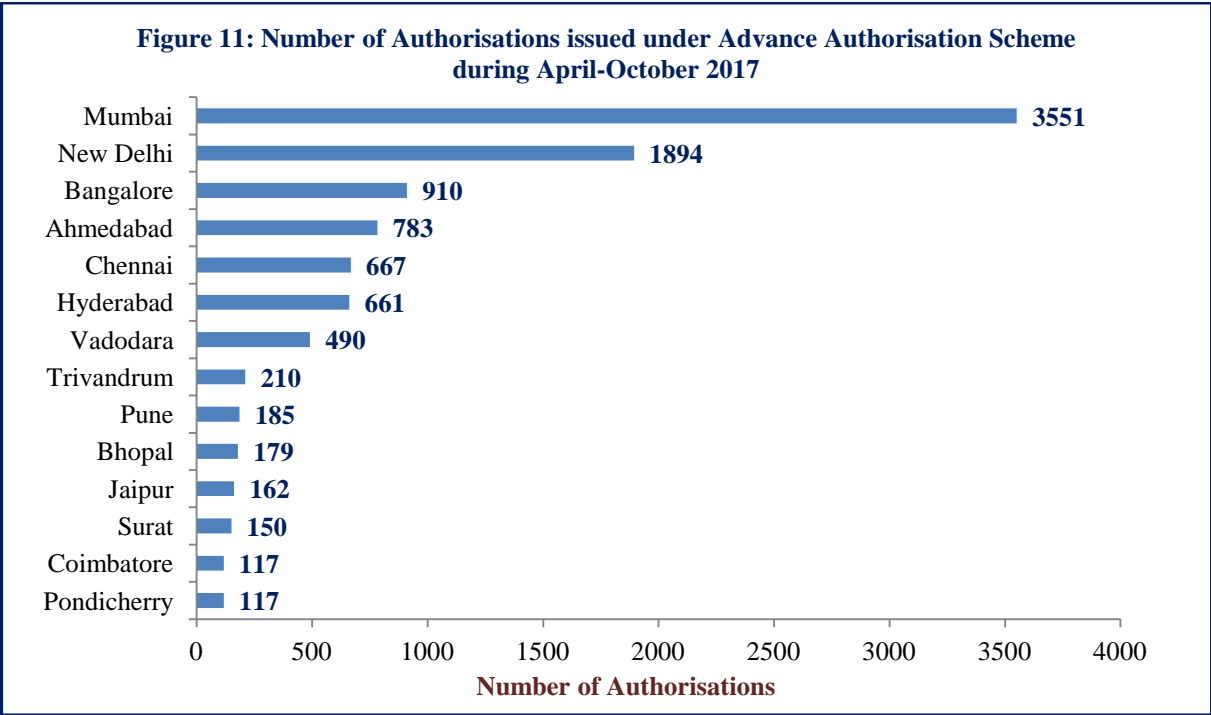
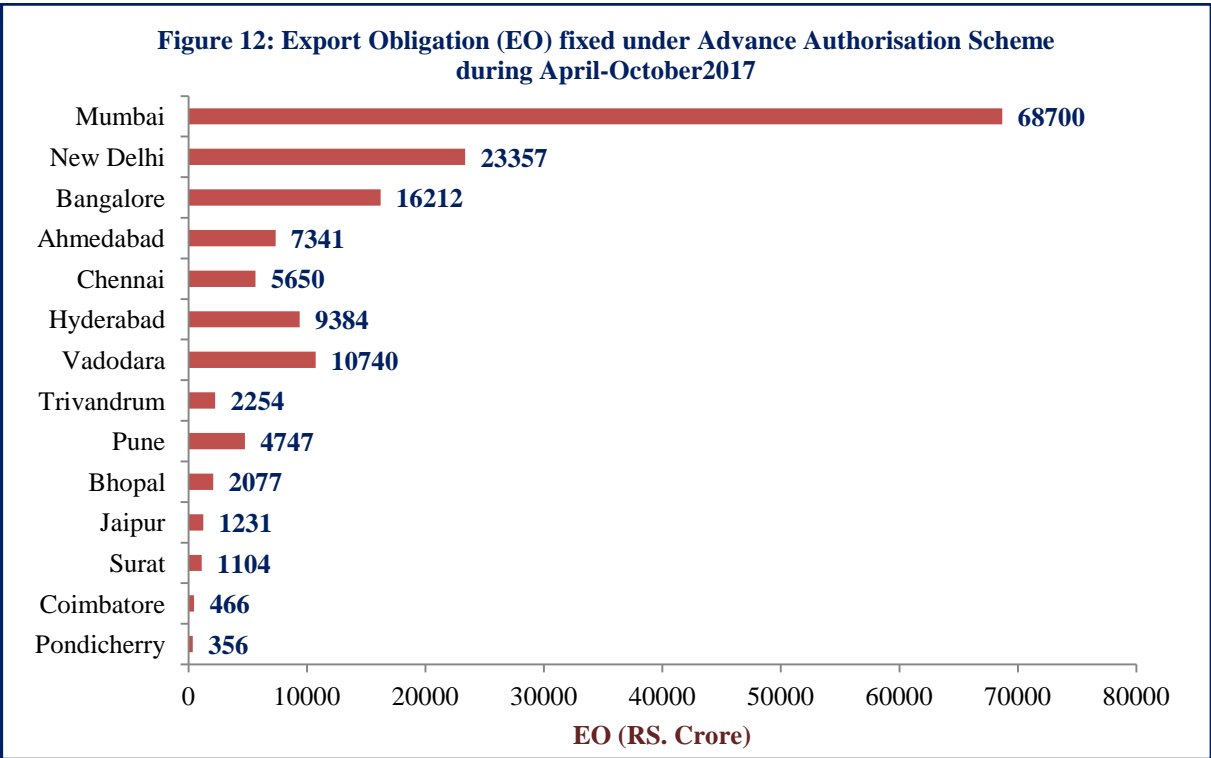


Figure 12 shows the value of Export Obligation (EO) fixed under Advance Authorisation Scheme by major RAs, having more than 1% share in total issuance, during April-October 2017.



Monitoring of Export Obligation under Export Promotion Capital Goods (EPCG) Scheme

RA-wise number of authorisations issued under EPCG scheme along with the value of Export Obligation (EO) fixed and unredeemed authorisations for the period of April-October 2017 are given at **Table 10**. The details of number of authorisations issued along with the value of Export Obligation (EO) fixed upto March, 2017 and unredeemed authorisations as on October, 2017 are given at **Table 11**. Further, the status of unredeemed authorisations as on October 2017 where EO period has expired is given at **Table 12**.

Figure 13 shows the number of authorisations issued by major RAs, having more than 1% share in total issuance, during April-October 2017. It shows that Surat RA issued the highest number of 1397 authorisations, followed by Mumbai RA with 1195.

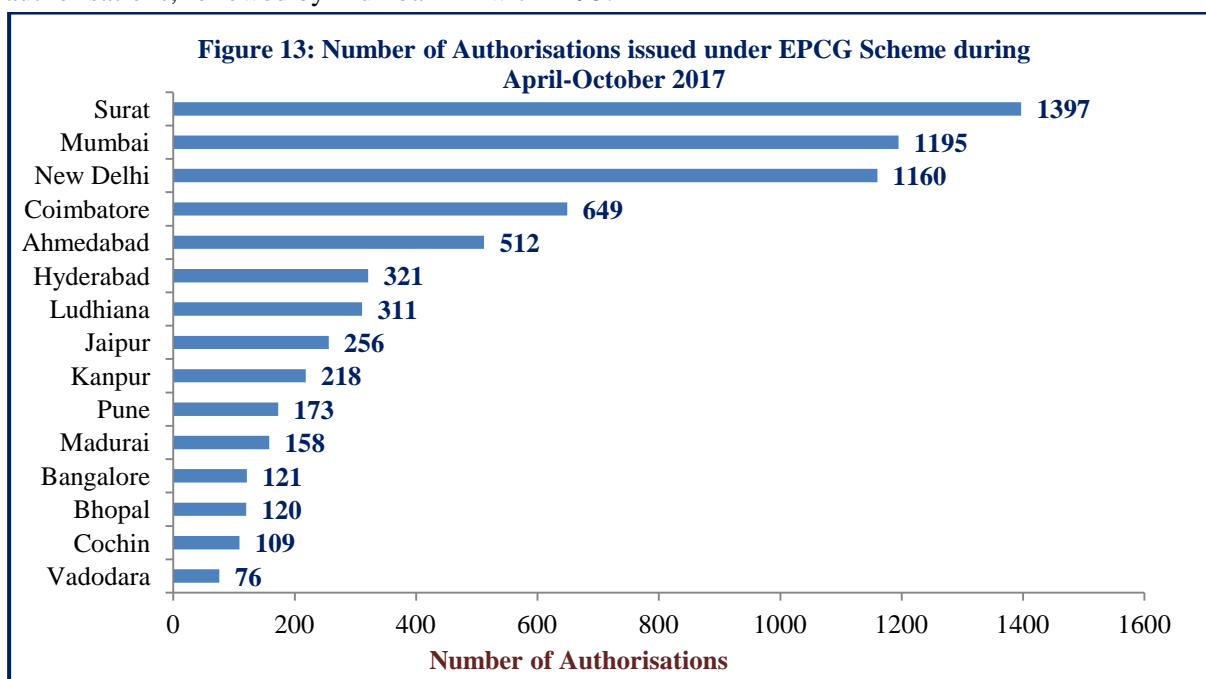


Figure 14 shows the value of Additional Specific Export Obligation (EO) fixed under EPCG Scheme by major RAs, having more than 1% share in total issuance, during April-October 2017.

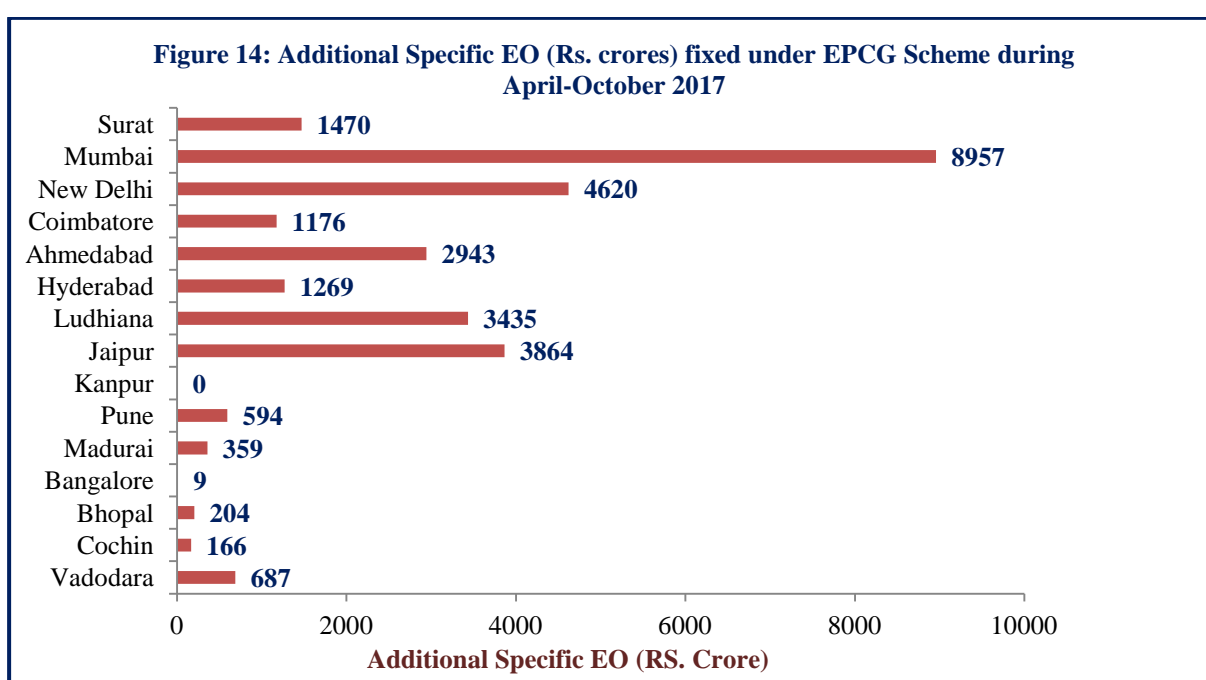


Table 1: Status of Importer-Exporter Code (IEC) during October 2017

S.No.	Regional Authorities	Application pending from previous months	IEC Application received during current month	Total Application during current month	IEC Issued	Rejected/ Closed	Pending Applications
1	Ahmedabad	109	328	437	284	0	153
2	Amritsar	0	47	47	37	10	0
3	Bangalore	0	625	625	428	197	0
4	Belagavi	0	44	44	18	26	0
5	Bhopal	0	123	123	82	41	0
6	Chandigarh	11	94	105	70	35	0
7	Chennai	0	985	985	599	386	0
8	Coimbatore	211	496	707	408	167	132
9	Cuttack	0	55	55	33	22	0
10	Dehradun	0	31	31	24	7	0
11	Cochin	14	354	368	192	127	49
12	Goa	0	23	23	14	9	0
13	Guwahati	0	121	121	75	43	3
14	Hyderabad	0	450	450	271	179	0
15	Jaipur	0	401	401	356	41	4
16	Jammu	0	16	16	7	9	0
17	Kanpur	0	267	267	189	78	0
18	Kolkata	0	578	578	559	19	0
19	Ludhiana	0	179	179	156	23	0
20	Madurai	0	231	231	146	85	0
21	Moradabad	0	94	94	61	29	4
22	Mumbai	274	1775	2049	1746	300	3
23	Nagpur	0	90	90	48	42	0
24	New Delhi	1094	1802	2896	1259	350	1287
25	Panipat	20	188	208	138	70	0
26	Patna	0	149	149	86	63	0
27	Pondicherry	0	86	86	34	52	0
28	Pune	0	494	494	320	174	0
29	Raipur	10	52	62	30	31	1
30	Rajkot	0	188	188	188	0	0
31	Shillong	12	59	71	40	31	0
32	Srinagar	0	55	55	26	15	14
33	Surat	0	263	263	263	0	0
34	Trivandrum	0	51	51	51	0	0
35	Vadodara	0	155	155	80	74	1
36	Varanasi	0	116	116	67	49	0
37	Vijayawada	0	117	117	79	38	0
38	V'Patnam	0	56	56	45	11	0
	Total	1755	11238	12993	8509	2833	1651

Table 2: Scheme-wise Authorisations/Scripts and FOB/CIF values: All India (April-October 2017)

Reward / Incentive Schemes	Focus Market Scheme	Number of Scripts	1398
		Value of Scripts (Rs. Crore)	104.39
		FOB value of Exports (Rs. Crore)	3145.18
	Focus Product Scheme	Number of Scripts	4315
		Value of Scripts (Rs. Crore)	255.45
		FOB value of Exports (Rs. Crore)	10751.83
	Vishesh Krishi & Gram Udyog Yojna	Number of Scripts	332
		Value of Scripts (Rs. Crore)	10.23
		FOB value of Exports (Rs. Crore)	223.57
	Served From India Scheme	Number of Scripts	551
		Value of Scripts (Rs. Crore)	190.96
	Status Holder Incentive Scheme	Number of Scripts	33
		Value of Scripts (Rs. Crore)	21.44
	Incremental Export Incentivisation Scheme	Number of Scripts	361
		Value of Scripts (Rs. Crore)	84.65
Merchandise Exports From India Scheme	Number of Scripts	109334	
	Value of Scripts (Rs. Crore)	12739.21	
	FOB value of Exports (Rs. Crore)	499597.59	
Services Exports From India Scheme	Number of Scripts	2569	
	Value of Scripts (Rs. Crore)	1622.21	
	FOB value of Exports (Rs. Crore)	838019.68	
Total	Number of Scripts	118893	
	Value of Scripts (Rs. Crore)	15028.54	
	FOB value of Exports (Rs. Crore)	1351737.85	
Duty Neutralisation Scheme DEPB-Post Exports	Number of Scripts	46	
	Value of Scripts (Rs. Crore)	1.97	
	FOB value of Exports (Rs. Crore)	33.32	
Duty Remission Schemes	Advance Authorization	Number of Authorization	12099
		CIF value of imports (Rs. Crore)	100767.81
		FOB value of Exports (Rs. Crore)	167911.96
	Duty Free Import Authorization	Number of Authorization	427
		CIF value of imports (Rs. Crore)	1343.72
		FOB value of Exports (Rs. Crore)	1816.57
	Total	Number of Authorization	12526
		CIF value of imports (Rs. Crore)	102111.53
		FOB value of Exports (Rs. Crore)	169728.53
	Export Promotion Capital Goods	Number of Authorization	9155
Duty saved Amount (Rs. Crore)		5783.05	
FOB value of Exports (Rs. Crore)		35301.20	
Replenishment License (Gem & Jewellery)	Number of Authorization	47	
	CIF value of imports (Rs. Crore)	43.39	
	FOB value of Exports (Rs. Crore)	493.35	
A	Import License for Restricted Items	Number of Authorization	403
		CIF value of imports (Rs. Crore)	72307.53
B	Export License for Restricted Items	Number of Authorization	263
		FOB value of Exports (Rs. Crore)	1183.03

Table 3: Scheme-wise Authorisations/Scripts and FOB/CIF values: Western Zone RAs (April-October 2017)

Regional Authorities		Mumbai	Ahmedabad	Bhopal	Goa	
Reward / Incentive Schemes	Focus Market Scheme	Number of Scripts	632	75	2	1
		Value of Scripts (Rs. Crore)	56.88	4.67	0.02	0.02
		FOB value of Exports (Rs. Crore)	1,720.35	126.90	0.97	0.97
	Focus Product Scheme	Number of Scripts	882	121	12	1
		Value of Scripts (Rs. Crore)	78.10	3.48	0.18	0.00
		FOB value of Exports (Rs. Crore)	3,749.80	181.70	6.02	0.13
	Vishesh Krishi & Gram Udyog Yojna	Number of Scripts	56	10	1	1
		Value of Scripts (Rs. Crore)	1.38	0.10	0.01	0.01
		FOB value of Exports (Rs. Crore)	29.09	2.21	0.30	0.31
	Served From India Scheme	Number of Scripts	77	3	0	12
		Value of Scripts (Rs. Crore)	43.69	2.78	0.00	3.10
	Status Holder Incentive Scheme	Number of Scripts	18	1	0	0
		Value of Scripts (Rs. Crore)	10.05	0.39	0.00	0.00
	Incremental Export Incentivisation Scheme	Number of Scripts	93	12	1	1
		Value of Scripts (Rs. Crore)	26.25	3.54	1.29	0.70
	Merchandise Exports From India Scheme	Number of Scripts	22,540	5,193	202	201
		Value of Scripts (Rs. Crore)	2,604.83	530.54	14.62	28.44
		FOB value of Exports (Rs. Crore)	1,19,054.24	19,117.90	610.63	903.99
	Services Exports From India Scheme	Number of Scripts	805	15	1	17
		Value of Scripts (Rs. Crore)	504.86	75.99	0.03	4.82
		FOB value of Exports (Rs. Crore)	1,39,518.63	1,665.74	0.70	286.68
Total	Number of Scripts	25,103	5,430	219	234	
	Value of Scripts (Rs. Crore)	3,326.04	621.49	16.15	37.09	
	FOB value of Export (Rs.Crore)	2,64,072.11	21,094.45	618.62	1,192.08	
Duty Neutralisation Scheme DEPB-Post Exports	Number of Scripts	33	0	1	0	
	Value of Scripts (Rs. Crore)	1.32	0.00	0.02	0.00	
	FOB value of Exports (Rs. Crore)	23.08	0.00	1.40	0.00	
Duty Remission Scheme	Advance Authorization	Number of Authorization	3,919	1,154	31	59
		CIF value of imports (Rs. Crore)	30,663.63	4,746.04	77.24	77.39
		FOB value of Exports (Rs. Crore)	73,314.61	7,184.16	103.36	144.01
	Duty Free Import Authorization	Number of Authorization	162	73	0	0
		CIF value of imports (Rs. Crore)	128.20	53.55	0.00	0.00
		FOB value of Exports (Rs. Crore)	156.72	65.13	0.00	0.00
	Total	Number of Authorization	4,081	1,227	31	59
		CIF value of import (Rs. Crore)	30,791.83	4,799.59	77.24	77.39
		FOB value of Export (Rs.Crore)	73,471.33	7,249.29	103.36	144.01
Export Promotion Capital Goods	Number of Authorization	1,197	515	53	22	
	Duty saved Amount (Rs. Crore)	1,529.80	390.19	5.72	6.43	
	FOB value of Exports (Rs. Crore)	9,041.06	3,033.09	38.76	39.94	
Replenishment License (Gem & Jewellery)	Number of Authorization	20	0	0	0	
	CIF value of imports (Rs. Crore)	7.19	0.00	0.00	0.00	
	FOB value of Exports (Rs. Crore)	12.08	0.00	0.00	0.00	
A Import License for Restricted Items	Number of Authorization	64	11	0	0	
	CIF value of imports (Rs. Crore)	5,500.95	8,010.42	0.00	0.00	
B Export License for Restricted Items	Number of Authorization	61	1	0	1	
	FOB value of Exports (Rs. Crore)	87.86	0.26	0.00	36.19	

Table 3 (contd.): Scheme-wise Authorisations/Scripts and FOB/CIF values: Western Zone RAs (April-October 2017)

Regional Authorities		Rajkot	Pune	Vadodara	Surat	
Reward / Incentive Schemes	Focus Market Scheme	Number of Scripts	34	46	21	2
		Value of Scripts (Rs. Crore)	1.78	2.64	0.69	0.03
		FOB value of Exports (Rs. Crore)	55.07	72.20	20.87	0.97
	Focus Product Scheme	Number of Scripts	51	190	19	19
		Value of Scripts (Rs. Crore)	1.61	20.44	0.46	1.00
		FOB value of Exports (Rs. Crore)	79.68	803.24	25.16	35.16
	Vishesh Krishi & Gram Udyog Yojna	Number of Scripts	15	16	0	1
		Value of Scripts (Rs. Crore)	0.75	1.33	0.00	0.38
		FOB value of Exports (Rs. Crore)	16.39	28.10	0.00	8.46
	Served From India Scheme	Number of Scripts	0	40	4	0
		Value of Scripts (Rs. Crore)	0.00	3.35	0.77	0.00
	Status Holder Incentive Scheme	Number of Scripts	0	0	0	1
		Value of Scripts (Rs. Crore)	0.00	0.00	0.00	0.18
	Incremental Export Incentivisation Scheme	Number of Scripts	11	8	1	1
		Value of Scripts (Rs. Crore)	3.02	2.96	0.10	0.35
	Merchandise Exports From India Scheme	Number of Scripts	2,060	3,262	1,546	858
		Value of Scripts (Rs. Crore)	253.73	619.99	181.22	72.41
		FOB value of Exports (Rs. Crore)	7,058.72	25,637.42	11,107.11	3,301.70
	Services Exports From India Scheme	Number of Scripts	1	96	4	0
		Value of Scripts (Rs. Crore)	0.00	53.70	0.54	0.00
		FOB value of Exports (Rs. Crore)	0.27	20,353.37	11.29	0.00
Total	Number of Scripts	2,172	3,658	1,595	882	
	Value of Scripts (Rs. Crore)	260.89	704.41	183.78	74.35	
	FOB value of Exports (Rs. Crore)	7,210.13	46,894.33	11,164.43	3,346.29	
Duty Neutralisation Scheme DEPB-Post Exports	Number of Scripts	0	6	0	2	
	Value of Scripts (Rs. Crore)	0.00	0.27	0.00	0.15	
	FOB value of Exports (Rs. Crore)	0.00	3.77	0.00	1.85	
Duty Remission Schemes	Advance Authorization	Number of Authorization	121	185	462	150
		CIF value of imports (Rs. Crore)	385.38	2,155.10	8,641.07	867.81
		FOB value of Exports (Rs. Crore)	498.35	4,746.88	10,578.86	1,104.29
	Duty Free Import Authorization	Number of Authorization	0	0	3	38
		CIF value of imports (Rs. Crore)	0.00	0.00	12.20	101.42
		FOB value of Exports (Rs. Crore)	0.00	0.00	14.64	128.27
	Total	Number of Authorization	121	185	465	188
		CIF value of imports (Rs. Crore)	385.38	2,155.10	8,653.27	969.23
		FOB value of Exports (Rs. Crore)	498.35	4,746.88	10,593.50	1,232.56
Export Promotion Capital Goods	Number of Authorization	386	174	76	1,421	
	Duty saved Amount (Rs. Crore)	331.59	99.97	113.80	235.95	
	FOB value of Exports (Rs. Crore)	2,061.76	595.95	687.41	1,552.95	
Replenishment License (Gem & Jewellery)	Number of Authorization	0	0	0	0	
	CIF value of imports (Rs. Crore)	0.00	0.00	0.00	0.00	
	FOB value of Exports (Rs. Crore)	0.00	0.00	0.00	0.00	
A	Import License for Restricted Items	Number of Authorization	2	9	4	2
		CIF value of imports (Rs. Crore)	10.72	32.66	18.84	12.78
B	Export License for Restricted Items	Number of Authorization	0	29	12	0
		FOB value of Exports (Rs. Crore)	0.00	40.16	7.04	0.00

Table 3 (contd.): Scheme-wise Authorisations/Scripts and FOB/CIF values: Western Zone RAs (April-October 2017)

Regional Authorities			Raipur	Nagpur	Indore	Western Zone Total
Reward / Incentive Schemes	Focus Market Scheme	Number of Scripts	0	0	3	816
		Value of Scripts (Rs. Crore)	0.00	0.00	0.07	66.80
		FOB value of Exports (Rs. Crore)	0.00	0.00	1.83	2,000.13
	Focus Product Scheme	Number of Scripts	1	2	13	1,311
		Value of Scripts (Rs. Crore)	0.01	0.06	0.32	105.66
		FOB value of Exports (Rs. Crore)	0.41	3.64	14.61	4,899.55
	Vishesh Krishi & Gram Udyog Yojna	Number of Scripts	0	0	1	101
		Value of Scripts (Rs. Crore)	0.00	0.00	0.00	3.96
		FOB value of Exports (Rs. Crore)	0.00	0.00	0.05	84.91
	Served From India Scheme	Number of Scripts	0	1	0	137
		Value of Scripts (Rs. Crore)	0.00	0.07	0.00	53.76
	Status Holder Incentive Scheme	Number of Scripts	0	0	0	20
		Value of Scripts (Rs. Crore)	0.00	0.00	0.00	10.62
	Incremental Export Incentivisation Scheme	Number of Scripts	0	0	7	135
		Value of Scripts (Rs. Crore)	0.00	0.00	2.24	40.45
	Merchandise Exports From India Scheme	Number of Scripts	54	135	739	36,790
		Value of Scripts (Rs. Crore)	4.12	11.53	86.16	4,407.59
		FOB value of Exports (Rs. Crore)	141.69	383.59	2,470.59	1,89,787.58
	Services Exports From India Scheme	Number of Scripts	0	2	0	941
		Value of Scripts (Rs. Crore)	0.00	0.56	0.00	640.50
		FOB value of Exports (Rs. Crore)	0.00	16.88	0.00	1,61,853.56
	Total	Number of Scripts	55	140	763	40,251
		Value of Scripts (Rs. Crore)	4.13	12.22	88.79	5,329.34
		FOB value of Exports (Rs. Crore)	142.10	404.11	2,487.08	3,58,625.73
Duty Neutralisation Scheme DEPB-Post Exports	Number of Scripts	0	0	0	42	
	Value of Scripts (Rs. Crore)	0.00	0.00	0.00	1.76	
	FOB value of Exports (Rs. Crore)	0.00	0.00	0.00	30.10	
Duty Remission Schemes	Advance Authorization	Number of Authorization	19	26	145	6,271
		CIF value of imports (Rs. Crore)	10.03	43.98	991.44	48,659.11
		FOB value of Exports (Rs. Crore)	12.11	57.53	1,175.56	98,919.72
	Duty Free Import Authorization	Number of Authorization	0	13	0	289
		CIF value of imports (Rs. Crore)	0.00	6.90	0.00	302.27
		FOB value of Exports (Rs. Crore)	0.00	8.28	0.00	373.04
	Total	Number of Authorization	19	39	145	6,560
		CIF value of imports (Rs. Crore)	10.03	50.88	991.44	48,961.38
		FOB value of Exports (Rs. Crore)	12.11	65.81	1,175.56	99,292.76
Export Promotion Capital Goods	Number of Authorization	11	27	74	3,956	
	Duty saved Amount (Rs. Crore)	5.24	8.81	27.65	2,755.14	
	FOB value of Exports (Rs. Crore)	31.43	75.61	182.97	17,340.92	
Replenishment License (Gem & Jewellery)	Number of Authorization	0	0	0	20	
	CIF value of imports (Rs. Crore)	0.00	0.00	0.00	7.19	
	FOB value of Exports (Rs. Crore)	0.00	0.00	0.00	12.08	
A Import License for Restricted Items	Number of Authorization	0	0	7	99	
	CIF value of imports (Rs. Crore)	0.00	0.00	0.58	13,586.95	
B Export License for Restricted Items	Number of Authorization	0	1	12	117	
	FOB value of Exports (Rs. Crore)	0.00	0.84	8.90	181.25	

Table 4: Scheme-wise Authorisations/Scripts and FOB/CIF values: Eastern Zone RAs (April-October 2017)

Regional Authorities		Kolkata	Guwahati	Shillong	
Reward / Incentive Schemes	Focus Market Scheme	Number of Scripts	47	0	0
		Value of Scripts (Rs. Crore)	1.61	0.00	0.00
		FOB value of Exports (Rs. Crore)	47.01	0.00	0.00
	Focus Product Scheme	Number of Scripts	287	1	0
		Value of Scripts (Rs. Crore)	14.52	0.00	0.00
		FOB value of Exports (Rs. Crore)	606.90	0.20	0.00
	Vishesh Krishi & Gram Udyog Yojna	Number of Scripts	43	7	0
		Value of Scripts (Rs. Crore)	1.46	0.12	0.00
		FOB value of Exports (Rs. Crore)	34.56	2.45	0.00
	Served From India Scheme	Number of Scripts	4	0	0
		Value of Scripts (Rs. Crore)	3.09	0.00	0.00
	Status Holder Incentive Scheme	Number of Scripts	0	0	0
		Value of Scripts (Rs. Crore)	0.00	0.00	0.00
	Incremental Export Incentivisation Scheme	Number of Scripts	25	0	0
		Value of Scripts (Rs. Crore)	4.49	0.00	0.00
	Merchandise Exports From India Scheme	Number of Scripts	7,161	14	0
		Value of Scripts (Rs. Crore)	827.61	0.33	0.00
		FOB value of Exports (Rs. Crore)	28,413.57	9.20	0.00
	Services Exports From India Scheme	Number of Scripts	7	0	0
		Value of Scripts (Rs. Crore)	6.52	0.00	0.00
		FOB value of Exports (Rs. Crore)	961.30	0.00	0.00
Total	Number of Scripts	7,574	22	0	
	Value of Scripts (Rs. Crore)	859.30	0.45	0.00	
	FOB value of Exports (Rs. Crore)	30,063.34	11.85	0.00	
Duty Neutralisation Scheme DEPB-Post Exports	Number of Scripts	0	0	0	
	Value of Scripts (Rs. Crore)	0.00	0.00	0.00	
	FOB value of Exports (Rs. Crore)	0.00	0.00	0.00	
Duty Remission Schemes	Advance Authorization	Number of Authorization	390	1	0
		CIF value of imports (Rs. Crore)	2,489.84	46.81	0.00
		FOB value of Exports (Rs. Crore)	3,464.30	53.87	0.00
	Duty Free Import Authorization	Number of Authorization	7	0	0
		CIF value of imports (Rs. Crore)	5.71	0.00	0.00
		FOB value of Exports (Rs. Crore)	7.26	0.00	0.00
	Total	Number of Authorization	397	1	0
		CIF value of imports (Rs. Crore)	2,495.55	46.81	0.00
		FOB value of Exports (Rs. Crore)	3,471.56	53.87	0.00
Export Promotion Capital Goods	Number of Authorization	354	6	0	
	Duty saved Amount (Rs. Crore)	167.13	4.70	0.00	
	FOB value of Exports (Rs. Crore)	848.12	6.51	0.00	
Replenishment License (Gem & Jewellery)	Number of Authorization	0	0	0	
	CIF value of imports (Rs. Crore)	0.00	0.00	0.00	
	FOB value of Exports (Rs. Crore)	0.00	0.00	0.00	
A	Import License for Restricted Items	Number of Authorization	13	0	0
		CIF value of imports (Rs. Crore)	239.35	0.00	0.00
B	Export License for Restricted Items	Number of Authorization	14	0	0
		FOB value of Exports (Rs. Crore)	27.41	0.00	0.00

Table 4 (contd.): Scheme-wise Authorisations/Scripts and FOB/CIF values: Eastern Zone RAs (April-October 2017)

Regional Authorities		Patna	Cuttack	Eastern Zone Total	
Reward / Incentive Schemes	Focus Market Scheme	Number of Scripts	0	0	47
		Value of Scripts (Rs. Crore)	0.00	0.00	1.61
		FOB value of Exports (Rs. Crore)	0.00	0.00	47.01
	Focus Product Scheme	Number of Scripts	2	2	292
		Value of Scripts (Rs. Crore)	0.03	0.32	14.87
		FOB value of Exports (Rs. Crore)	1.71	9.04	617.85
	Vishesh Krishi & Gram Udyog Yojna	Number of Scripts	0	0	50
		Value of Scripts (Rs. Crore)	0.00	0.00	1.58
		FOB value of Exports (Rs. Crore)	0.00	0.00	37.01
	Served From India Scheme	Number of Scripts	0	0	4
		Value of Scripts (Rs. Crore)	0.00	0.00	3.09
	Status Holder Incentive Scheme	Number of Scripts	0	0	0
		Value of Scripts (Rs. Crore)	0.00	0.00	0.00
	Incremental Export Incentivisation Scheme	Number of Scripts	0	0	25
		Value of Scripts (Rs. Crore)	0.00	0.00	4.49
	Merchandise Exports From India Scheme	Number of Scripts	28	125	7,328
		Value of Scripts (Rs. Crore)	3.17	69.01	900.12
		FOB value of Exports (Rs. Crore)	94.10	2,277.21	30,794.08
	Services Exports From India Scheme	Number of Scripts	11	1	19
		Value of Scripts (Rs. Crore)	0.50	0.04	7.06
		FOB value of Exports (Rs. Crore)	111.64	1.49	1,074.43
Total	Number of Scripts	41	128	7,765	
	Value of Scripts (Rs. Crore)	3.70	69.37	932.82	
	FOB value of Exports (Rs. Crore)	207.45	2,287.74	32,570.38	
Duty Neutralisation Scheme DEPB-Post Exports	Number of Scripts	0	0	0	
	Value of Scripts (Rs. Crore)	0.00	0.00	0.00	
	FOB value of Exports (Rs. Crore)	0.00	0.00	0.00	
Duty Remission Schemes	Advance Authorization	Number of Authorization	0	28	419
		CIF value of imports (Rs. Crore)	0.00	163.96	2,700.61
		FOB value of Exports (Rs. Crore)	0.00	415.21	3,933.38
	Duty Free Import Authorization	Number of Authorization	0	0	7
		CIF value of imports (Rs. Crore)	0.00	0.00	5.71
		FOB value of Exports (Rs. Crore)	0.00	0.00	7.26
	Total	Number of Authorization	0	28	426
		CIF value of imports (Rs. Crore)	0.00	163.96	2,706.32
		FOB value of Exports (Rs. Crore)	0.00	415.21	3,940.64
Export Promotion Capital Goods	Number of Authorization	8	62	430	
	Duty saved Amount (Rs. Crore)	2.74	29.79	204.36	
	FOB value of Exports (Rs. Crore)	17.73	178.09	1,050.45	
Replenishment License (Gem & Jewellery)	Number of Authorization	0	0	0	
	CIF value of imports (Rs. Crore)	0.00	0.00	0.00	
	FOB value of Exports (Rs. Crore)	0.00	0.00	0.00	
A	Import License for Restricted Items	Number of Authorization	2	2	17
		CIF value of imports (Rs. Crore)	7.44	0.02	246.81
B	Export License for Restricted Items	Number of Authorization	18	0	32
		FOB value of Exports (Rs. Crore)	152.04	0.00	179.45

Table 5: Scheme-wise Authorisations/Scripts and FOB/CIF values: Southern Zone RAs (April-October 2017)

Regional Authorities		Chennai	Bangalore	Hyderabad	Cochin	
Reward / Incentive Schemes	Focus Market Scheme	Number of Scripts	82	37	68	4
		Value of Scripts (Rs. Crore)	8.91	1.93	7.86	0.06
		FOB value of Exports (Rs. Crore)	257.02	62.68	265.57	1.92
	Focus Product Scheme	Number of Scripts	237	234	98	47
		Value of Scripts (Rs. Crore)	10.14	13.05	16.75	1.13
		FOB value of Exports (Rs. Crore)	443.10	522.43	805.40	34.98
	Vishesh Krishi & Gram Udyog Yojna	Number of Scripts	22	18	7	33
		Value of Scripts (Rs. Crore)	0.50	0.75	0.16	0.82
		FOB value of Exports (Rs. Crore)	10.69	15.25	3.68	17.94
	Served From India Scheme	Number of Scripts	22	24	9	6
		Value of Scripts (Rs. Crore)	14.82	26.57	3.12	0.26
	Status Holder Incentive Scheme	Number of Scripts	0	1	0	0
		Value of Scripts (Rs. Crore)	0.00	0.63	0.00	0.00
	Incremental Export Incentivisation Scheme	Number of Scripts	18	10	5	2
		Value of Scripts (Rs. Crore)	3.96	3.33	1.53	0.26
	Merchandise Exports From India Scheme	Number of Scripts	6,382	4,263	2,055	2,772
		Value of Scripts (Rs. Crore)	1,002.29	467.40	384.68	270.51
		FOB value of Exports (Rs. Crore)	39,911.03	18,722.18	13,414.40	7,069.69
	Services Exports From India Scheme	Number of Scripts	136	30	78	9
		Value of Scripts (Rs. Crore)	120.76	9.38	43.57	8.44
		FOB value of Exports (Rs. Crore)	33,117.80	715.54	14,928.50	173.20
Total	Number of Scripts	6,899	4,617	2,320	2,873	
	Value of Scripts (Rs. Crore)	1,161.38	523.04	457.67	281.48	
	FOB value of Exports (Rs. Crore)	73,739.64	20,038.08	29,417.55	7,297.73	
Duty Neutralisation Scheme DEPB-Post Exports	Number of Scripts	1	0	0	0	
	Value of Scripts (Rs. Crore)	0.01	0.00	0.00	0.00	
	FOB value of Exports (Rs. Crore)	0.18	0.00	0.00	0.00	
Duty Remission Scheme	Advance Authorization	Number of Authorization	661	903	661	79
		CIF value of imports (Rs. Crore)	3,529.96	14,077.58	6,137.70	495.82
		FOB value of Exports (Rs. Crore)	5,521.19	16,183.41	9,383.95	606.17
	Duty Free Import Authorization	Number of Authorization	7	24	26	0
		CIF value of imports (Rs. Crore)	15.34	47.70	201.09	0.00
		FOB value of Exports (Rs. Crore)	22.07	75.90	241.38	0.00
	Total	Number of Authorization	668	927	687	79
		CIF value of imports (Rs. Crore)	3,545.30	14,125.28	6,338.79	495.82
		FOB value of Exports (Rs. Crore)	5,543.26	16,259.31	9,625.33	606.17
Export Promotion Capital Goods	Number of Authorization	417	614	321	109	
	Duty saved Amount (Rs. Crore)	278.86	250.33	208.73	27.82	
	FOB value of Exports (Rs. Crore)	1,672.49	1,496.25	1,269.20	166.67	
Replenishment License (Gem & Jewellery)	Number of Authorization	1	0	0	0	
	CIF value of imports (Rs. Crore)	3.54	0.00	0.00	0.00	
	FOB value of Exports (Rs. Crore)	354.61	0.00	0.00	0.00	
A	Import License for Restricted Items	Number of Authorization	65	35	27	5
		CIF value of imports (Rs. Crore)	1,426.80	4,349.88	38.54	46.96
B	Export License for Restricted Items	Number of Authorization	21	23	38	0
		FOB value of Exports (Rs. Crore)	36.89	125.45	260.47	0.00

Table 5 (contd.): Scheme-wise Authorisations/Scripts and FOB/CIF values: Southern Zone RAs (April-October 2017)

Regional Authorities		Pondicherry	V'patnam	Coimbatore	Madurai	
Reward / Incentive Schemes	Focus Market Scheme	Number of Scripts	0	1	6	4
		Value of Scripts (Rs. Crore)	0.00	0.04	0.07	0.03
		FOB value of Exports (Rs. Crore)	0.00	1.36	2.49	1.00
	Focus Product Scheme	Number of Scripts	2	1	138	54
		Value of Scripts (Rs. Crore)	0.09	0.00	2.84	0.90
		FOB value of Exports (Rs. Crore)	5.45	0.25	143.15	38.75
	Vishesh Krishi & Gram Udyog Yojna	Number of Scripts	0	0	5	21
		Value of Scripts (Rs. Crore)	0.00	0.00	0.09	0.41
		FOB value of Exports (Rs. Crore)	0.00	0.00	2.09	8.94
	Served From India Scheme	Number of Scripts	0	0	0	2
		Value of Scripts (Rs. Crore)	0.00	0.00	0.00	3.88
	Status Holder Incentive Scheme	Number of Scripts	0	1	0	0
		Value of Scripts (Rs. Crore)	0.00	5.10	0.00	0.00
	Incremental Export Incentivisation Scheme	Number of Scripts	1	0	57	0
		Value of Scripts (Rs. Crore)	0.11	0.00	6.06	0.00
	Merchandise Exports From India Scheme	Number of Scripts	70	753	7,076	1,609
		Value of Scripts (Rs. Crore)	6.05	340.92	401.65	107.92
		FOB value of Exports (Rs. Crore)	222.46	7,746.79	17,730.47	3,710.34
	Services Exports From India Scheme	Number of Scripts	0	9	8	2
		Value of Scripts (Rs. Crore)	0.00	17.52	3.30	1.21
		FOB value of Exports (Rs. Crore)	0.00	705.35	210.45	24.70
Total	Number of Scripts	73	765	7,290	1,692	
	Value of Scripts (Rs. Crore)	6.25	363.58	414.01	114.35	
	FOB value of Exports(Rs.Crore)	227.91	8,453.75	18,088.65	3,783.73	
Duty Neutralisation Scheme DEPB-Post Exports	Number of Scripts	0	0	0	0	
	Value of Scripts (Rs. Crore)	0.00	0.00	0.00	0.00	
	FOB value of Exports (Rs. Crore)	0.00	0.00	0.00	0.00	
Duty Remission Schemes	Advance Authorization	Number of Authorization	115	29	130	79
		CIF value of imports (Rs. Crore)	281.56	147.27	256.75	380.72
		FOB value of Exports (Rs. Crore)	349.79	207.27	513.69	548.90
	Duty Free Import Authorization	Number of Authorization	0	0	5	0
		CIF value of imports (Rs. Crore)	0.00	0.00	21.52	0.00
		FOB value of Exports (Rs. Crore)	0.00	0.00	27.17	0.00
	Total	Number of Authorization	115	29	135	79
		CIF value of imports (Rs. Crore)	281.56	147.27	278.27	380.72
		FOB value of Exports(Rs.Crore)	349.79	207.27	540.86	548.90
	Export Promotion Capital Goods	Number of Authorization	10	125	649	148
		Duty saved Amount (Rs. Crore)	2.00	58.37	196.41	58.59
		FOB value of Exports (Rs. Crore)	11.99	343.41	1,178.11	351.42
Replenishment License (Gem & Jewellery)	Number of Authorization	0	0	0	0	
	CIF value of imports (Rs. Crore)	0.00	0.00	0.00	0.00	
	FOB value of Exports (Rs. Crore)	0.00	0.00	0.00	0.00	
A Import License for Restricted Items	Number of Authorization	1	6	4	0	
	CIF value of imports (Rs. Crore)	0.20	93.94	6.79	0.00	
B Export License for Restricted Items	Number of Authorization	0	0	3	2	
	FOB value of Exports (Rs. Crore)	0.00	0.00	4.53	3.10	

Table 5 (contd.): Scheme-wise Authorisations/Scripts and FOB/CIF values: Southern Zone RAs (April-October 2017)

Regional Authorities		Trivandrum	Belagavi	Vijayawada	Southern Zone Total	
Reward / Incentive Schemes	Focus Market Scheme	Number of Scripts	0	0	0	202
		Value of Scripts (Rs. Crore)	0.00	0.00	0.00	18.90
		FOB value of Exports (Rs. Crore)	0.00	0.00	0.00	592.04
	Focus Product Scheme	Number of Scripts	25	0	1	837
		Value of Scripts (Rs. Crore)	0.06	0.00	0.07	45.03
		FOB value of Exports (Rs. Crore)	3.73	0.00	4.37	2,001.61
	Vishesh Krishi & Gram Udyog Yojna	Number of Scripts	27	1	0	134
		Value of Scripts (Rs. Crore)	0.16	0.00	0.00	2.89
		FOB value of Exports (Rs. Crore)	3.76	0.21	0.00	62.56
	Served From India Scheme	Number of Scripts	5	0	0	68
		Value of Scripts (Rs. Crore)	0.97	0.00	0.00	49.62
	Status Holder Incentive Scheme	Number of Scripts	0	0	0	2
		Value of Scripts (Rs. Crore)	0.00	0.00	0.00	5.72
	Incremental Export Incentivisation Scheme	Number of Scripts	0	0	0	93
		Value of Scripts (Rs. Crore)	0.00	0.00	0.00	15.25
	Merchandise Exports From India Scheme	Number of Scripts	822	41	216	26,059
		Value of Scripts (Rs. Crore)	81.53	2.52	25.47	3,090.94
		FOB value of Exports (Rs. Crore)	2,561.71	85.08	668.53	1,11,842.68
	Services Exports From India Scheme	Number of Scripts	12	0	0	284
		Value of Scripts (Rs. Crore)	5.14	0.00	0.00	209.32
FOB value of Exports (Rs. Crore)		144.38	0.00	0.00	50,019.92	
Total	Number of Scripts	891	42	217	27,679	
	Value of Scripts (Rs. Crore)	87.86	2.52	25.54	3,437.67	
	FOB value of Exports(Rs. Crore)	2,713.58	85.29	672.90	1,64,518.81	
Duty Neutralisation Scheme DEPB-Post Exports	Number of Scripts	0	0	0	1	
	Value of Scripts (Rs. Crore)	0.00	0.00	0.00	0.01	
	FOB value of Exports (Rs. Crore)	0.00	0.00	0.00	0.18	
Duty Remission Scheme	Advance Authorization	Number of Authorization	209	8	4	2,878
		CIF value of imports (Rs. Crore)	1,869.31	1,862.38	3.67	29,042.72
		FOB value of Exports (Rs. Crore)	2,252.10	2,141.94	19.41	37,727.82
	Duty Free Import Authorization	Number of Authorization	2	0	0	64
		CIF value of imports (Rs. Crore)	2.63	0.00	0.00	288.28
		FOB value of Exports (Rs. Crore)	3.22	0.00	0.00	369.74
	Total	Number of Authorization	211	8	4	2,942
		CIF value of imports (Rs. Crore)	1,871.94	1,862.38	3.67	29,331.00
		FOB value of Exports(Rs. Crore)	2,255.32	2,141.94	19.41	38,097.56
Export Promotion Capital Goods	Number of Authorization	17	3	34	2,447	
	Duty saved Amount (Rs. Crore)	3.11	7.99	7.11	1,099.32	
	FOB value of Exports (Rs. Crore)	18.65	47.92	42.48	6,598.59	
Replenishment License (Gem & Jewellery)	Number of Authorization	0	0	0	1	
	CIF value of imports (Rs. Crore)	0.00	0.00	0.00	3.54	
	FOB value of Exports (Rs. Crore)	0.00	0.00	0.00	354.61	
A Import License for Restricted Items	Number of Authorization	2	0	1	146	
	CIF value of imports (Rs. Crore)	0.42	0.00	3.60	5,967.13	
B Export License for Restricted Items	Number of Authorization	0	0	0	87	
	FOB value of Exports (Rs. Crore)	0.00	0.00	0.00	430.44	

Table 6: Scheme-wise Authorisations/Scripts and FOB/CIF values: Northern Zone RAs (April-October 2017)

Regional Authorities		New Delhi	Kanpur	Amritsar	Jaipur	
Reward / Incentive Schemes	Focus Market Scheme	Number of Scripts	250	5	2	6
		Value of Scripts (Rs. Crore)	14.62	0.21	0.02	0.09
		FOB value of Exports (Rs. Crore)	430.77	6.54	0.54	3.08
	Focus Product Scheme	Number of Scripts	976	121	36	125
		Value of Scripts (Rs. Crore)	55.07	3.89	1.14	4.14
		FOB value of Exports (Rs. Crore)	2,028.19	105.35	53.40	131.38
	Vishesh Krishi & Gram Udyog Yojna	Number of Scripts	30	4	2	4
		Value of Scripts (Rs. Crore)	1.11	0.29	0.00	0.10
		FOB value of Exports (Rs. Crore)	23.91	5.84	0.13	2.30
	Served From India Scheme	Number of Scripts	338	0	1	2
		Value of Scripts (Rs. Crore)	84.04	0.00	0.05	0.10
	Status Holder Incentive Scheme	Number of Scripts	8	0	0	0
		Value of Scripts (Rs. Crore)	3.03	0.00	0.00	0.00
	Incremental Export Incentivisation Scheme	Number of Scripts	60	5	2	23
		Value of Scripts (Rs. Crore)	13.88	0.31	0.03	1.97
	Merchandise Exports From India Scheme	Number of Scripts	16,618	2,382	289	2,278
		Value of Scripts (Rs. Crore)	1,607.12	206.98	13.43	193.77
		FOB value of Exports (Rs. Crore)	69,023.00	7,313.02	458.22	5,968.20
	Services Exports From India Scheme	Number of Scripts	899	2	0	15
		Value of Scripts (Rs. Crore)	432.23	0.22	0.00	2.99
		FOB value of Exports (Rs. Crore)	3,96,284.18	7.52	0.00	113.83
Total	Number of Scripts	19,179	2,519	332	2,453	
	Value of Scripts (Rs. Crore)	2,211.10	211.90	14.67	203.16	
	FOB value of Exports (Rs. Crore)	4,67,790.05	7,438.27	512.29	6,218.79	
Duty Neutralisation Scheme DEPB-Post Exports	Number of Scripts	1	0	0	0	
	Value of Scripts (Rs. Crore)	0.10	0.00	0.00	0.00	
	FOB value of Exports (Rs. Crore)	1.48	0.00	0.00	0.00	
Duty Remission Schemes	Advance Authorization	Number of Authorization	1,894	127	26	161
		CIF value of imports (Rs. Crore)	17,442.71	352.47	15.40	816.72
		FOB value of Exports (Rs. Crore)	23,380.01	456.16	19.41	1,191.58
	Duty Free Import Authorization	Number of Authorization	34	0	5	0
		CIF value of imports (Rs. Crore)	624.29	0.00	6.96	0.00
		FOB value of Exports (Rs. Crore)	816.32	0.00	45.50	0.00
	Total	Number of Authorization	1,928	127	31	161
		CIF value of imports (Rs. Crore)	18,067.00	352.47	22.36	816.72
		FOB value of Exports (Rs. Crore)	24,196.33	456.16	64.91	1,191.58
	Export Promotion Capital Goods	Number of Authorization	1,160	257	36	253
Duty saved Amount (Rs. Crore)		793.99	90.04	6.25	638.79	
FOB value of Exports (Rs. Crore)		4,725.79	529.05	37.51	3,860.14	
Replenishment License (Gem & Jewellery)	Number of Authorization	11	0	0	15	
	CIF value of imports (Rs. Crore)	8.10	0.00	0.00	24.56	
	FOB value of Exports (Rs. Crore)	73.42	0.00	0.00	53.24	
A Import License for Restricted Items	Number of Authorization	108	10	0	7	
	CIF value of imports (Rs. Crore)	51,309.77	3.20	0.00	116.45	
B Export License for Restricted Items	Number of Authorization	24	0	0	0	
	FOB value of Exports (Rs. Crore)	381.60	0.00	0.00	0.00	

Table 6 (contd.): Scheme-wise Authorisations/Scripts and FOB/CIF values: Northern Zone RAs (April-October 2017)

Regional Authorities		Varanasi	Jammu	Chandigarh	Moradabad	
Reward / Incentive Schemes	Focus Market Scheme	Number of Scripts	3	0	11	1
		Value of Scripts (Rs. Crore)	0.02	0.00	0.47	0.02
		FOB value of Exports (Rs. Crore)	0.89	0.00	13.95	0.54
	Focus Product Scheme	Number of Scripts	122	0	41	100
		Value of Scripts (Rs. Crore)	3.01	0.00	4.84	3.29
		FOB value of Exports (Rs. Crore)	50.55	0.00	248.41	53.45
	Vishesh Krishi & Gram Udyog Yojna	Number of Scripts	0	1	2	0
		Value of Scripts (Rs. Crore)	0.00	0.00	0.01	0.00
		FOB value of Exports (Rs. Crore)	0.00	0.14	0.43	0.00
	Served From India Scheme	Number of Scripts	0	0	0	0
		Value of Scripts (Rs. Crore)	0.00	0.00	0.00	0.00
	Status Holder Incentive Scheme	Number of Scripts	0	0	0	1
		Value of Scripts (Rs. Crore)	0.00	0.00	0.00	0.32
	Incremental Export Incentivisation Scheme	Number of Scripts	0	0	3	1
		Value of Scripts (Rs. Crore)	0.00	0.00	0.15	0.00
	Merchandise Exports From India Scheme	Number of Scripts	1,230	32	504	1,939
		Value of Scripts (Rs. Crore)	77.15	2.26	54.46	139.14
		FOB value of Exports (Rs. Crore)	1,578.15	48.09	1,910.26	3,574.61
	Services Exports From India Scheme	Number of Scripts	0	0	1	0
		Value of Scripts (Rs. Crore)	0.00	0.00	0.06	0.00
		FOB value of Exports (Rs. Crore)	0.00	0.00	1.45	0.00
Total	Number of Scripts	1,355	33	562	2,042	
	Value of Scripts (Rs. Crore)	80.18	2.26	59.99	142.77	
	FOB value of Exports(Rs. Crore)	1,629.59	48.23	2,174.50	3,628.60	
Duty Neutralisation Scheme DEPB-Post Exports	Number of Scripts	1	0	0	0	
	Value of Scripts (Rs. Crore)	0.08	0.00	0.00	0.00	
	FOB value of Exports (Rs. Crore)	1.21	0.00	0.00	0.00	
Duty Remission Scheme	Advance Authorization	Number of Authorization	11	2	101	22
		CIF value of imports (Rs. Crore)	23.45	37.76	1,021.83	47.59
		FOB value of Exports (Rs. Crore)	32.06	43.58	1,253.54	55.80
	Duty Free Import Authorization	Number of Authorization	0	0	0	0
		CIF value of imports (Rs. Crore)	0.00	0.00	0.00	0.00
		FOB value of Exports (Rs. Crore)	0.00	0.00	0.00	0.00
	Total	Number of Authorization	11	2	101	22
		CIF value of imports(Rs. Crore)	23.45	37.76	1,021.83	47.59
		FOB value of Exports(Rs. Crore)	32.06	43.58	1,253.54	55.80
Export Promotion Capital Goods	Number of Authorization	11	2	89	25	
	Duty saved Amount (Rs. Crore)	1.51	0.31	31.87	4.59	
	FOB value of Exports (Rs. Crore)	11.94	0.47	186.81	27.57	
Replenishment License (Gem & Jewellery)	Number of Authorization	0	0	0	0	
	CIF value of imports (Rs. Crore)	0.00	0.00	0.00	0.00	
	FOB value of Exports (Rs. Crore)	0.00	0.00	0.00	0.00	
A Import License for Restricted Items	Number of Authorization	0	0	5	2	
	CIF value of imports (Rs. Crore)	0.00	0.00	1.04	4.36	
B Export License for Restricted Items	Number of Authorization	1	0	1	0	
	FOB value of Exports (Rs. Crore)	0.09	0.00	9.66	0.00	

Table 6 (contd.): Scheme-wise Authorisations/Scripts and FOB/CIF values: Northern Zone RAs (April-October 2017)

Regional Authorities		Ludhiana	Panipat	Dehradun	Srinagar	Northern Zone Total	
Reward / Incentive Schemes	Focus Market Scheme	Number of Scripts	25	14	0	0	317
		Value of Scripts (Rs. Crore)	0.64	0.24	0.00	0.00	16.33
		FOB value of Exports (Rs. Crore)	20.15	6.93	0.00	0.00	483.39
	Focus Product Scheme	Number of Scripts	155	98	7	39	1,820
		Value of Scripts (Rs. Crore)	4.29	5.28	0.13	1.56	86.64
		FOB value of Exports (Rs. Crore)	113.03	236.01	2.34	26.16	3,048.27
	Vishesh Krishi & Gram Udyog Yojna	Number of Scripts	2	1	0	1	47
		Value of Scripts (Rs. Crore)	0.17	0.01	0.00	0.11	1.80
		FOB value of Exports (Rs. Crore)	3.76	0.31	0.00	2.27	39.09
	Served From India Scheme	Number of Scripts	1	0	0	0	342
		Value of Scripts (Rs. Crore)	0.30	0.00	0.00	0.00	84.49
	Status Holder Incentive Scheme	Number of Scripts	1	0	0	0	10
		Value of Scripts (Rs. Crore)	1.35	0.00	0.00	0.00	4.71
	Incremental Export Incentivisation Scheme	Number of Scripts	7	5	0	2	108
		Value of Scripts (Rs. Crore)	1.87	6.25	0.00	0.00	24.46
	Merchandise Exports From India Scheme	Number of Scripts	4,004	1,803	165	260	31,504
		Value of Scripts (Rs. Crore)	232.53	205.96	9.43	9.30	2,751.53
		FOB value of Exports (Rs. Crore)	9,024.50	6,993.40	261.22	213.53	1,06,366.20
	Services Exports From India Scheme	Number of Scripts	0	0	1	1	919
		Value of Scripts (Rs. Crore)	0.00	0.00	0.22	0.09	435.81
		FOB value of Exports (Rs. Crore)	0.00	0.00	4.48	3.10	3,96,414.56
Total	Number of Scripts	4,195	1,921	173	303	35,067	
	Value of Scripts (Rs. Crore)	241.15	217.74	9.78	11.06	3,405.77	
	FOB value of Exports(Rs.Crore)	9,161.44	7,236.65	268.04	245.06	5,06,351.51	
Duty Neutralisation Scheme DEPB-Post Exports	Number of Scripts	1	0	0	0	3	
	Value of Scripts (Rs. Crore)	0.02	0.00	0.00	0.00	0.20	
	FOB value of Exports (Rs. Crore)	0.35	0.00	0.00	0.00	3.04	
Duty Remission Scheme	Advance Authorization	Number of Authorization	107	24	47	1	2,523
		CIF value of imports (Rs. Crore)	354.31	206.68	9.20	1.95	20,330.07
		FOB value of Exports (Rs. Crore)	428.73	406.57	15.61	2.26	27,285.31
	Duty Free Import Authorization	Number of Authorization	28	0	0	0	67
		CIF value of imports (Rs. Crore)	116.21	0.00	0.00	0.00	747.46
		FOB value of Exports (Rs. Crore)	204.71	0.00	0.00	0.00	1,066.53
	Total	Number of Authorization	135	24	47	1	2,590
		CIF value of imports(Rs. Crore)	470.52	206.68	9.20	1.95	21,077.53
		FOB value of Exports(Rs.Crore)	633.44	406.57	15.61	2.26	28,351.84
	Export Promotion Capital Goods	Number of Authorization	303	156	23	4	2,319
Duty saved Amount (Rs. Crore)		99.80	49.84	4.78	0.20	1,721.98	
FOB value of Exports (Rs. Crore)		591.41	298.08	28.68	0.29	10,297.74	
Replenishment License (Gem & Jewellery)	Number of Authorization	0	0	0	0	26	
	CIF value of imports (Rs. Crore)	0.00	0.00	0.00	0.00	32.66	
	FOB value of Exports (Rs. Crore)	0.00	0.00	0.00	0.00	126.66	
A Import License for Restricted Items	Number of Authorization	3	0	1	1	137	
	CIF value of imports (Rs. Crore)	6.27	0.00	1,055.50	0.08	52,496.67	
B Export License for Restricted Items	Number of Authorization	1	0	0	0	27	
	FOB value of Exports (Rs. Crore)	0.54	0.00	0.00	0.00	391.89	

Table 7: Scheme-wise Authorisations/Scripts and FOB/CIF values: Others (April-October 2017)

Reward / Incentive Schemes	Focus Market Scheme	Number of Scripts	16
		Value of Scripts (Rs. Crore)	0.75
		FOB value of Exports (Rs. Crore)	22.61
	Focus Product Scheme	Number of Scripts	55
		Value of Scripts (Rs. Crore)	3.25
		FOB value of Exports (Rs. Crore)	184.55
	Vishesh Krishi & Gram Udyog Yojna	Number of Scripts	0
		Value of Scripts (Rs. Crore)	0.00
		FOB value of Exports (Rs. Crore)	0.00
	Served From India Scheme	Number of Scripts	0
		Value of Scripts (Rs. Crore)	0.00
	Status Holder Incentive Scheme	Number of Scripts	1
		Value of Scripts (Rs. Crore)	0.39
	Incremental Export Incentivisation Scheme	Number of Scripts	0
		Value of Scripts (Rs. Crore)	0.00
Merchandise Exports From India Scheme	Number of Scripts	7,653	
	Value of Scripts (Rs. Crore)	1,589.03	
	FOB value of Exports (Rs. Crore)	60,807.05	
Services Exports From India Scheme	Number of Scripts	406	
	Value of Scripts (Rs. Crore)	329.52	
	FOB value of Exports (Rs. Crore)	2,28,657.21	
Total	Number of Scripts	8,131	
	Value of Scripts (Rs. Crore)	1,922.94	
	FOB value of Exports (Rs. Crore)	2,89,671.42	
Duty Neutralisation Scheme DEPB-Post Exports	Number of Scripts	0	
	Value of Scripts (Rs. Crore)	0.00	
	FOB value of Exports (Rs. Crore)	0.00	
Duty Remission Scheme	Advance Authorization	Number of Authorization	8
		CIF value of imports (Rs. Crore)	35.30
		FOB value of Exports (Rs. Crore)	45.73
	Duty Free Import Authorization (DFIA)	Number of Authorization	0
		CIF value of imports (Rs. Crore)	0.00
		FOB value of Exports (Rs. Crore)	0.00
	Total	Number of Authorization	8
		CIF value of imports (Rs. Crore)	35.30
		FOB value of Exports (Rs. Crore)	45.73
Export Promotion Capital Goods	Number of Authorization	3	
	Duty saved Amount (Rs. Crore)	2.25	
	FOB value of Exports (Rs. Crore)	13.49	
Replenishment License (Gem & Jewellery)	Number of Authorization	0	
	CIF value of imports (Rs. Crore)	0.00	
	FOB value of Exports (Rs. Crore)	0.00	
A Import License for Restricted Items	Number of Authorization	4	
	CIF value of imports (Rs. Crore)	9.97	
B Export License for Restricted Items	Number of Authorization	0	
	FOB value of Exports (Rs. Crore)	0.00	

Table 8: Monitoring of Export Obligation under Advance Authorisation Scheme (April-October 2017)

S. No.	Regional Authorities	Authorisation issued (Net)			EO Fulfilled		Unredeemed	
		No.	CIF (Rs. Crore)	EO (Rs. Crore)	No.	EO (Rs. Crore)	No.	EO (Rs. Crore)
1	Ahmedabad	783	5340.67	7341.18	0	0.00	783	7341.18
2	Amritsar	26	15.39	19.39	0	0.00	26	19.39
3	Bangalore	904	14123.85	16195.34	3	5.08	901	16190.26
4	Bhopal	170	1429.23	2015.81	5	8.71	165	2007.10
5	Chandigarh	101	1022.21	1248.45	0	0.00	101	1248.45
6	Chennai	665	3517.77	5646.76	0	0.55	665	5646.21
7	Cochin	75	485.00	592.00	0	0.00	75	592.00
8	Coimbatore	117	228.38	466.03	0	0.00	117	466.03
9	Cuttack	28	163.95	415.20	0	0.00	28	415.20
10	Dehradun	44	8.19	14.58	0	0.00	44	14.58
11	Goa	59	77.01	144.02	0	0.00	59	144.02
12	Guwahati	0	0.00	0.00	0	0.00	0	0.00
13	Hyderabad	661	6099.63	9383.96	0	0.00	661	9383.96
14	Jaipur	162	837.56	1230.88	4	41.67	158	1189.21
15	Jammu	2	37.75	43.57	0	0.00	2	43.57
16	Kanpur	89	153.90	199.15	3	4.69	86	194.46
17	Kolkata	0	0.00	0.00	0	0.00	0	0.00
18	Ludhiana	106	352.64	426.76	0	0.00	106	426.76
19	Madurai	79	380.76	548.92	0	0.00	79	548.92
20	Moradabad	0	0.00	0.00	0	0.00	0	0.00
21	Mumbai	3538	26562.12	68615.37	10	7.11	3528	68608.26
22	Nagpur	26	44.01	57.57	0	0.00	26	57.57
23	New Delhi	1891	17475.00	23352.00	6	60.00	1885	23292.00
24	Panipat	21	199.47	397.41	0	0.00	21	397.41
25	Patna	0	0.00	0.00	0	0.00	0	0.00
26	Pondicherry	117	286.22	356.03	0	0.00	117	356.03
27	Pune	177	2151.66	3956.97	0	0.00	177	3956.97
28	Raipur	19	10.02	12.12	0	0.00	19	12.12
29	Rajkot	0	0.00	0.00	0	0.00	0	0.00
30	Shillong	0	0.00	0.00	0	0.00	0	0.00
31	Srinagar	1	0.00	2.27	0	0.00	1	2.27
32	Surat	150	833.67	1104.32	0	0.00	150	1104.32
33	Trivandrum	208	1871.00	2239.40	0	0.00	208	2239.40
34	Vadodara	490	8678.41	10739.85	0	0.00	490	10739.85
35	Varanasi	11	24.53	28.32	0	0.00	11	28.32
36	Vishakhapatnam	0	0.00	0.00	0	0.00	0	0.00
Total		10720	92410.00	156793.62	31	127.81	10689	156665.81

Note: (i) Net Authorisations: Authorisations issued-Surrendered/Cancelled

(ii) Unredeemed includes the cases where the files sent to ECA of DGFT

Table 9: Monitoring of Export Obligation under Advance Authorisation Scheme issued upto March, 2017 (Status of Fulfilment as on October, 2017)

S. No.	Regional Authorities	Authorisation issued (Net)			EO Fulfilled		Unredeemed	
		No.	CIF (Rs. Crore)	EO (Rs. Crore)	No.	EO (Rs. Crore)	No.	EO (Rs. Crore)
1	Ahmedabad	39737	56469.80	77531.31	33455	54048.87	6282	23482.44
2	Amritsar	1359	644.55	1361.40	1284	900.72	75	460.68
3	Bangalore	46102	126567.03	169078.43	41548	105898.69	4554	63179.74
4	Bhopal	7776	30730.90	41342.58	6824	28320.01	952	13022.57
5	Chandigarh	5034	18840.06	22139.36	4332	14790.83	702	7348.53
6	Chennai	26018	101646.18	184818.15	21488	110999.23	4530	73818.92
7	Cochin	9782	21935.00	28987.00	9260	25404.00	522	3583.00
8	Coimbatore	8589	10446.84	15817.63	7487	11165.59	1102	4652.04
9	Cuttack	566	2964.59	5022.38	486	3711.34	80	1311.04
10	Dehradun	739	9927.93	18799.74	577	13609.70	162	5190.04
11	Goa	1263	2278.06	3276.49	729	1803.99	534	1472.50
12	Guwahati	346	301.39	542.41	314	511.46	32	30.95
13	Hyderabad	29602	108725.18	151912.81	23957	81411.66	5645	70501.15
14	Jaipur	5822	9434.47	13601.85	5320	10423.20	502	3178.65
15	Jammu	54	105.13	119.48	39	27.12	15	92.36
16	Kanpur	3800	6609.44	9433.66	3362	8675.61	438	758.05
17	Kolkata	29554	64940.09	114768.61	27685	91645.10	1869	23123.51
18	Ludhiana	10601	13588.43	18490.15	9733	14517.57	868	3972.58
19	Madurai	7340	75246.78	86024.92	6816	21224.35	524	64800.57
20	Moradabad	316	995.90	2027.54	211	344.43	105	1683.11
21	Mumbai	123046	1134782.58	1569187.53	105744	1195047.98	17302	374139.55
22	Nagpur	446	9604.43	11441.55	196	2137.80	250	9303.75
23	New Delhi	58211	186842.00	255161.00	50668	178925.00	7543	76236.00
24	Panipat	1466	5077.17	7997.04	1104	5654.39	362	2342.65
25	Patna	685	295.46	426.10	664	401.51	21	24.59
26	Pondicherry	1645	2642.61	3301.19	1232	2446.63	413	854.56
27	Pune	17499	40335.17	72327.35	15692	45117.66	1807	27209.69
28	Raipur	84	51.75	201.26	55	107.02	29	94.24
29	Rajkot	4834	5181.12	7662.63	4385	6261.20	449	1401.43
30	Shillong	0	0.00	0.00	0	0.00	0	0.00
31	Srinagar	2	4.67	6.03	0	0.00	2	6.03
32	Surat	3595	8872.30	13124.98	2840	7159.13	755	5965.85
33	Trivandrum	941	4499.47	5796.62	498	1917.07	443	3879.55
34	Vadodara	18745	170900.41	202334.89	15935	106051.25	2810	96283.64
35	Varanasi	1680	578.76	1188.16	1513	948.83	167	239.33
36	Vishakhapatnam	1160	13834.47	14983.10	1034	14267.98	126	715.12
Total		468439	2245900.12	3130235.34	406467	2165876.92	61972	964358.42

Note: (i) Net Authorisations: Authorisations issued-Surrendered/Cancelled

(ii) Unredeemed includes the cases where the files sent to ECA of DGFT

Table 10: Monitoring of Export Obligation under EPCG Scheme (April-October 2017)

S. No.	Regional Authorities	Authorisations issued				EO fulfilled			Un-redeemed		
		No.	CIF/ duty saved amount (Rs. Crore)	EO Refixed /Fixed		No.	EO Refixed /Fixed		No.	EO Refixed /Fixed	
				Avg (Rs. Crore)	Addl Spec (Rs. Crore)		Avg (Rs. Crore)	Addl Spec (Rs. Crore)		Avg (Rs. Crore)	Addl Spec (Rs. Crore)
1	Ahmedabad	512	497.71	57626.59	2943.01	0	0.00	0.00	512	57626.59	2943.01
2	Amritsar	34	5.83	0.00	34.12	0	0.00	0.00	34	0.00	34.12
3	Bangalore	121	3.19	463.82	8.78	14	83.69	0.58	107	380.12	8.20
4	Bhopal	120	31.01	4970.94	203.75	0	0.00	0.00	120	4970.94	203.75
5	Chandigarh	0	0.00	0.00	0.00	0	0.00	0.00	0	0.00	0.00
6	Chennai	0	0.00	0.00	0.00	0	0.00	0.00	0	0.00	0.00
7	Cochin	109	27.23	3742.12	166.00	1	0.00	0.70	108	3742.12	165.30
8	Coimbatore	649	196.05	14496.37	1175.90	6	0.58	9.42	643	14495.79	1166.48
9	Cuttack	62	29.75	0.00	177.00	0	0.00	0.00	62	0.00	177.00
10	Dehradun	21	4.88	24.29	0.00	0	0.00	0.00	21	24.29	0.00
11	Goa	22	4.96	940.71	0.00	0	0.00	0.00	22	940.71	0.00
12	Guwahati	0	0.00	0.00	0.00	0	0.00	0.00	0	0.00	0.00
13	Hyderabad	321	216.12	30270.36	1269.19	2	0.00	1.68	319	30270.36	1267.51
14	Jaipur	256	648.03	5405.64	3864.43	0	0.00	0.00	256	5405.64	3864.43
15	Jammu	2	0.31	0.00	0.47	0	0.00	0.00	2	0.00	0.47
16	Kanpur	218	81.61	479.73	0.00	0	0.00	0.00	218	479.73	0.00
17	Kolkata	0	0.00	0.00	0.00	0	0.00	0.00	0	0.00	0.00
18	Ludhiana	311	8635.16	3462.97	3435.29	4	120.76	1.56	307	3342.21	3433.73
19	Madurai	158	58.96	288.50	358.54	9	0.00	178.68	149	288.50	179.86
20	Moradabad	0	0.00	0.00	0.00	0	0.00	0.00	0	0.00	0.00
21	Mumbai	1195	1541.63	261318.86	8956.61	5	33.74	8.86	1190	261285.12	8947.75
22	Nagpur	27	14.16	62.11	57.62	0	0.00	0.00	27	62.11	57.62
23	New Delhi	1160	778.60	0.00	4620.16	0	0.00	0.00	1160	0.00	4620.16
24	Panipat	0	0.00	0.00	0.00	0	0.00	0.00	0	0.00	0.00
25	Patna	7	2.37	0.00	14.27	0	0.00	0.00	7	0.00	14.27
26	Pondicherry	10	2.00	27.57	11.99	0	0.00	0.00	10	27.57	11.99
27	Pune	173	99.97	43856.99	594.48	8	26.17	68.40	165	43830.82	526.08
28	Raipur	10	5.20	39.22	31.16	0	0.00	0.00	10	39.22	31.16
29	Rajkot	0	0.00	0.00	0.00	0	0.00	0.00	0	0.00	0.00
30	Shillong	0	0.00	0.00	0.00	0	0.00	0.00	0	0.00	0.00
31	Srinagar	2	0.14	0.00	0.20	0	0.00	0.00	2	0.00	0.20
32	Surat	1397	240.25	16501.52	1469.56	0	0.00	0.00	1397	16501.52	1469.56
33	Trivandrum	17	6.00	93.37	17.25	0	93.37	0.00	17	0.00	17.25
34	Vadodara	76	114.56	2207.13	687.40	4	6.90	2.39	72	2200.23	685.01
35	Varanasi	11	0.02	0.25	0.12	0	0.00	0.00	11	0.25	0.12
36	Vishakhapatnam	0	0.00	0.00	0.00	0	0.00	0.00	0	0.00	0.00
Total		7001	13245.71	446279.06	30097.30	53	365.21	272.27	6948	445913.85	29825.03

Table 11: Monitoring of Export Obligation under EPCG Scheme issued upto March, 2017 (Status of Fulfilment as on October 2017) (Where EO period has not expired)

S. No.	Regional Authorities	Authorisations issued				EO fulfilled			Un-redeemed		
		No.	CIF/ duty saved amount (Rs. Crore)	EO Refixed /Fixed		No.	EO Refixed /Fixed		No.	EO Refixed /Fixed	
				Avg (Rs. Crore)	Addl Spec (Rs. Crore)		Avg (Rs. Crore)	Addl Spec (Rs. Crore)		Avg (Rs. Crore)	Addl Spec (Rs. Crore)
1	Ahmedabad	9264	8139.70	796517.18	48996.85	4200	182675.26	44886.29	5064	613841.91	4110.56
2	Amritsar	1430	190.96	567.97	1244.30	615	103.62	468.70	815	464.35	775.59
3	Bangalore	8035	2473.29	135991.65	16022.47	2760	72311.21	6169.79	5275	63680.45	9852.69
4	Bhopal	3745	1469.94	62617.89	10249.16	1553	21185.86	4547.70	2192	41432.03	5701.46
5	Chandigarh	2578	949.53	18344.57	6141.63	1277	11057.76	3025.81	1301	7286.81	3115.82
6	Chennai	9392	10405.22	2109218.32	51824.62	2299	334597.29	9539.09	7093	1774621.03	42285.53
7	Cochin	1978	1386.73	56462.50	4578.73	587	28927.15	1477.20	1391	27535.35	3101.53
8	Coimbatore	12488	3576.89	427287.60	25168.23	5086	190420.89	9619.94	7402	236866.71	15548.29
9	Cuttack	1195	1606.10	0.00	10439.44	456	0.00	2662.58	739	0.00	7776.86
10	Dehradun	534	639.74	7371.29	3212.63	174	2069.51	1297.46	360	5301.78	1915.17
11	Goa	691	405.92	187060.62	14679.84	297	63518.46	4270.97	394	123542.16	10408.87
12	Guwahati	76	61.03	0.00	138.42	27	0.00	38.30	49	0.00	100.12
13	Hyderabad	12773	22445.17	409633.67	46718.42	4953	175532.45	20841.66	7820	234101.22	25876.76
14	Jaipur	3290	3033.72	28724.84	23009.33	940	14129.29	3257.08	2350	14595.55	19752.25
15	Jammu	48	8.32	0.00	34.55	12	0.00	9.55	36	0.00	25.00
16	Kanpur	6495	1537.36	79970.96	7294.93	3479	44255.19	3625.80	3016	35715.77	3669.13
17	Kolkata	12391	14515.27	1671140.40	96751.81	5065	412614.49	35455.75	7326	1258525.91	61296.06
18	Ludhiana	12086	3433.02	19327.62	30192.29	5377	14523.30	16837.25	6709	4804.32	13355.04
19	Madurai	3155	1188.73	55760.73	8397.86	1250	16869.20	2652.44	1905	38891.53	5745.42
20	Moradabad	342	346.78	812.84	2116.37	160	294.46	560.20	182	518.38	1556.17
21	Mumbai	27062	38967.85	2998233.68	275347.56	9902	534643.20	65111.53	17160	2463590.48	210236.03
22	Nagpur	805	410.76	9185.69	2585.00	167	73.56	557.13	638	9112.13	2027.87
23	New Delhi	24084	63442.00	0.00	187245.00	10344	0.00	75078.00	13740	0.00	112167.00
24	Panipat	2494	1588.62	27208.93	10398.46	125	642.15	97.08	2369	26566.78	10301.38
25	Patna	257	78.69	0.00	576.59	73	0.00	212.64	184	0.00	363.95
26	Pondicherry	367	61.23	728.17	334.03	74	200.49	68.72	293	527.68	265.31
27	Pune	5989	3261.96	397491.91	20269.33	1729	245958.11	4999.06	4260	151533.80	15270.27
28	Raipur	262	117.89	1746.69	744.35	70	170.73	88.45	192	1575.97	655.90
29	Rajkot	396	299.68	4893.38	972.21	183	1892.61	326.01	213	3000.77	646.20
30	Shillong	17	25.99	0.00	52.02	0	0.00	0.00	17	0.00	52.02
31	Srinagar	14	2.54	5.27	5.48	0	0.00	0.00	14	5.27	5.48
32	Surat	21103	25816.87	123353.13	62991.98	4799	8144.62	5238.06	16304	115208.51	57753.92
33	Trivandrum	1047	992.34	3723.04	1751.40	519	3723.04	575.51	528	0.00	1175.89
34	Vadodara	1593	1904.37	54096.88	14120.77	620	39618.96	4747.09	973	14477.92	9373.68
35	Varanasi	720	158.62	4732.90	1491.81	145	781.37	430.87	575	3951.53	1060.94
36	V'patnam	1659	762.34	170978.97	2777.46	519	9819.70	562.35	1140	161159.27	2215.11
Total		189855	215705.16	9863189.29	988875.33	69836	2430753.93	329336.05	120019	7432435.36	659539.28

Table 12: Monitoring of Export Obligation under EPCG Scheme (Status of Fulfilment as on October 2017) (Where EO period has expired)

S. No.	Regional Authorities	Authorisations issued				EO fulfilled			Un-redeemed		
		No.	CIF/ duty saved amount (Rs. Crore)	EO Refixed /Fixed		No.	EO Refixed /Fixed		No.	EO Refixed /Fixed	
				Avg (Rs. Crore)	Addl Spec (Rs. Crore)		Avg (Rs. Crore)	Addl Spec (Rs. Crore)		Avg (Rs. Crore)	Addl Spec (Rs. Crore)
1	Ahmedabad	402	728.68	3375.74	3901.46	344	2735.28	3314.34	0	0.00	0.00
2	Amritsar	57	18.91	0.20	82.98	57	0.20	82.98	0	0.00	0.00
3	Bangalore	8693	2909.00	227443.29	19499.52	6647	129736.28	12981.12	1652	92864.11	6052.07
4	Bhopal	335	354.65	1523.29	3354.01	296	1415.92	2725.91	11	90.55	97.22
5	Chandigarh	32	32.73	89.69	151.27	21	86.82	110.09	4	0.41	10.90
6	Chennai	8123	36009.95	267211.76	34139.72	5835	178308.99	21838.25	1920	80983.91	11583.76
7	Cochin	1564	1269.54	20382.71	3287.37	1335	18689.13	2481.64	137	708.72	516.21
8	Coimbatore	14424	5118.68	203202.28	39085.94	11714	113741.98	32106.75	2191	85960.07	5893.75
9	Cuttack	76	715.31	0.00	3957.99	66	0.00	3943.30	4	0.00	11.09
10	Dehradun	0	0.00	0.00	0.00	0	0.00	0.00	0	0.00	0.00
11	Goa	541	169.94	32714.72	1482.70	457	28275.61	1105.11	53	3282.50	363.06
12	Guwahati	14	3.68	0.00	15.33	9	0.00	12.22	2	0.00	0.88
13	Hyderabad	500	520.92	5356.39	2564.11	415	4513.82	2318.82	38	699.31	139.49
14	Jaipur	2256	1411.44	18707.96	10430.85	1759	11023.11	8787.93	299	7409.78	1338.58
15	Jammu	14	1.78	0.00	10.08	9	0.00	8.45	3	0.00	1.44
16	Kanpur	55	53.88	72.25	241.44	48	65.54	185.66	1	0.00	0.82
17	Kolkata	331	207.49	362.53	874.45	285	318.74	750.93	8	9.48	33.80
18	Ludhiana	4205	5211.44	13820.56	17335.22	3759	13077.84	15082.18	413	742.72	2150.19
19	Madurai	3893	1567.62	104805.47	10751.66	3575	102345.49	10046.95	209	617.79	440.98
20	Moradabad	0	0.00	0.00	0.00	0	0.00	0.00	0	0.00	0.00
21	Mumbai	21308	44230.06	1184704.29	298139.31	17015	833995.62	250474.29	3183	332082.06	38970.89
22	Nagpur	0	0.00	0.00	0.00	0	0.00	0.00	0	0.00	0.00
23	New Delhi	17177	89263.00	0.00	112634.00	14349	0.00	97965.00	1801	0.00	11212.00
24	Panipat	2121	2852.01	22576.14	20285.69	1283	14909.06	7108.17	774	7425.75	12988.82
25	Patna	8	7.91	0.00	34.31	4	0.00	16.51	1	0.00	11.82
26	Pondicherry	0	0.00	0.00	0.00	0	0.00	0.00	0	0.00	0.00
27	Pune	4106	2739.68	151361.88	23139.82	2899	129276.62	12075.90	1032	16404.63	9833.92
28	Raipur	1	0.03	0.00	0.23	1	0.00	0.23	0	0.00	0.00
29	Rajkot	993	910.51	32245.64	2867.12	748	31321.53	2097.86	202	-644.39	614.80
30	Shillong	0	0.00	0.00	0.00	0	0.00	0.00	0	0.00	0.00
31	Srinagar	0	0.00	0.00	0.00	0	0.00	0.00	0	0.00	0.00
32	Surat	2962	2568.91	9914.58	5699.32	2134	7385.46	2850.52	704	2300.55	2697.80
33	Trivandrum	0	0.00	0.00	0.00	0	0.00	0.00	0	0.00	0.00
34	Vadodara	1547	1606.67	17630.29	11327.62	1337	16919.70	9981.12	113	340.86	868.63
35	Varanasi	425	328.37	6328.33	1861.19	386	5581.68	1784.03	25	735.64	33.56
36	VPatnam	639	973.23	13144.63	2476.77	465	8989.65	1786.06	146	3840.56	432.75
Total		96802	201786.02	2336974.62	629631.49	77252	1652714.07	504022.32	14926	635855.01	106299.22