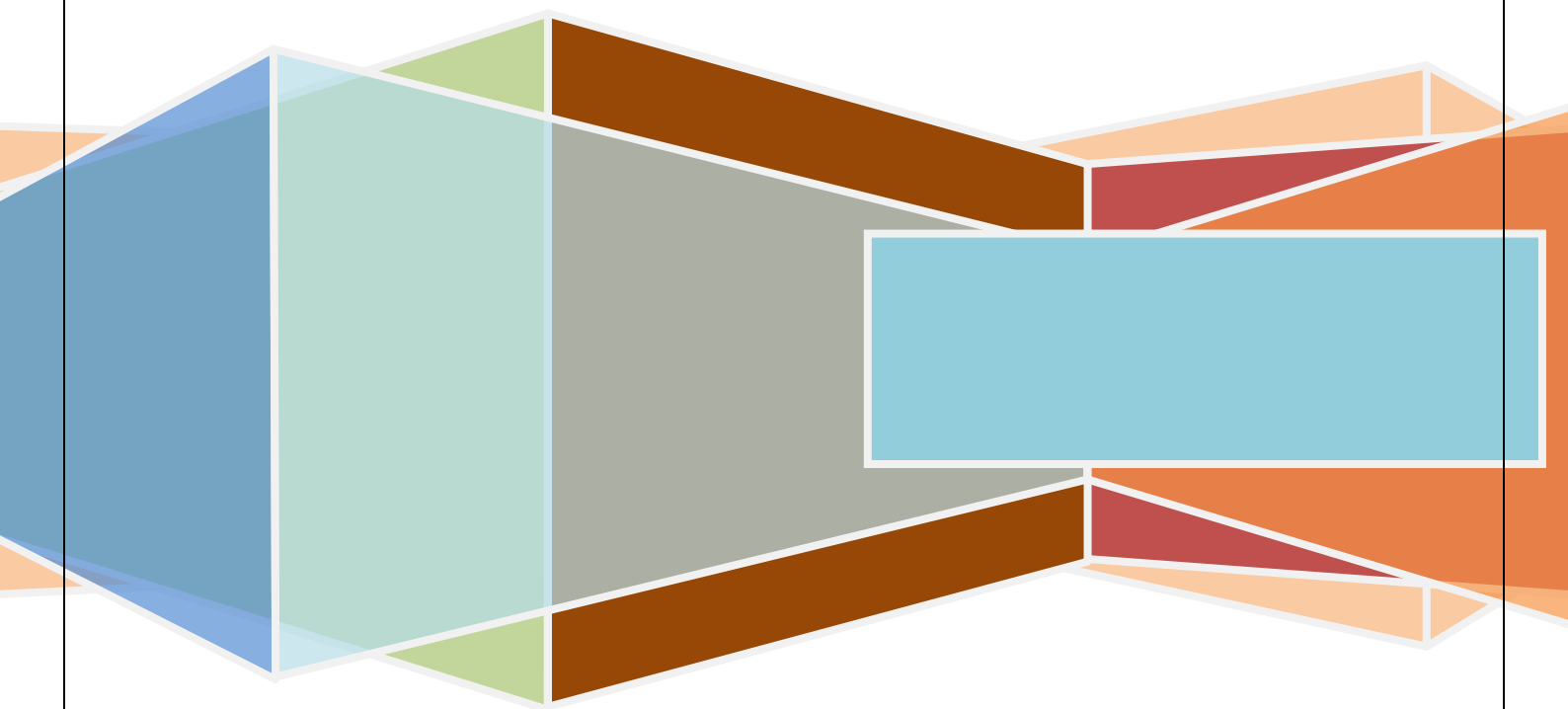


# Monthly MIS Report on Export Promotion Schemes

16 October, 2017



**Government of India  
Ministry of Commerce and Industry  
Department of Commerce  
Directorate General of Foreign Trade  
Statistics Division  
(MIS Unit)**

*Suggestions/feedback may be sent to Dr. P C Mishra, Statistical Advisor by e-mail at [pc.mishra@gov.in](mailto:pc.mishra@gov.in)*



## CONTENTS

<b>Introduction</b> .....	1
Importer-Exporter Code (IEC) .....	1
Merchandise Exports From India Scheme (MEIS) .....	2
Services Exports From India Scheme (SEIS).....	3
Other Export Promotion Schemes Under Earlier Foreign Trade Policies.....	5
Duty Remission Schemes .....	5
Export Promotion Of Capital Goods (EPCG) Scheme.....	6
Export Authorization.....	7
Import Authorization.....	7
Export Promotion Scheme-wise share in issuance of scrips/authorizations.....	7
Monitoring of Export Obligation under Advance Authorisation .....	8
Monitoring of Export Obligation under Export Promotion Capital Goods (EPCG) Scheme .....	9
Table 1: Status of Importer-Exporter Code (IEC) during September 2017.....	10
Table 2: Scheme-wise Authorisations/Scrips and FOB/CIF values: All India (April-September 2017).....	11
Table 3: Scheme-wise Authorisations/Scrips and FOB/CIF values: Western Zone RAs (April-September 2017) .....	12
Table 3 (contd.): Scheme-wise Authorisations/Scrips and FOB/CIF values: Western Zone RAs (April-September 2017) .....	13
Table 3 (contd.): Scheme-wise Authorisations/Scrips and FOB/CIF values: Western Zone RAs (April-September 2017) .....	14
Table 4: Scheme-wise Authorisations/Scrips and FOB/CIF values: Eastern Zone RAs (April-September 2017) .....	15
Table 4 (contd.): Scheme-wise Authorisations/Scrips and FOB/CIF values: Eastern Zone RAs (April-September 2017) .....	16
Table 5: Scheme-wise Authorisations/Scrips and FOB/CIF values: Southern Zone RAs (April-September 2017) .....	17
Table 5 (contd.): Scheme-wise Authorisations/Scrips and FOB/CIF values: Southern Zone RAs (April-September 2017) .....	18
Table 5 (contd.): Scheme-wise Authorisations/Scrips and FOB/CIF values: Southern Zone RAs (April-September 2017) .....	19
Table 6: Scheme-wise Authorisations/Scrips and FOB/CIF values: Northern Zone RAs (April-September 2017) .....	20

Table 6 (contd.): Scheme-wise Authorisations/Scraps and FOB/CIF values: Northern Zone RAs (April-September 2017) .....	21
Table 6 (contd.): Scheme-wise Authorisations/Scraps and FOB/CIF values: Northern Zone RAs (April-September 2017) .....	22
Table 7: Scheme-wise Authorisations/Scraps and FOB/CIF values: Others (April-September 2017) .....	23
Table 8: Monitoring of Export Obligation under Advance Authorisation Scheme (April-September 2017).....	24
Table 9: Monitoring of Export Obligation under Advance Authorisation Scheme issued upto March, 2017 (Status of Fulfilment as on September, 2017) .....	25
Table 10: Monitoring of Export Obligation under EPCG Scheme (April-September 2017) .....	26
Table 11: Monitoring of Export Obligation under EPCG Scheme issued upto March, 2017 (Status of Fulfilment as on September 2017) (Where EO period has not expired) .....	27
Table 12: Monitoring of Export Obligation under EPCG Scheme (Status of Fulfilment as on September 2017) (Where EO period has expired) .....	28

## INTRODUCTION

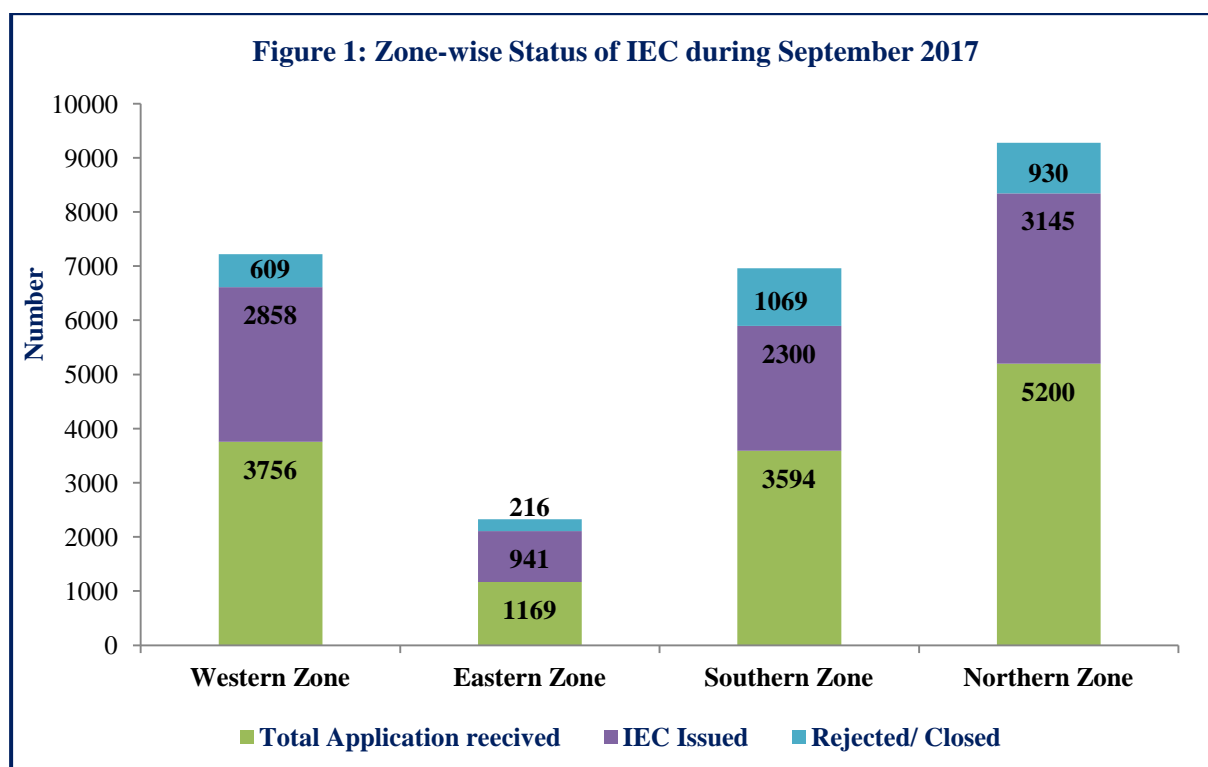
Directorate General of Foreign Trade (DGFT) issues various types of scrips/ authorizations under different export promotion schemes through its Regional Authorities (RAs) across the country. This MIS information on various parameters is helpful in monitoring the performance of Regional Authorities and for policymakers and stakeholders to monitor and evaluate the export promotion schemes.

## IMPORTER-EXPORTER CODE (IEC)

An IEC is a 10-digit number allotted to a person that is mandatory for undertaking any export/import activities. Now the facility for IEC in electronic form or e-IEC has also been operationalized.

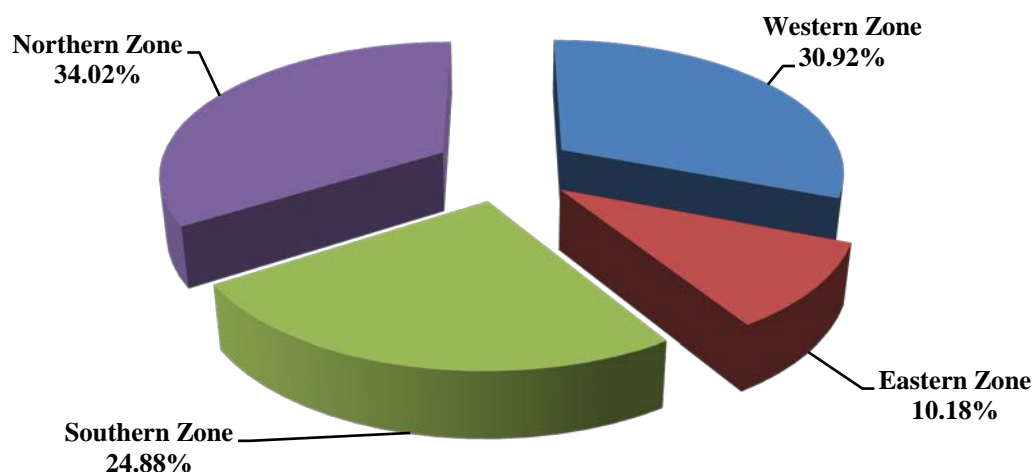
RA-wise number of pending applications from previous months for IEC and number of applications received, IEC issued, cases rejected during September, 2017 and pending applications at the end of September 2017 are given at **Table 1**. It is clear from Table 1 that 1,349 applications are pending from previous months and 12,370 applications were received during September 2017. Out of total applications 13,719 during the current month, 9,244 IEC were issued and 2,824 cases were rejected by various RAs. Further, 1,651 applications are pending at the end of the month.

**Figure 1** shows zone-wise number of IEC issued, applications rejected against the total number of applications (including the pending applications of previous months) for IEC during September 2017. It shows that the highest number of 3,145 IEC was issued by Northern Zone during September 2017.



**Figure 2** shows the zone-wise share in the total issuance of IE Codes during September 2017. It reflects that Northern Zone has the highest share of 34.02% in total issuance of IEC followed by Western Zone with 30.92%.

**Figure 2: Zone-wise share in Issuance of IEC during September 2017**

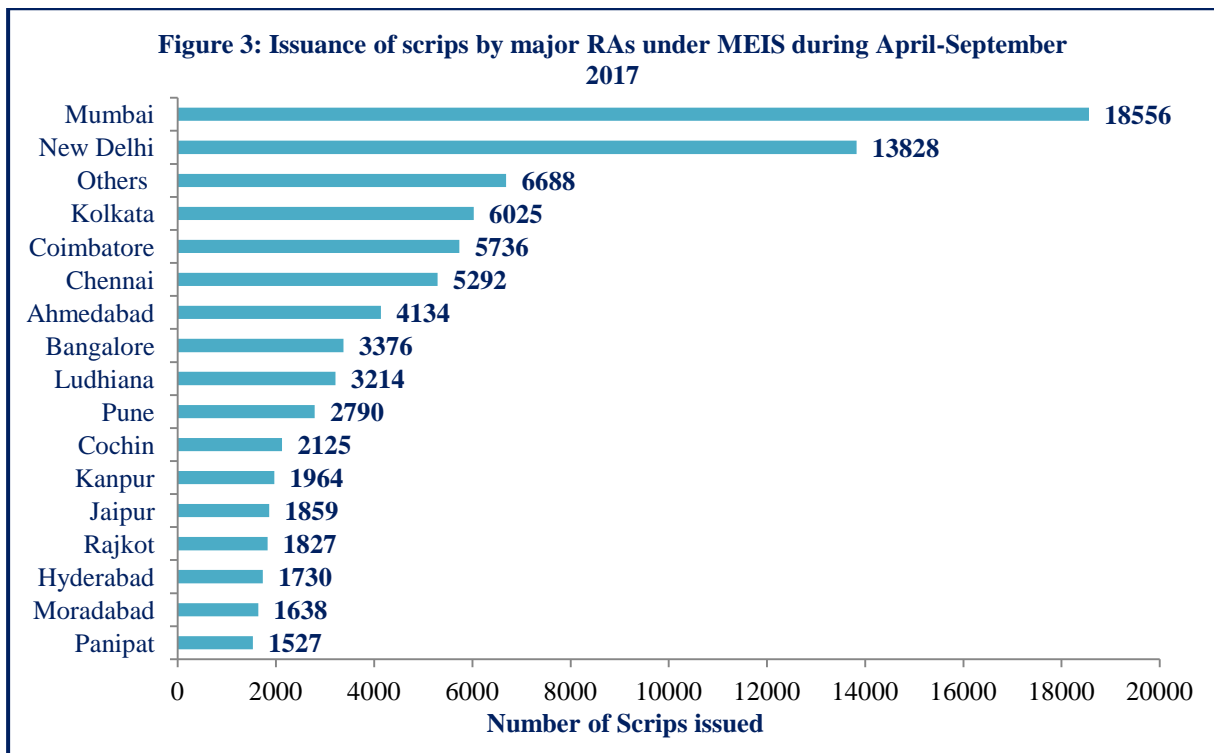


### **MERCHANDISE EXPORTS FROM INDIA SCHEME (MEIS)**

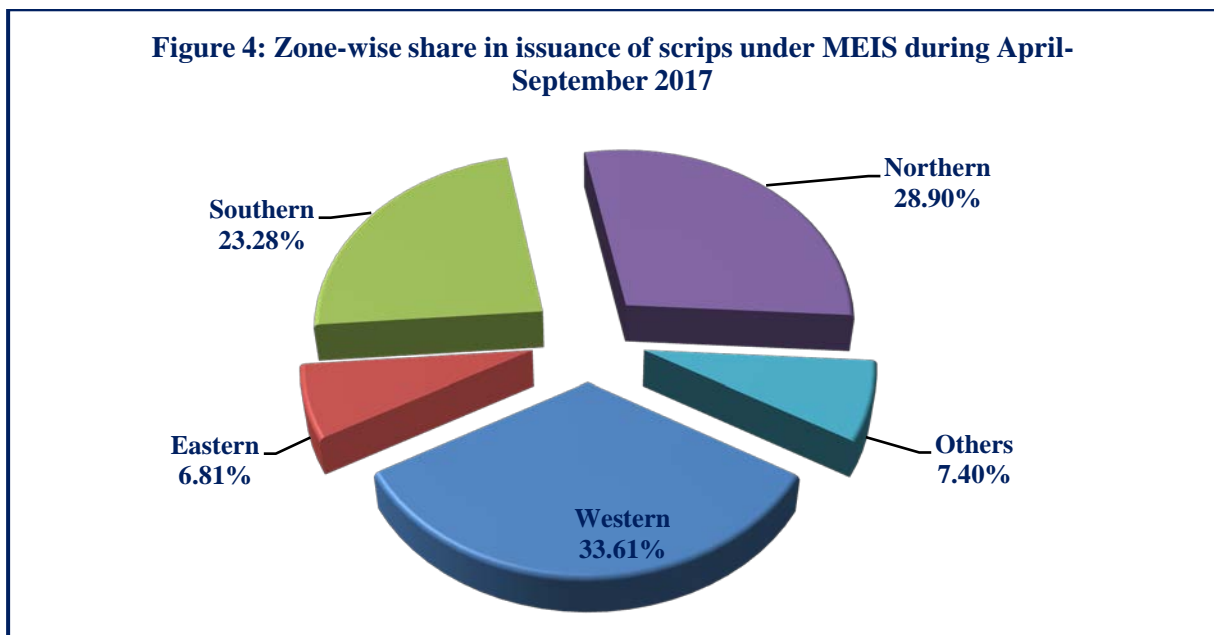
Merchandise Exports from India Scheme (MEIS) was introduced through the Foreign Trade Policy (FTP) 2015-20 on April 1, 2015. At the time of introduction, MEIS covered 4,914 tariff lines at 8 digits and currently it covers 7,914 lines. MEIS incentives are available at 2, 3 and 5% of the FOB value of exports.

All India and RA-wise details of issuance of scrips along with the value of scrips, FOB value of exports under MEIS during April-September, 2017 are given at **Table 2 to 7**. It is clear from Table 2 that 90,333 scrips were issued under MEIS by various Regional Authorities with value of scrips Rs. 10,581.53 crore and FOB value of exports Rs. 4,20,296.97 crore.

**Figure 3** reflects the number of scrips issued by the major RAs, which constitutes about 90% share in total issuance of scrips under MEIS. Mumbai RA issued the highest number of 18,556 scrips, followed by New Delhi RA with 13,828 scrips. Others include Kandla FT, Chennai EPZ, Falta EPZ, Noida EPZ, SEEPZ Mumbai, Cochin EPZ, etc.



**Figure 4** reflects the zone-wise share in total issuance of scrips under MEIS during April-September 2017. Western zone has the highest share of 33.61% in total issuance of scrips under MEIS, followed by Northern Zone RA with 28.90% share.

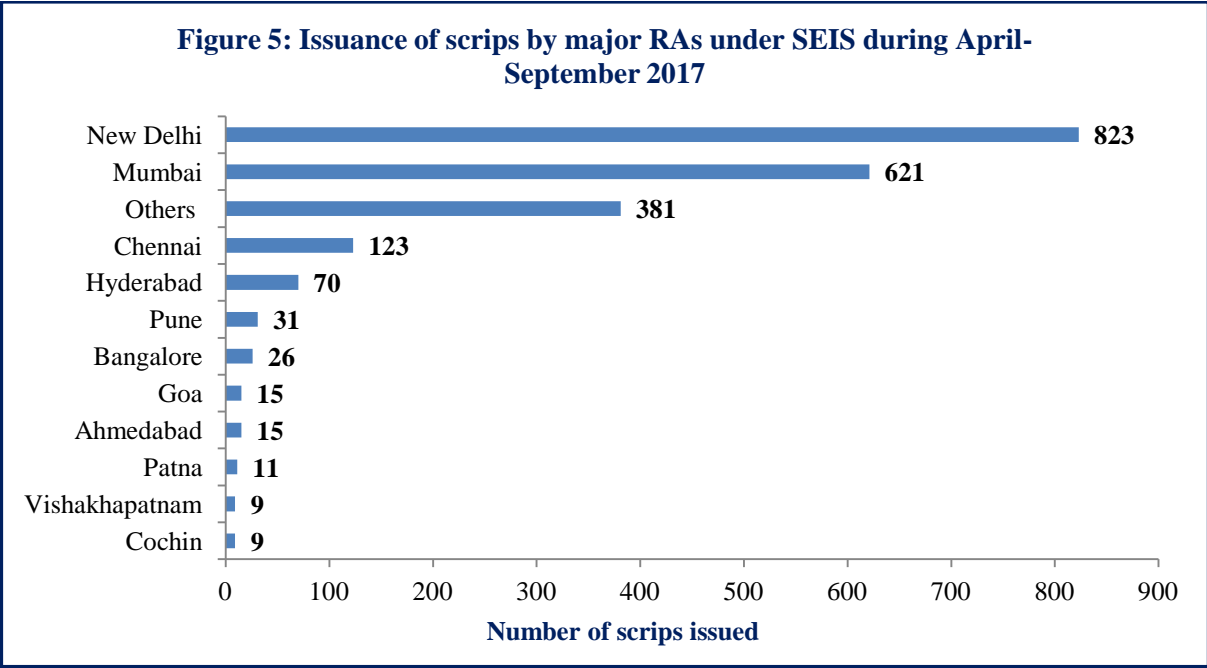


### SERVICES EXPORTS FROM INDIA SCHEME (SEIS)

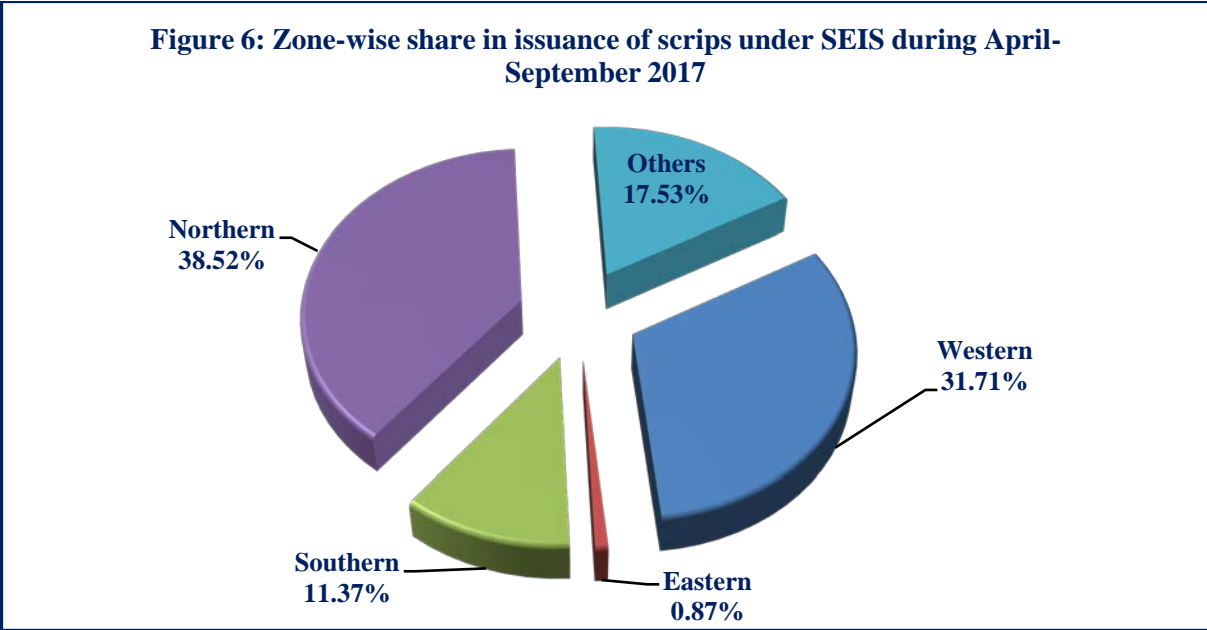
Services Exports from India Scheme (SEIS), introduced in the Foreign Trade Policy (2015-20) replacing the Served from India Scheme (SFIS), is an incentive scheme for eligible service exports. SEIS offers reward at 3% or 5% of net foreign exchange earned. This scheme covers 'Service Providers located in India' instead of 'Indian Service Providers'. Under the new scheme, the incentive scrips issued are transferable.

All India and RA-wise details of issuance of scrips along with the value of scrips, FOB value of exports under SEIS during April-September, 2017 are given at **Table 2 to 7**. It is clear from Table 2 that 2,173 scrips were issued under SEIS by various Regional Authorities with value of scrips Rs. 1,440.70 crore and FOB value of exports Rs. 7,73,818.65 crore during April-September 2017.

**Figure 5** reflects the number of scrips issued by the major RAs, which constitutes about 97% share in total issuance of scrips under SEIS during April-September, 2017. New Delhi RA issued the highest number of 823 scrips, followed by Mumbai RA with 621 scrips.



**Figure 6** reflects the zone-wise share in total issuance of scrips under SEIS during April-September 2017. Northern Zone RA has the highest share of 38.52% in total issuance of scrips under SEIS, followed by Western zone with 31.71% share.

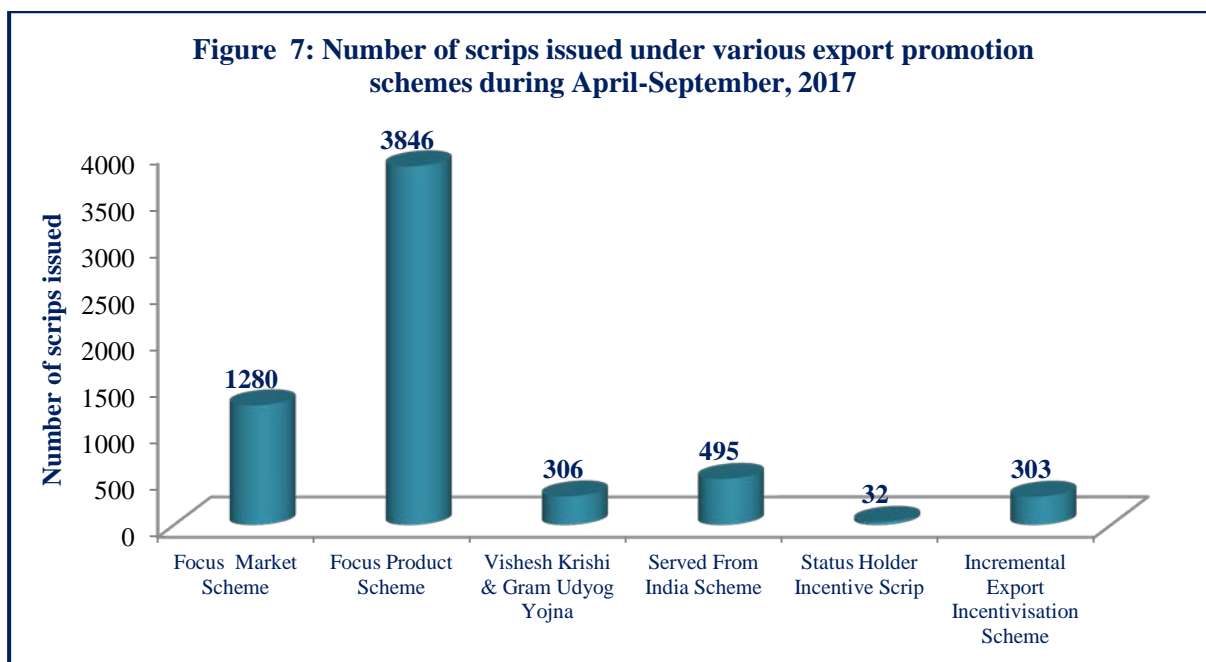




### Other Export Promotion Schemes under earlier Foreign Trade Policies

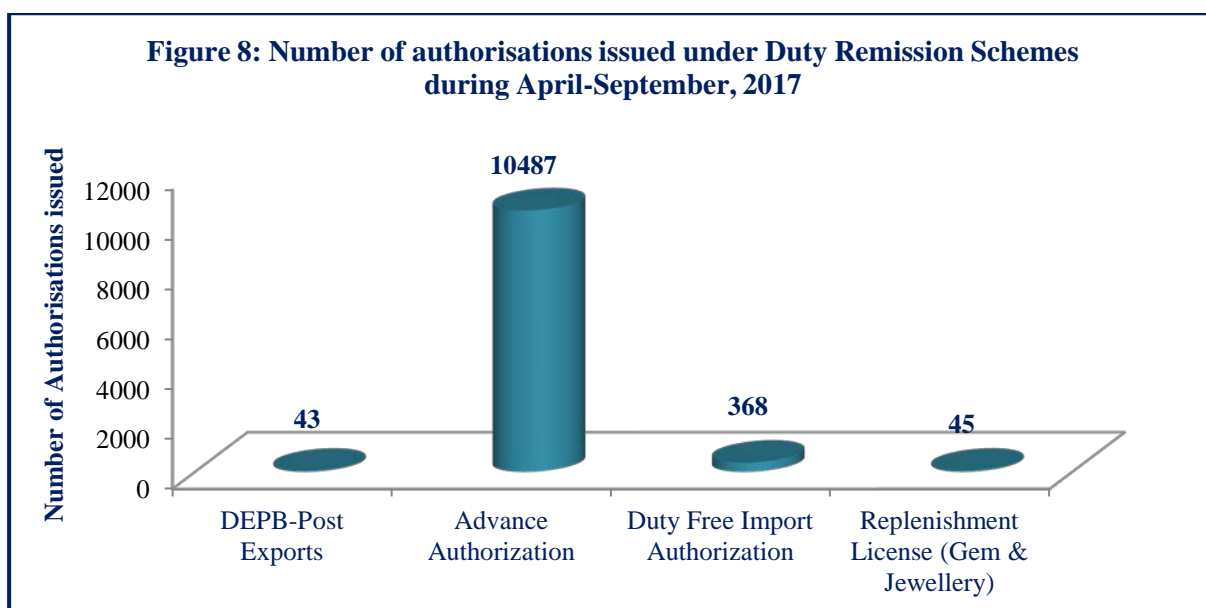
Scripts are also issued under various schemes viz. (i) Focus Product Scheme (FPS), (ii) Focus Market Scheme (FMS), (iii) Vishesh Krishi and Gram Udyog Yojna (VKGUY), (iv) Incremental Export Incentive Scheme, (v) Served From India Scheme and (vi) Status Holder Incentive Scrip (SHIS).

All India and RA-wise details of issuance of scrips along with the value of scrips, FOB value of exports under various export promotion schemes during April-September, 2017 are given at **Table 2 to 7**. **Figure 7** reflects the number of scrips issued under various export promotion schemes.



### DUTY REMISSION SCHEMES

Duty neutralization/ remission schemes are based on the principle and the commitment of the Government that “Goods and Services are to be exported and not the Taxes and Levies”. The purpose is to allow duty free import/ procurement of inputs or to allow replenishment either for the inputs used or the duty component on inputs used. **Figure 8** reflects the number of authorisations issued under various export promotion schemes during April-September 2017.

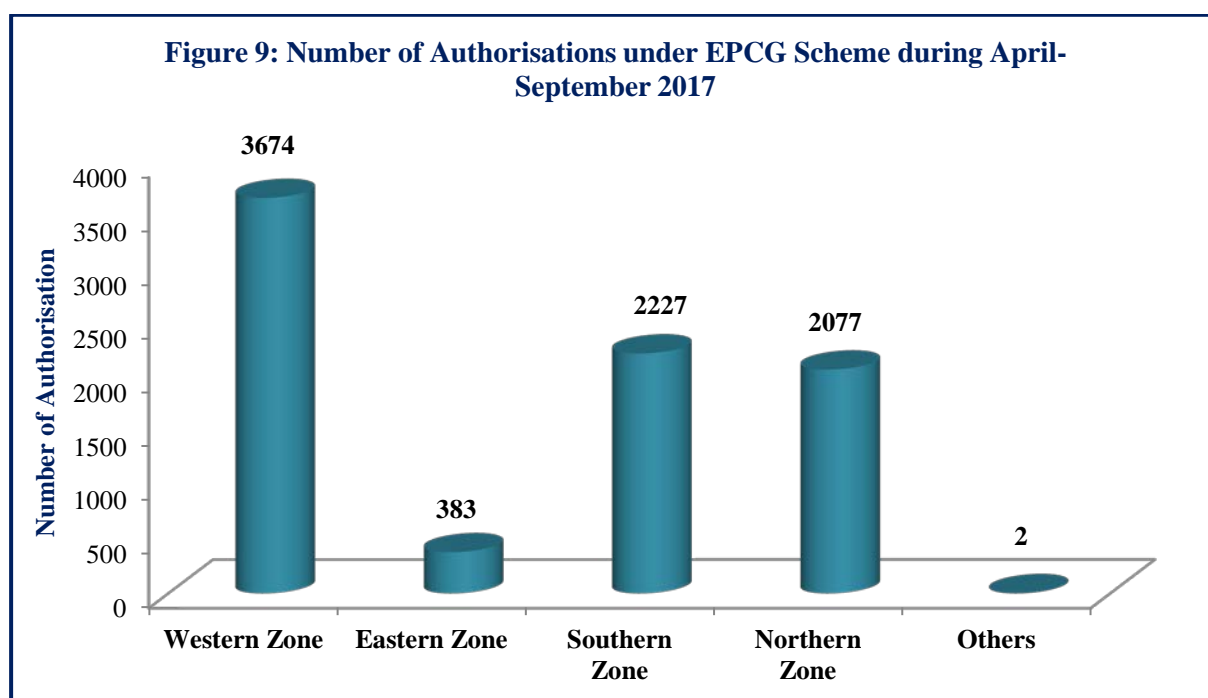


## EXPORT PROMOTION OF CAPITAL GOODS (EPCG) SCHEME

The objective of the EPCG Scheme is to facilitate import of capital goods for producing quality goods and services to enhance India's export competitiveness. Post Export EPCG duty credit scrips are also available to exporters who intend to import capital goods on full payment of applicable duties in cash and choose to opt for this scheme. The number of authorisations along with duty saved amount and FOB value of exports under EPCG scheme during April-September 2017 is as follows:

Issuance under Export Promotion Capital Goods Scheme during April-September, 2017		
<b>Zero Duty EPCG Scheme</b>	Number of Authorization	8347
	Duty saved Amount (Rs. Crore)	5227.07
	FOB value of Exports (Rs. Crore)	32157.47
<b>0% Post Export EPCG</b>	Number of Authorization	16
	Duty saved Amount (Rs. Crore)	56.74
	FOB value of Exports (Rs. Crore)	195.97
<b>Total</b>	<b>Number of Authorization</b>	<b>8363</b>
	<b>Duty saved Amount (Rs. Crore)</b>	<b>5283.81</b>
	<b>FOB value of Exports (Rs. Crore)</b>	<b>32353.44</b>

**Figure 9** reflects the zone-wise number of authorisations issued under EPCG Scheme during April-September 2017.



**EXPORT AUTHORIZATION**

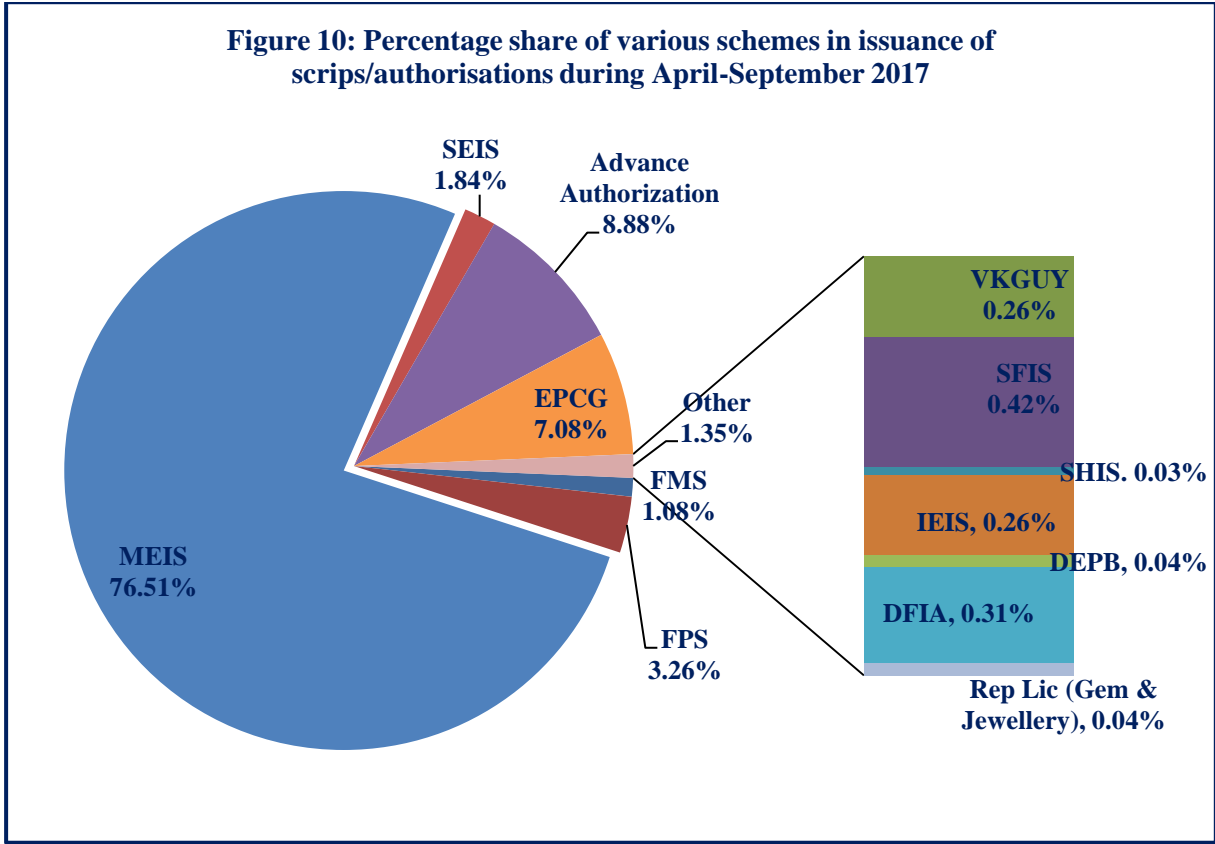
Export of items categorised as ‘Restricted’ in Schedule 2 of ITC (HS) Classification for export is subjected to license. The applications for issuance of export authorization for restricted items (other than SCOMET items) e.g. onion seeds, live animals, seaweeds, non-basmati rice paddy (husk) other than seed quality, fodder material, fertilizers (NPK, SSP, urea etc.), chemicals under Montreal Protocol etc., are processed and considered by an EXIM Facilitation Committee (EFC) consisting of representatives of various Ministries and Departments. “Special Chemicals, Organism, Materials, Equipment and Technologies (SCOMET)” items are dual-use items having potential for both civilian and Weapons of Mass Destruction (WMD) applications. Export of such items is either restricted, requiring an authorisation for their export, or is prohibited. Total number of authorisations issued under Export License is 219 with FOB value of Rs. 826.35 crore.

**IMPORT AUTHORIZATION**

Import of items categorised as ‘Restricted’ in Schedule 1 of ITC (HS) Classification for import, is subjected to license. Total number of authorisations issued under Import License is 366 with CIF value of Rs. 70,153.32 crore.

**Export Promotion Scheme-wise share in issuance of scrips/authorizations**

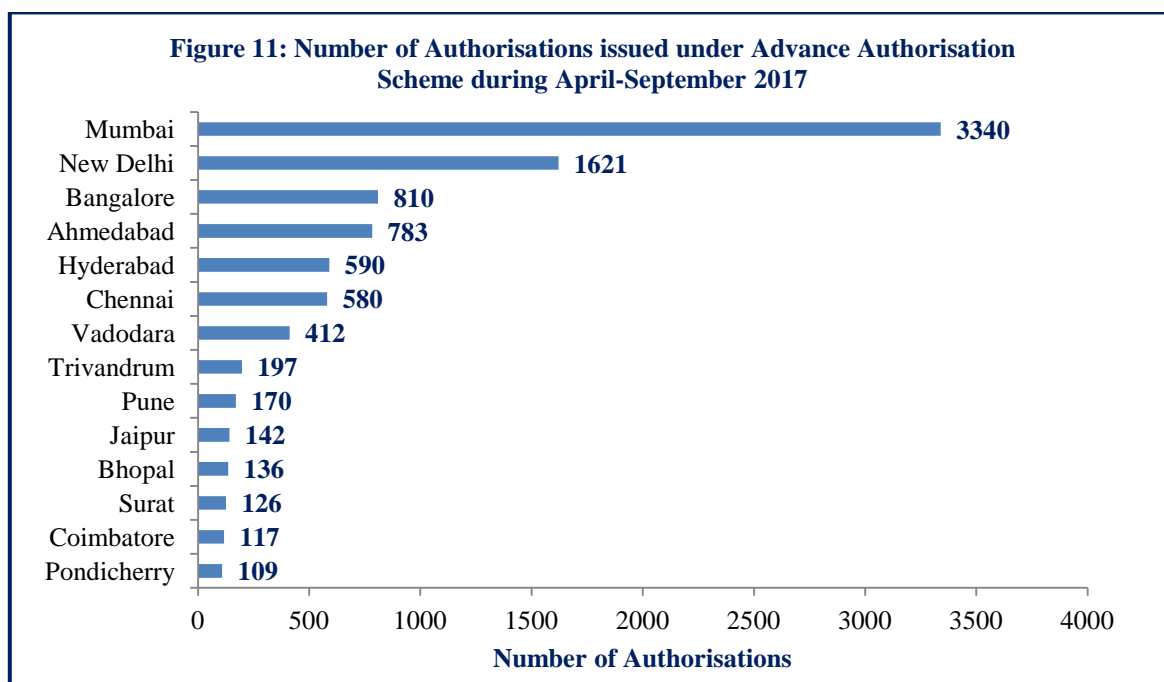
Figure 10 shows the share of various export promotion schemes in issuance of scrips/authorisations by the Regional Authorities during April-September 2017. It shows that MEIS has the highest share of 76.51% in issuance of scrips among all export promotion schemes, followed by Advance Authorisation Scheme with 8.88%.



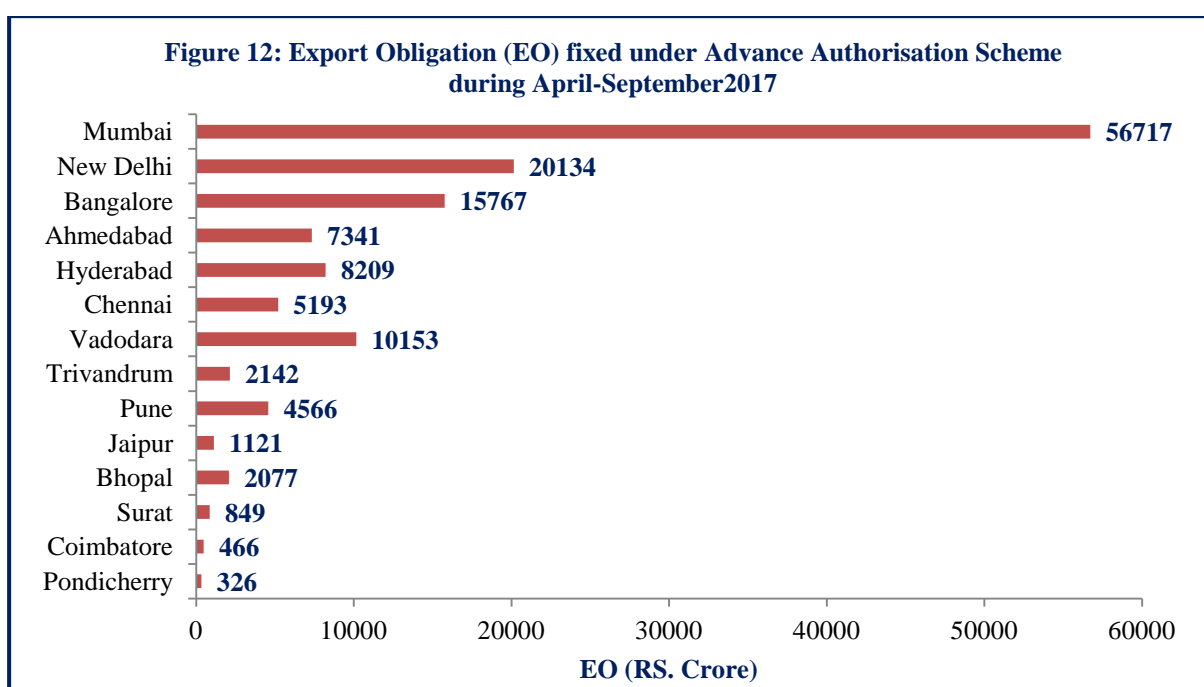
## Monitoring of Export Obligation under Advance Authorisation

RA-wise number of authorisations issued under Advance Authorisation scheme along with the value of Export Obligation (EO) fixed and unredeemed authorisations for the period of April-September 2017 are given at **Table 8**. The details of number of authorisations issued along with the value of Export Obligation (EO) fixed upto March, 2017 and unredeemed authorisations as on September, 2017 are given at **Table 9**.

**Figure 11** reflects the number of authorisations issued by major RAs, having more than 1% share in total issuance, during April-September 2017. It shows that Mumbai RA issued the highest number of 3340 authorisations, followed by New Delhi RA with 1621.



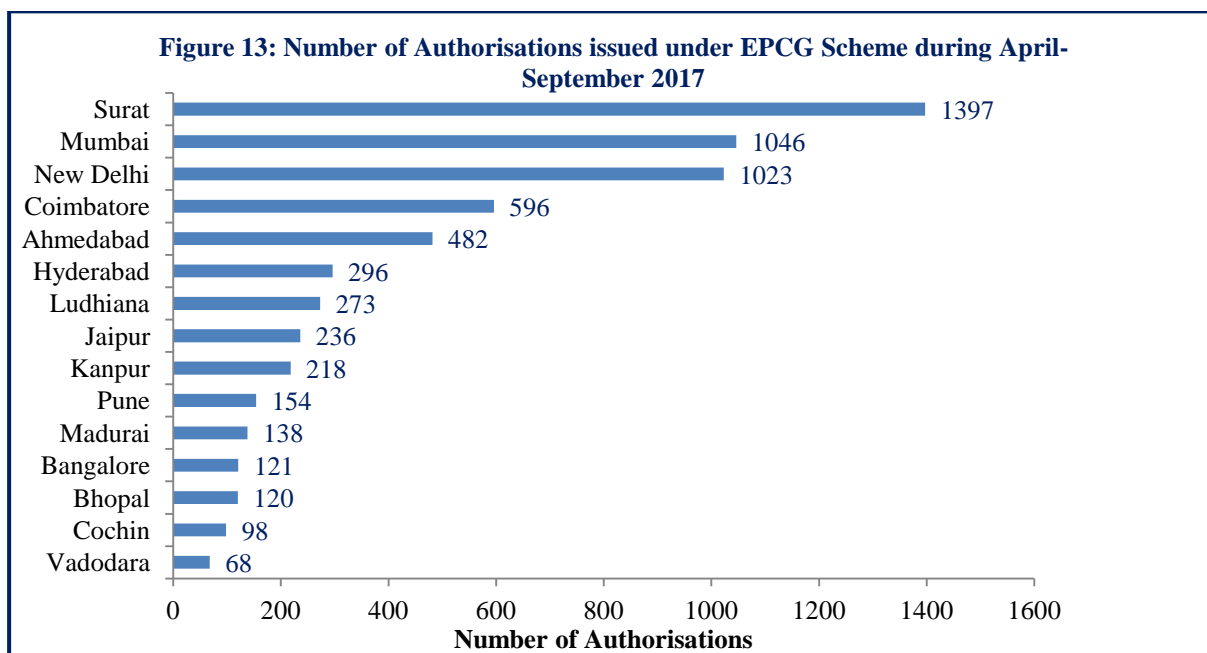
**Figure 12** shows the value of Export Obligation (EO) fixed under Advance Authorisation Scheme by major RAs, having more than 1% share in total issuance, during April-September 2017.



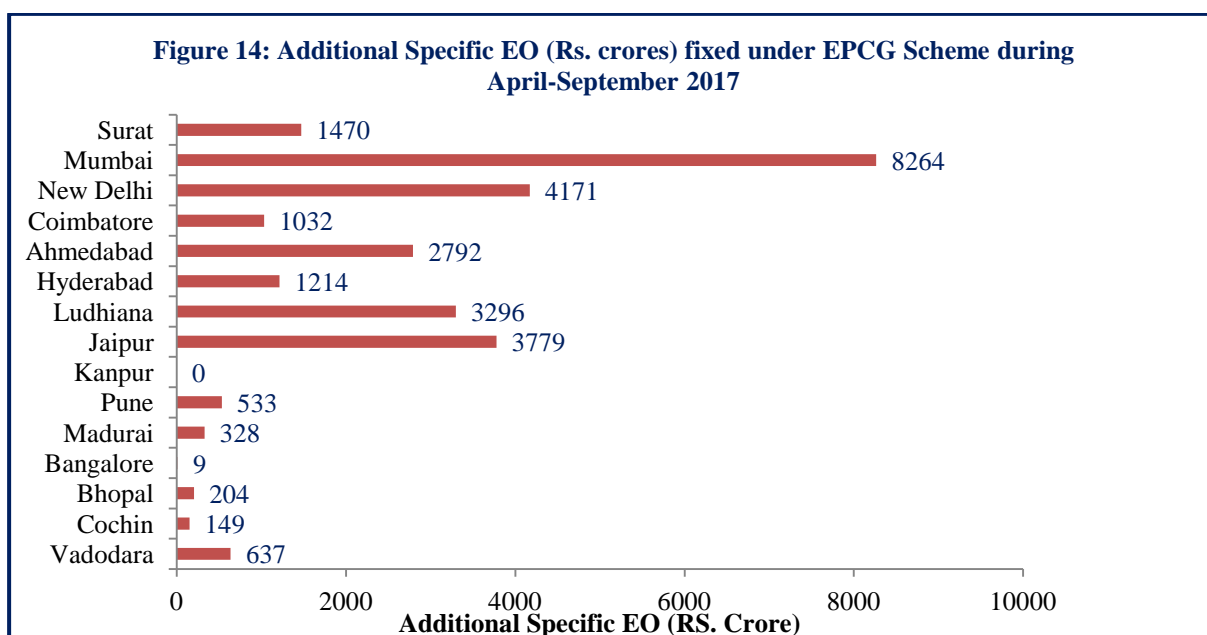
## Monitoring of Export Obligation under Export Promotion Capital Goods (EPCG) Scheme

RA-wise number of authorisations issued under EPCG scheme along with the value of Export Obligation (EO) fixed and unredeemed authorisations for the period of April-September 2017 are given at **Table 10**. The details of number of authorisations issued along with the value of Export Obligation (EO) fixed upto March, 2017 and unredeemed authorisations as on September, 2017 are given at **Table 11**. Further, the status of unredeemed authorisations as on September 2017 where EO period has expired is given at **Table 12**.

**Figure 13** shows the number of authorisations issued by major RAs, having more than 1% share in total issuance, during April-September 2017. It shows that Surat RA issued the highest number of 1397 authorisations, followed by Mumbai RA with 1046.



**Figure 14** shows the value of Additional Specific Export Obligation (EO) fixed under EPCG Scheme by major RAs, having more than 1% share in total issuance, during April-September 2017.



<b>Table 1: Status of Importer-Exporter Code (IEC) during September 2017</b>							
<b>S.No.</b>	<b>Regional Authorities</b>	<b>Application pending from previous months</b>	<b>IEC Application received during Sept, 17</b>	<b>Total Application received upto Sept 2017</b>	<b>IEC Issued</b>	<b>Rejected/ Closed</b>	<b>Pending Applications</b>
1	Ahmedabad		416	416	307	0	109
2	Amritsar		50	50	37	13	0
3	Bangalore		681	681	457	224	0
4	Belagavi		25	25	17	8	0
5	Bhopal		173	173	123	50	0
6	Chandigarh	3	176	179	105	63	11
7	Chennai		776	776	535	241	0
8	Coimbatore	238	510	748	402	135	211
9	Cuttack		70	70	38	32	0
10	Dehradun		65	65	46	19	0
11	Cochin	72	285	357	253	90	14
12	Goa		26	26	13	9	4
13	Guwahati	2	118	120	59	61	0
14	Hyderabad		479	479	289	190	0
15	Jaipur	20	537	557	486	71	0
16	Jammu		13	13	3	10	0
17	Kanpur		308	308	231	77	0
18	Kolkata		726	726	698	28	0
19	Ludhiana		226	226	205	21	0
20	Madurai		227	227	144	83	0
21	Moradabad		93	93	62	31	0
22	Mumbai	183	1308	1491	1166	159	166
23	Nagpur		87	87	62	25	0
24	New Delhi	799	2429	3228	1643	491	1094
25	Panipat	31	262	293	227	46	20
26	Patna		184	184	114	70	0
27	Pondicherry		80	80	46	34	0
28	Pune		636	636	404	232	0
29	Raipur		53	53	22	21	10
30	Rajkot		252	252	252	0	0
31	Shillong		69	69	32	25	12
32	Srinagar		25	25	11	14	0
33	Surat		379	379	379	0	0
34	Trivandrum		40	40	40	0	0
35	Vadodara		243	243	130	113	0
36	Varanasi		163	163	89	74	0
37	Vijayawada	1	108	109	69	40	0
38	V'Patnam		72	72	48	24	0
	<b>Total</b>	<b>1349</b>	<b>12370</b>	<b>13719</b>	<b>9244</b>	<b>2824</b>	<b>1651</b>

**Table 2: Scheme-wise Authorisations/Scripts and FOB/CIF values: All India (April-September 2017)**

<b>Reward / Incentive Schemes</b>	Focus Market Scheme	Number of Scripts	1280
		Value of Scripts (Rs. Crore)	95.52
		FOB value of Exports (Rs. Crore)	2829.84
	Focus Product Scheme	Number of Scripts	3846
		Value of Scripts (Rs. Crore)	219.85
		FOB value of Exports (Rs. Crore)	9356.32
	Vishesh Krishi & Gram Udyog Yojna	Number of Scripts	306
		Value of Scripts (Rs. Crore)	9.81
		FOB value of Exports (Rs. Crore)	214.50
	Served From India Scheme	Number of Scripts	495
		Value of Scripts (Rs. Crore)	138.32
	Status Holder Incentive Scrip	Number of Scripts	32
		Value of Scripts (Rs. Crore)	20.87
	Incremental Export Incentivisation Scheme	Number of Scripts	303
		Value of Scripts (Rs. Crore)	74.83
Merchandise Exports From India Scheme	Number of Scripts	90333	
	Value of Scripts (Rs. Crore)	10581.53	
	FOB value of Exports (Rs. Crore)	420296.97	
Services Exports From India Scheme	Number of Scripts	2173	
	Value of Scripts (Rs. Crore)	1440.70	
	FOB value of Exports (Rs. Crore)	773818.65	
<b>Total</b>	<b>Number of Scripts</b>	<b>98768</b>	
	<b>Value of Scripts (Rs. Crore)</b>	<b>12581.43</b>	
	<b>FOB value of Exports (Rs. Crore)</b>	<b>1206516.28</b>	
Duty Neutralisation Scheme DEPB-Post Exports	Number of Scripts	43	
	Value of Scripts (Rs. Crore)	1.88	
	FOB value of Exports (Rs. Crore)	31.32	
<b>Duty Remission Schemes</b>	Advance Authorization	Number of Authorization	10487
		CIF value of imports (Rs. Crore)	90426.36
		FOB value of Exports (Rs. Crore)	143921.18
	Duty Free Import Authorization	Number of Authorization	368
		CIF value of imports (Rs. Crore)	1266.34
		FOB value of Exports (Rs. Crore)	1714.39
	<b>Total</b>	<b>Number of Authorization</b>	<b>10855</b>
		<b>CIF value of imports (Rs. Crore)</b>	<b>91692.70</b>
		<b>FOB value of Exports (Rs. Crore)</b>	<b>145635.57</b>
	Export Promotion Capital Goods	Number of Authorization	8363
Duty saved Amount (Rs. Crore)		5283.81	
FOB value of Exports (Rs. Crore)		32353.44	
Replenishment License (Gem & Jewellery)	Number of Authorization	45	
	CIF value of imports (Rs. Crore)	42.57	
	FOB value of Exports (Rs. Crore)	491.94	
A	Import License for Restricted Items	Number of Authorization	366
		CIF value of imports (Rs. Crore)	70153.32
B	Export License for Restricted Items	Number of Authorization	219
		FOB value of Exports (Rs. Crore)	826.35

**Table 3: Scheme-wise Authorisations/Scripts and FOB/CIF values: Western Zone RAs (April-September 2017)**

Regional Authorities		Mumbai	Ahmedabad	Bhopal	Goa	
Reward / Incentive Schemes	Focus Market Scheme	Number of Scripts	594	75	2	1
		Value of Scripts (Rs. Crore)	54.41	4.67	0.02	0.02
		FOB value of Exports (Rs. Crore)	1,626.01	126.90	0.97	0.97
	Focus Product Scheme	Number of Scripts	800	114	12	1
		Value of Scripts (Rs. Crore)	70.84	3.30	0.18	0.00
		FOB value of Exports (Rs. Crore)	3,446.81	172.39	6.02	0.13
	Vishesh Krishi & Gram Udyog Yojna	Number of Scripts	49	9	1	1
		Value of Scripts (Rs. Crore)	1.29	0.09	0.01	0.01
		FOB value of Exports (Rs. Crore)	27.34	2.04	0.30	0.31
	Served From India Scheme	Number of Scripts	54	3	0	12
		Value of Scripts (Rs. Crore)	27.12	2.78	0.00	3.10
	Status Holder Incentive Scrip	Number of Scripts	17	1	0	0
		Value of Scripts (Rs. Crore)	9.48	0.39	0.00	0.00
	Incremental Export Incentivisation Scheme	Number of Scripts	81	9	1	1
		Value of Scripts (Rs. Crore)	23.51	0.80	1.29	0.70
	Merchandise Exports From India Scheme	Number of Scripts	18,556	4,134	158	165
		Value of Scripts (Rs. Crore)	2,139.09	417.71	10.95	23.49
		FOB value of Exports (Rs. Crore)	1,00,514.10	15,020.42	449.93	768.68
	Services Exports From India Scheme	Number of Scripts	621	15	1	15
		Value of Scripts (Rs. Crore)	404.68	75.99	0.03	4.27
		FOB value of Exports (Rs. Crore)	1,02,335.63	1,665.74	0.70	275.11
<b>Total</b>	<b>Number of Scripts</b>	<b>20,772</b>	<b>4,360</b>	<b>175</b>	<b>196</b>	
	<b>Value of Scripts (Rs. Crore)</b>	<b>2,730.42</b>	<b>505.73</b>	<b>12.48</b>	<b>31.59</b>	
	<b>FOB value of Export (Rs.Crore)</b>	<b>2,07,949.89</b>	<b>16,987.49</b>	<b>457.92</b>	<b>1,045.20</b>	
Duty Neutralisation Scheme DEPB-Post Exports	Number of Scripts	31	0	1	0	
	Value of Scripts (Rs. Crore)	1.24	0.00	0.02	0.00	
	FOB value of Exports (Rs. Crore)	21.22	0.00	1.40	0.00	
Duty Remission Scheme	Advance Authorization	Number of Authorization	3,361	978	27	58
		CIF value of imports (Rs. Crore)	25,655.17	5,957.98	26.66	60.95
		FOB value of Exports (Rs. Crore)	57,023.54	8,234.85	43.33	109.73
	Duty Free Import Authorization	Number of Authorization	133	67	0	0
		CIF value of imports (Rs. Crore)	108.99	49.34	0.00	0.00
		FOB value of Exports (Rs. Crore)	132.63	60.10	0.00	0.00
	<b>Total</b>	<b>Number of Authorization</b>	<b>3,494</b>	<b>1,045</b>	<b>27</b>	<b>58</b>
		<b>CIF value of import (Rs. Crore)</b>	<b>25,764.16</b>	<b>6,007.32</b>	<b>26.66</b>	<b>60.95</b>
		<b>FOB value of Export (Rs.Crore)</b>	<b>57,156.17</b>	<b>8,294.95</b>	<b>43.33</b>	<b>109.73</b>
Export Promotion Capital Goods	Number of Authorization	1,047	485	50	22	
	Duty saved Amount (Rs. Crore)	1,408.03	366.75	5.55	4.51	
	FOB value of Exports (Rs. Crore)	8,313.40	2,880.87	37.10	28.36	
Replenishment License (Gem & Jewellery)	Number of Authorization	18	0	0	0	
	CIF value of imports (Rs. Crore)	6.37	0.00	0.00	0.00	
	FOB value of Exports (Rs. Crore)	10.67	0.00	0.00	0.00	
A Import License for Restricted Items	Number of Authorization	60	10	0	0	
	CIF value of imports (Rs. Crore)	3,493.58	7,994.13	0.00	0.00	
B Export License for Restricted Items	Number of Authorization	53	1	0	0	
	FOB value of Exports (Rs. Crore)	72.40	0.26	0.00	0.00	



**Table 3 (contd.): Scheme-wise Authorisations/Scripts and FOB/CIF values: Western Zone RAs (April-September 2017)**

Regional Authorities		Rajkot	Pune	Vadodara	Surat	
Reward / Incentive Schemes	Focus Market Scheme	Number of Scripts	31	45	17	1
		Value of Scripts (Rs. Crore)	1.67	2.60	0.43	0.01
		FOB value of Exports (Rs. Crore)	52.01	71.34	13.39	0.50
	Focus Product Scheme	Number of Scripts	47	150	17	16
		Value of Scripts (Rs. Crore)	1.41	11.42	0.39	0.87
		FOB value of Exports (Rs. Crore)	69.11	551.38	21.53	29.28
	Vishesh Krishi & Gram Udyog Yojna	Number of Scripts	15	15	0	1
		Value of Scripts (Rs. Crore)	0.75	1.30	0.00	0.38
		FOB value of Exports (Rs. Crore)	16.39	27.60	0.00	8.46
	Served From India Scheme	Number of Scripts	0	40	4	0
		Value of Scripts (Rs. Crore)	0.00	3.35	0.77	0.00
	Status Holder Incentive Scrip	Number of Scripts	0	0	0	1
		Value of Scripts (Rs. Crore)	0.00	0.00	0.00	0.18
	Incremental Export Incentivisation Scheme	Number of Scripts	11	8	1	1
		Value of Scripts (Rs. Crore)	3.02	2.96	0.10	0.35
	Merchandise Exports From India Scheme	Number of Scripts	1,827	2,790	1,293	682
		Value of Scripts (Rs. Crore)	227.73	548.71	151.37	55.78
		FOB value of Exports (Rs. Crore)	6,315.40	22,791.51	9,020.67	2,570.44
	Services Exports From India Scheme	Number of Scripts	1	31	3	0
		Value of Scripts (Rs. Crore)	0.00	29.50	0.45	0.00
		FOB value of Exports (Rs. Crore)	0.27	3,054.23	9.44	0.00
<b>Total</b>	<b>Number of Scripts</b>	<b>1,932</b>	<b>3,079</b>	<b>1,335</b>	<b>702</b>	
	<b>Value of Scripts (Rs. Crore)</b>	<b>234.58</b>	<b>599.84</b>	<b>153.51</b>	<b>57.57</b>	
	<b>FOB value of Exports (Rs. Crore)</b>	<b>6,453.18</b>	<b>26,496.06</b>	<b>9,065.03</b>	<b>2,608.68</b>	
Duty Neutralisation Scheme DEPB-Post Exports	Number of Scripts	0	6	0	1	
	Value of Scripts (Rs. Crore)	0.00	0.27	0.00	0.14	
	FOB value of Exports (Rs. Crore)	0.00	3.77	0.00	1.71	
Duty Remission Schemes	Advance Authorization	Number of Authorization	106	171	409	126
		CIF value of imports (Rs. Crore)	345.06	2,035.58	8,305.99	659.52
		FOB value of Exports (Rs. Crore)	451.78	4,565.94	10,138.26	848.82
	Duty Free Import Authorization	Number of Authorization	0	0	3	35
		CIF value of imports (Rs. Crore)	0.00	0.00	12.20	93.19
		FOB value of Exports (Rs. Crore)	0.00	0.00	14.64	111.83
	<b>Total</b>	<b>Number of Authorization</b>	<b>106</b>	<b>171</b>	<b>412</b>	<b>161</b>
		<b>CIF value of imports (Rs. Crore)</b>	<b>345.06</b>	<b>2,035.58</b>	<b>8,318.19</b>	<b>752.71</b>
		<b>FOB value of Exports (Rs. Crore)</b>	<b>451.78</b>	<b>4,565.94</b>	<b>10,152.90</b>	<b>960.65</b>
Export Promotion Capital Goods	Number of Authorization	351	155	68	1,397	
	Duty saved Amount (Rs. Crore)	270.83	89.55	105.33	222.05	
	FOB value of Exports (Rs. Crore)	1,764.26	534.42	636.58	1,469.57	
Replenishment License (Gem & Jewellery)	Number of Authorization	0	0	0	0	
	CIF value of imports (Rs. Crore)	0.00	0.00	0.00	0.00	
	FOB value of Exports (Rs. Crore)	0.00	0.00	0.00	0.00	
A	Import License for Restricted Items	Number of Authorization	2	8	4	2
		CIF value of imports (Rs. Crore)	10.72	30.41	18.84	12.78
B	Export License for Restricted Items	Number of Authorization	0	26	11	0
		FOB value of Exports (Rs. Crore)	0.00	38.22	6.30	0.00

**Table 3 (contd.): Scheme-wise Authorisations/Scripts and FOB/CIF values: Western Zone RAs (April-September 2017)**

Regional Authorities			Raipur	Nagpur	Indore	Western Zone Total
Reward / Incentive Schemes	Focus Market Scheme	Number of Scripts	0	0	2	768
		Value of Scripts (Rs. Crore)	0.00	0.00	0.06	63.89
		FOB value of Exports (Rs. Crore)	0.00	0.00	1.75	1,893.84
	Focus Product Scheme	Number of Scripts	1	1	12	1,171
		Value of Scripts (Rs. Crore)	0.01	0.01	0.32	88.75
		FOB value of Exports (Rs. Crore)	0.41	0.68	14.56	4,312.30
	Vishesh Krishi & Gram Udyog Yojna	Number of Scripts	0	0	1	92
		Value of Scripts (Rs. Crore)	0.00	0.00	0.00	3.83
		FOB value of Exports (Rs. Crore)	0.00	0.00	0.05	82.49
	Served From India Scheme	Number of Scripts	0	1	0	114
		Value of Scripts (Rs. Crore)	0.00	0.07	0.00	37.19
	Status Holder Incentive Scrip	Number of Scripts	0	0	0	19
		Value of Scripts (Rs. Crore)	0.00	0.00	0.00	10.05
	Incremental Export Incentivisation Scheme	Number of Scripts	0	0	7	120
		Value of Scripts (Rs. Crore)	0.00	0.00	2.24	34.97
	Merchandise Exports From India Scheme	Number of Scripts	40	99	616	30,360
		Value of Scripts (Rs. Crore)	3.19	8.07	75.36	3,661.45
		FOB value of Exports (Rs. Crore)	98.64	277.56	2,116.87	1,59,944.22
	Services Exports From India Scheme	Number of Scripts	0	2	0	689
		Value of Scripts (Rs. Crore)	0.00	0.56	0.00	515.48
		FOB value of Exports (Rs. Crore)	0.00	16.88	0.00	1,07,358.00
	<b>Total</b>	<b>Number of Scripts</b>	<b>41</b>	<b>103</b>	<b>638</b>	<b>33,333</b>
		<b>Value of Scripts (Rs. Crore)</b>	<b>3.20</b>	<b>8.71</b>	<b>77.98</b>	<b>4,415.61</b>
		<b>FOB value of Exports (Rs. Crore)</b>	<b>99.05</b>	<b>295.12</b>	<b>2,133.23</b>	<b>2,73,590.85</b>
Duty Neutralisation Scheme DEPB-Post Exports	Number of Scripts	0	0	0	39	
	Value of Scripts (Rs. Crore)	0.00	0.00	0.00	1.67	
	FOB value of Exports (Rs. Crore)	0.00	0.00	0.00	28.10	
Duty Remission Schemes	Advance Authorization	Number of Authorization	19	21	106	5,382
		CIF value of imports (Rs. Crore)	10.03	35.74	756.76	43,849.44
		FOB value of Exports (Rs. Crore)	12.11	47.67	892.35	82,368.38
	Duty Free Import Authorization	Number of Authorization	0	11	0	249
		CIF value of imports (Rs. Crore)	0.00	6.16	0.00	269.88
		FOB value of Exports (Rs. Crore)	0.00	7.40	0.00	326.60
	<b>Total</b>	<b>Number of Authorization</b>	<b>19</b>	<b>32</b>	<b>106</b>	<b>5,631</b>
		<b>CIF value of imports (Rs. Crore)</b>	<b>10.03</b>	<b>41.90</b>	<b>756.76</b>	<b>44,119.32</b>
		<b>FOB value of Exports (Rs. Crore)</b>	<b>12.11</b>	<b>55.07</b>	<b>892.35</b>	<b>82,694.98</b>
Export Promotion Capital Goods	Number of Authorization	10	20	69	3,674	
	Duty saved Amount (Rs. Crore)	5.19	7.21	24.86	2,509.86	
	FOB value of Exports (Rs. Crore)	31.16	50.12	166.24	15,912.07	
Replenishment License (Gem & Jewellery)	Number of Authorization	0	0	0	18	
	CIF value of imports (Rs. Crore)	0.00	0.00	0.00	6.37	
	FOB value of Exports (Rs. Crore)	0.00	0.00	0.00	10.67	
A	Import License for Restricted Items	Number of Authorization	0	0	5	91
		CIF value of imports (Rs. Crore)	0.00	0.00	0.49	11,560.95
B	Export License for Restricted Items	Number of Authorization	0	1	12	104
		FOB value of Exports (Rs. Crore)	0.00	0.84	8.90	126.92

**Table 4: Scheme-wise Authorisations/Scripts and FOB/CIF values: Eastern Zone RAs (April-September 2017)**

Regional Authorities		Kolkata	Guwahati	Shillong	
Reward / Incentive Schemes	Focus Market Scheme	Number of Scripts	45	0	0
		Value of Scripts (Rs. Crore)	1.54	0.00	0.00
		FOB value of Exports (Rs. Crore)	45.07	0.00	0.00
	Focus Product Scheme	Number of Scripts	251	1	0
		Value of Scripts (Rs. Crore)	11.93	0.00	0.00
		FOB value of Exports (Rs. Crore)	521.54	0.20	0.00
	Vishesh Krishi & Gram Udyog Yojna	Number of Scripts	40	7	0
		Value of Scripts (Rs. Crore)	1.43	0.12	0.00
		FOB value of Exports (Rs. Crore)	33.71	2.45	0.00
	Served From India Scheme	Number of Scripts	4	0	0
		Value of Scripts (Rs. Crore)	3.09	0.00	0.00
	Status Holder Incentive Scrip	Number of Scripts	0	0	0
		Value of Scripts (Rs. Crore)	0.00	0.00	0.00
	Incremental Export Incentivisation Scheme	Number of Scripts	25	0	0
		Value of Scripts (Rs. Crore)	4.49	0.00	0.00
	Merchandise Exports From India Scheme	Number of Scripts	6,025	13	0
		Value of Scripts (Rs. Crore)	698.45	0.32	0.00
		FOB value of Exports (Rs. Crore)	24,089.93	8.60	0.00
	Services Exports From India Scheme	Number of Scripts	7	0	0
		Value of Scripts (Rs. Crore)	6.52	0.00	0.00
		FOB value of Exports (Rs. Crore)	961.30	0.00	0.00
<b>Total</b>	<b>Number of Scripts</b>	<b>6,397</b>	<b>21</b>	<b>0</b>	
	<b>Value of Scripts (Rs. Crore)</b>	<b>727.45</b>	<b>0.44</b>	<b>0.00</b>	
	<b>FOB value of Exports (Rs. Crore)</b>	<b>25,651.55</b>	<b>11.25</b>	<b>0.00</b>	
Duty Neutralisation Scheme DEPB-Post Exports	Number of Scripts	0	0	0	
	Value of Scripts (Rs. Crore)	0.00	0.00	0.00	
	FOB value of Exports (Rs. Crore)	0.00	0.00	0.00	
Duty Remission Schemes	Advance Authorization	Number of Authorization	335	1	0
		CIF value of imports (Rs. Crore)	2,225.69	46.81	0.00
		FOB value of Exports (Rs. Crore)	3,149.51	53.87	0.00
	Duty Free Import Authorization	Number of Authorization	6	0	0
		CIF value of imports (Rs. Crore)	4.88	0.00	0.00
		FOB value of Exports (Rs. Crore)	6.23	0.00	0.00
	<b>Total</b>	<b>Number of Authorization</b>	<b>341</b>	<b>1</b>	<b>0</b>
		<b>CIF value of imports (Rs. Crore)</b>	<b>2,230.57</b>	<b>46.81</b>	<b>0.00</b>
		<b>FOB value of Exports (Rs. Crore)</b>	<b>3,155.74</b>	<b>53.87</b>	<b>0.00</b>
Export Promotion Capital Goods	Number of Authorization	312	6	0	
	Duty saved Amount (Rs. Crore)	142.80	4.70	0.00	
	FOB value of Exports (Rs. Crore)	702.34	6.51	0.00	
Replenishment License (Gem & Jewellery)	Number of Authorization	0	0	0	
	CIF value of imports (Rs. Crore)	0.00	0.00	0.00	
	FOB value of Exports (Rs. Crore)	0.00	0.00	0.00	
A	Import License for Restricted Items	Number of Authorization	11	0	0
		CIF value of imports (Rs. Crore)	239.02	0.00	0.00
B	Export License for Restricted Items	Number of Authorization	12	0	0
		FOB value of Exports (Rs. Crore)	22.17	0.00	0.00

**Table 4 (contd.): Scheme-wise Authorisations/Scripts and FOB/CIF values: Eastern Zone RAs (April-September 2017)**

Regional Authorities		Patna	Cuttack	Eastern Zone Total	
Reward / Incentive Schemes	Focus Market Scheme	Number of Scripts	1	0	46
		Value of Scripts (Rs. Crore)	0.01	0.00	1.55
		FOB value of Exports (Rs. Crore)	0.57	0.00	45.64
	Focus Product Scheme	Number of Scripts	0	2	254
		Value of Scripts (Rs. Crore)	0.00	0.32	12.25
		FOB value of Exports (Rs. Crore)	0.00	9.04	530.78
	Vishesh Krishi & Gram Udyog Yojna	Number of Scripts	0	0	47
		Value of Scripts (Rs. Crore)	0.00	0.00	1.55
		FOB value of Exports (Rs. Crore)	0.00	0.00	36.16
	Served From India Scheme	Number of Scripts	0	0	4
		Value of Scripts (Rs. Crore)	0.00	0.00	3.09
	Status Holder Incentive Scrip	Number of Scripts	0	0	0
		Value of Scripts (Rs. Crore)	0.00	0.00	0.00
	Incremental Export Incentivisation Scheme	Number of Scripts	0	0	25
		Value of Scripts (Rs. Crore)	0.00	0.00	4.49
	Merchandise Exports From India Scheme	Number of Scripts	19	93	6,150
		Value of Scripts (Rs. Crore)	2.36	47.88	749.01
		FOB value of Exports (Rs. Crore)	71.90	1,646.97	25,817.40
	Services Exports From India Scheme	Number of Scripts	11	1	19
		Value of Scripts (Rs. Crore)	0.50	0.04	7.06
		FOB value of Exports (Rs. Crore)	111.64	1.49	1,074.43
<b>Total</b>	<b>Number of Scripts</b>	<b>31</b>	<b>96</b>	<b>6,545</b>	
	<b>Value of Scripts (Rs. Crore)</b>	<b>2.87</b>	<b>48.24</b>	<b>779.00</b>	
	<b>FOB value of Exports (Rs. Crore)</b>	<b>184.11</b>	<b>1,657.50</b>	<b>27,504.41</b>	
Duty Neutralisation Scheme	Number of Scripts	0	0	0	
	Value of Scripts (Rs. Crore)	0.00	0.00	0.00	
	DEPB-Post Exports	0.00	0.00	0.00	
Duty Remission Schemes	Advance Authorization	Number of Authorization	0	18	354
		CIF value of imports (Rs. Crore)	0.00	120.73	2,393.23
		FOB value of Exports (Rs. Crore)	0.00	326.34	3,529.72
	Duty Free Import Authorization	Number of Authorization	0	0	6
		CIF value of imports (Rs. Crore)	0.00	0.00	4.88
		FOB value of Exports (Rs. Crore)	0.00	0.00	6.23
	<b>Total</b>	<b>Number of Authorization</b>	<b>0</b>	<b>18</b>	<b>360</b>
		<b>CIF value of imports (Rs. Crore)</b>	<b>0.00</b>	<b>120.73</b>	<b>2,398.11</b>
		<b>FOB value of Exports (Rs. Crore)</b>	<b>0.00</b>	<b>326.34</b>	<b>3,535.95</b>
Export Promotion Capital Goods	Number of Authorization	8	57	383	
	Duty saved Amount (Rs. Crore)	2.74	28.73	178.98	
	FOB value of Exports (Rs. Crore)	17.73	171.86	898.44	
Replenishment License (Gem & Jewellery)	Number of Authorization	0	0	0	
	CIF value of imports (Rs. Crore)	0.00	0.00	0.00	
	FOB value of Exports (Rs. Crore)	0.00	0.00	0.00	
A	Import License for Restricted Items	Number of Authorization	2	2	15
		CIF value of imports (Rs. Crore)	7.44	0.02	246.48
B	Export License for Restricted Items	Number of Authorization	7	0	19
		FOB value of Exports (Rs. Crore)	51.25	0.00	73.42

**Table 5: Scheme-wise Authorisations/Scripts and FOB/CIF values: Southern Zone RAs (April-September 2017)**

Regional Authorities		Chennai	Bangalore	Hyderabad	Cochin	
Reward / Incentive Schemes	Focus Market Scheme	Number of Scripts	78	34	55	4
		Value of Scripts (Rs. Crore)	8.68	1.41	6.94	0.06
		FOB value of Exports (Rs. Crore)	250.71	44.54	210.03	1.92
	Focus Product Scheme	Number of Scripts	222	221	71	40
		Value of Scripts (Rs. Crore)	9.67	12.73	9.65	1.03
		FOB value of Exports (Rs. Crore)	418.28	508.89	445.14	30.16
	Vishesh Krishi & Gram Udyog Yojna	Number of Scripts	17	17	7	32
		Value of Scripts (Rs. Crore)	0.41	0.67	0.16	0.77
		FOB value of Exports (Rs. Crore)	8.70	13.51	3.68	16.84
	Served From India Scheme	Number of Scripts	23	16	8	6
		Value of Scripts (Rs. Crore)	13.24	8.60	2.66	0.26
	Status Holder Incentive Scrip	Number of Scripts	0	1	0	0
		Value of Scripts (Rs. Crore)	0.00	0.63	0.00	0.00
	Incremental Export Incentivisation Scheme	Number of Scripts	18	9	2	2
		Value of Scripts (Rs. Crore)	3.96	3.28	0.77	0.26
	Merchandise Exports From India Scheme	Number of Scripts	5,292	3,376	1,730	2,125
		Value of Scripts (Rs. Crore)	850.04	370.96	325.09	185.07
		FOB value of Exports (Rs. Crore)	34,365.88	14,859.15	11,305.06	4,906.07
	Services Exports From India Scheme	Number of Scripts	123	26	70	9
		Value of Scripts (Rs. Crore)	114.03	8.58	39.19	8.44
		FOB value of Exports (Rs. Crore)	32,916.14	684.44	14,700.59	173.20
<b>Total</b>	<b>Number of Scripts</b>	<b>5,773</b>	<b>3,700</b>	<b>1,943</b>	<b>2,218</b>	
	<b>Value of Scripts (Rs. Crore)</b>	<b>1,000.03</b>	<b>406.86</b>	<b>384.46</b>	<b>195.89</b>	
	<b>FOB value of Exports (Rs. Crore)</b>	<b>67,959.71</b>	<b>16,110.53</b>	<b>26,664.50</b>	<b>5,128.19</b>	
Duty Neutralisation Scheme DEPB-Post Exports	Number of Scripts	1	0	0	0	
	Value of Scripts (Rs. Crore)	0.01	0.00	0.00	0.00	
	FOB value of Exports (Rs. Crore)	0.18	0.00	0.00	0.00	
Duty Remission Scheme	Advance Authorization	Number of Authorization	574	803	590	69
		CIF value of imports (Rs. Crore)	3,197.68	13,812.61	5,372.22	477.21
		FOB value of Exports (Rs. Crore)	5,064.47	15,737.62	8,208.81	583.32
	Duty Free Import Authorization	Number of Authorization	5	18	25	0
		CIF value of imports (Rs. Crore)	11.74	41.45	196.99	0.00
		FOB value of Exports (Rs. Crore)	17.49	67.07	236.46	0.00
	<b>Total</b>	<b>Number of Authorization</b>	<b>579</b>	<b>821</b>	<b>615</b>	<b>69</b>
		<b>CIF value of imports (Rs. Crore)</b>	<b>3,209.42</b>	<b>13,854.06</b>	<b>5,569.21</b>	<b>477.21</b>
		<b>FOB value of Exports (Rs. Crore)</b>	<b>5,081.96</b>	<b>15,804.69</b>	<b>8,445.27</b>	<b>583.32</b>
Export Promotion Capital Goods	Number of Authorization	379	549	296	98	
	Duty saved Amount (Rs. Crore)	268.09	227.72	199.46	24.86	
	FOB value of Exports (Rs. Crore)	1,599.00	1,363.16	1,213.56	149.45	
Replenishment License (Gem & Jewellery)	Number of Authorization	1	0	0	0	
	CIF value of imports (Rs. Crore)	3.54	0.00	0.00	0.00	
	FOB value of Exports (Rs. Crore)	354.61	0.00	0.00	0.00	
A	Import License for Restricted Items	Number of Authorization	64	32	26	5
		CIF value of imports (Rs. Crore)	1,426.73	4,257.17	38.51	46.96
B	Export License for Restricted Items	Number of Authorization	21	19	27	0
		FOB value of Exports (Rs. Crore)	36.89	119.18	81.35	0.00



**Table 5 (contd.): Scheme-wise Authorisations/Scripts and FOB/CIF values: Southern Zone RAs (April-September 2017)**

Regional Authorities		Pondicherry	Vishakhap	Coimbatore	Madurai	
Reward / Incentive Schemes	Focus Market Scheme	Number of Scripts	0	1	6	3
		Value of Scripts (Rs. Crore)	0.00	0.04	0.07	0.02
		FOB value of Exports (Rs. Crore)	0.00	1.36	2.49	0.78
	Focus Product Scheme	Number of Scripts	2	1	124	53
		Value of Scripts (Rs. Crore)	0.09	0.00	2.66	0.89
		FOB value of Exports (Rs. Crore)	5.45	0.25	133.11	38.66
	Vishesh Krishi & Gram Udyog Yojna	Number of Scripts	0	0	5	21
		Value of Scripts (Rs. Crore)	0.00	0.00	0.09	0.41
		FOB value of Exports (Rs. Crore)	0.00	0.00	2.09	8.94
	Served From India Scheme	Number of Scripts	0	0	0	2
		Value of Scripts (Rs. Crore)	0.00	0.00	0.00	3.88
	Status Holder Incentive Scrip	Number of Scripts	0	1	0	0
		Value of Scripts (Rs. Crore)	0.00	5.10	0.00	0.00
	Incremental Export Incentivisation Scheme	Number of Scripts	1	0	32	0
		Value of Scripts (Rs. Crore)	0.11	0.00	4.64	0.00
	Merchandise Exports From India Scheme	Number of Scripts	59	598	5,736	1,284
		Value of Scripts (Rs. Crore)	4.90	257.08	328.53	86.13
		FOB value of Exports (Rs. Crore)	173.04	5,932.97	14,475.13	3,024.15
	Services Exports From India Scheme	Number of Scripts	0	9	2	2
		Value of Scripts (Rs. Crore)	0.00	17.52	1.86	1.21
FOB value of Exports (Rs. Crore)		0.00	705.35	37.92	24.70	
<b>Total</b>	<b>Number of Scripts</b>	<b>62</b>	<b>610</b>	<b>5,905</b>	<b>1,365</b>	
	<b>Value of Scripts (Rs. Crore)</b>	<b>5.10</b>	<b>279.74</b>	<b>337.85</b>	<b>92.54</b>	
	<b>FOB value of Exports(Rs.Crore)</b>	<b>178.49</b>	<b>6,639.93</b>	<b>14,650.74</b>	<b>3,097.23</b>	
Duty Neutralisation Scheme DEPB-Post Exports	Number of Scripts	0	0	0	0	
	Value of Scripts (Rs. Crore)	0.00	0.00	0.00	0.00	
	FOB value of Exports (Rs. Crore)	0.00	0.00	0.00	0.00	
Duty Remission Schemes	Advance Authorization	Number of Authorization	109	26	111	75
		CIF value of imports (Rs. Crore)	262.28	141.18	205.37	378.98
		FOB value of Exports (Rs. Crore)	325.90	200.14	437.11	545.04
	Duty Free Import Authorization	Number of Authorization	0	0	5	0
		CIF value of imports (Rs. Crore)	0.00	0.00	21.52	0.00
		FOB value of Exports (Rs. Crore)	0.00	0.00	27.17	0.00
	<b>Total</b>	<b>Number of Authorization</b>	<b>109</b>	<b>26</b>	<b>116</b>	<b>75</b>
		<b>CIF value of imports (Rs. Crore)</b>	<b>262.28</b>	<b>141.18</b>	<b>226.89</b>	<b>378.98</b>
		<b>FOB value of Exports(Rs.Crore)</b>	<b>325.90</b>	<b>200.14</b>	<b>464.28</b>	<b>545.04</b>
	Export Promotion Capital Goods	Number of Authorization	9	116	596	138
Duty saved Amount (Rs. Crore)		1.88	56.25	176.68	54.63	
FOB value of Exports (Rs. Crore)		11.27	331.41	1,059.73	327.69	
Replenishment License (Gem & Jewellery)	Number of Authorization	0	0	0	0	
	CIF value of imports (Rs. Crore)	0.00	0.00	0.00	0.00	
	FOB value of Exports (Rs. Crore)	0.00	0.00	0.00	0.00	
A Import License for Restricted Items	Number of Authorization	1	5	4	0	
	CIF value of imports (Rs. Crore)	0.20	91.65	6.79	0.00	
B Export License for Restricted Items	Number of Authorization	0	0	3	2	
	FOB value of Exports (Rs. Crore)	0.00	0.00	4.53	3.10	

**Table 5 (contd.): Scheme-wise Authorisations/Scripts and FOB/CIF values: Southern Zone RAs (April-September 2017)**

Regional Authorities		Trivandrum	Belagavi	Vijayawada	Southern Zone Total	
Reward / Incentive Schemes	Focus Market Scheme	Number of Scripts	0	0	0	181
		Value of Scripts (Rs. Crore)	0.00	0.00	0.00	17.22
		FOB value of Exports (Rs. Crore)	0.00	0.00	0.00	511.83
	Focus Product Scheme	Number of Scripts	20	0	0	754
		Value of Scripts (Rs. Crore)	0.05	0.00	0.00	36.77
		FOB value of Exports (Rs. Crore)	3.29	0.00	0.00	1,583.23
	Vishesh Krishi & Gram Udyog Yojna	Number of Scripts	21	1	0	121
		Value of Scripts (Rs. Crore)	0.14	0.00	0.00	2.65
		FOB value of Exports (Rs. Crore)	3.26	0.21	0.00	57.23
	Served From India Scheme	Number of Scripts	5	0	0	60
		Value of Scripts (Rs. Crore)	0.97	0.00	0.00	29.61
	Status Holder Incentive Scrip	Number of Scripts	0	0	0	2
		Value of Scripts (Rs. Crore)	0.00	0.00	0.00	5.72
	Incremental Export Incentivisation Scheme	Number of Scripts	0	0	0	64
		Value of Scripts (Rs. Crore)	0.00	0.00	0.00	13.02
	Merchandise Exports From India Scheme	Number of Scripts	628	33	172	21,033
		Value of Scripts (Rs. Crore)	62.62	2.20	19.84	2,492.46
		FOB value of Exports (Rs. Crore)	2,003.31	71.53	528.64	91,644.93
	Services Exports From India Scheme	Number of Scripts	6	0	0	247
		Value of Scripts (Rs. Crore)	4.20	0.00	0.00	195.03
		FOB value of Exports (Rs. Crore)	91.13	0.00	0.00	49,333.47
<b>Total</b>	<b>Number of Scripts</b>	<b>680</b>	<b>34</b>	<b>172</b>	<b>22,462</b>	
	<b>Value of Scripts (Rs. Crore)</b>	<b>67.98</b>	<b>2.20</b>	<b>19.84</b>	<b>2,792.48</b>	
	<b>FOB value of Exports(Rs. Crore)</b>	<b>2,100.99</b>	<b>71.74</b>	<b>528.64</b>	<b>1,43,130.69</b>	
Duty Neutralisation Scheme DEPB-Post Exports	Number of Scripts	0	0	0	1	
	Value of Scripts (Rs. Crore)	0.00	0.00	0.00	0.01	
	FOB value of Exports (Rs. Crore)	0.00	0.00	0.00	0.18	
Duty Remission Scheme	Advance Authorization	Number of Authorization	196	7	4	2,564
		CIF value of imports (Rs. Crore)	1,782.29	972.06	3.67	26,605.55
		FOB value of Exports (Rs. Crore)	2,139.82	1,118.06	19.41	34,379.70
	Duty Free Import Authorization	Number of Authorization	1	0	0	54
		CIF value of imports (Rs. Crore)	1.69	0.00	0.00	273.39
		FOB value of Exports (Rs. Crore)	2.09	0.00	0.00	350.28
	<b>Total</b>	<b>Number of Authorization</b>	<b>197</b>	<b>7</b>	<b>4</b>	<b>2,618</b>
		<b>CIF value of imports (Rs. Crore)</b>	<b>1,783.98</b>	<b>972.06</b>	<b>3.67</b>	<b>26,878.94</b>
		<b>FOB value of Exports(Rs. Crore)</b>	<b>2,141.91</b>	<b>1,118.06</b>	<b>19.41</b>	<b>34,729.98</b>
Export Promotion Capital Goods	Number of Authorization	14	2	30	2,227	
	Duty saved Amount (Rs. Crore)	2.88	1.63	6.94	1,021.03	
	FOB value of Exports (Rs. Crore)	17.25	9.79	41.43	6,123.73	
Replenishment License (Gem & Jewellery)	Number of Authorization	0	0	0	1	
	CIF value of imports (Rs. Crore)	0.00	0.00	0.00	3.54	
	FOB value of Exports (Rs. Crore)	0.00	0.00	0.00	354.61	
A Import License for Restricted Items	Number of Authorization	2	0	0	139	
	CIF value of imports (Rs. Crore)	0.42	0.00	0.00	5,868.43	
B Export License for Restricted Items	Number of Authorization	0	0	0	72	
	FOB value of Exports (Rs. Crore)	0.00	0.00	0.00	245.05	

**Table 6: Scheme-wise Authorisations/Scripts and FOB/CIF values: Northern Zone RAs (April-September 2017)**

Regional Authorities		New Delhi	Kanpur	Amritsar	Jaipur	
Reward / Incentive Schemes	Focus Market Scheme	Number of Scripts	214	5	2	6
		Value of Scripts (Rs. Crore)	10.95	0.21	0.02	0.09
		FOB value of Exports (Rs. Crore)	321.58	6.54	0.54	3.08
	Focus Product Scheme	Number of Scripts	896	110	30	113
		Value of Scripts (Rs. Crore)	52.37	3.86	0.99	3.75
		FOB value of Exports (Rs. Crore)	1,923.61	100.69	48.45	119.80
	Vishesh Krishi & Gram Udyog Yojna	Number of Scripts	30	4	2	3
		Value of Scripts (Rs. Crore)	1.11	0.29	0.00	0.08
		FOB value of Exports (Rs. Crore)	23.91	5.84	0.13	1.83
	Served From India Scheme	Number of Scripts	314	0	1	1
		Value of Scripts (Rs. Crore)	68.07	0.00	0.05	0.01
	Status Holder Incentive Scrip	Number of Scripts	8	0	0	0
		Value of Scripts (Rs. Crore)	3.03	0.00	0.00	0.00
	Incremental Export Incentivisation Scheme	Number of Scripts	50	4	1	22
		Value of Scripts (Rs. Crore)	11.95	0.24	0.01	1.88
	Merchandise Exports From India Scheme	Number of Scripts	13,828	1,964	227	1,859
		Value of Scripts (Rs. Crore)	1,339.62	171.71	11.38	157.57
		FOB value of Exports (Rs. Crore)	58,315.24	6,066.06	389.17	4,923.71
	Services Exports From India Scheme	Number of Scripts	823	2	0	9
		Value of Scripts (Rs. Crore)	403.48	0.22	0.00	1.70
		FOB value of Exports (Rs. Crore)	3,91,479.80	7.52	0.00	85.04
<b>Total</b>	<b>Number of Scripts</b>	<b>16,163</b>	<b>2,089</b>	<b>263</b>	<b>2,013</b>	
	<b>Value of Scripts (Rs. Crore)</b>	<b>1,890.58</b>	<b>176.53</b>	<b>12.45</b>	<b>165.08</b>	
	<b>FOB value of Exports (Rs. Crore)</b>	<b>4,52,064.14</b>	<b>6,186.65</b>	<b>438.29</b>	<b>5,133.46</b>	
Duty Neutralisation Scheme DEPB-Post Exports	Number of Scripts	1	0	0	0	
	Value of Scripts (Rs. Crore)	0.10	0.00	0.00	0.00	
	FOB value of Exports (Rs. Crore)	1.48	0.00	0.00	0.00	
Duty Remission Schemes	Advance Authorization	Number of Authorization	1,622	107	26	141
		CIF value of imports (Rs. Crore)	15,014.06	275.15	15.40	747.10
		FOB value of Exports (Rs. Crore)	20,157.36	362.88	19.41	1,081.26
	Duty Free Import Authorization	Number of Authorization	33	0	5	0
		CIF value of imports (Rs. Crore)	621.97	0.00	6.96	0.00
		FOB value of Exports (Rs. Crore)	813.54	0.00	45.50	0.00
	<b>Total</b>	<b>Number of Authorization</b>	<b>1,655</b>	<b>107</b>	<b>31</b>	<b>141</b>
		<b>CIF value of imports (Rs. Crore)</b>	<b>15,636.03</b>	<b>275.15</b>	<b>22.36</b>	<b>747.10</b>
		<b>FOB value of Exports (Rs. Crore)</b>	<b>20,970.90</b>	<b>362.88</b>	<b>64.91</b>	<b>1,081.26</b>
	Export Promotion Capital Goods	Number of Authorization	1,023	228	36	234
Duty saved Amount (Rs. Crore)		700.61	84.95	6.25	624.99	
FOB value of Exports (Rs. Crore)		4,170.20	499.36	37.51	3,777.84	
Replenishment License (Gem & Jewellery)	Number of Authorization	11	0	0	15	
	CIF value of imports (Rs. Crore)	8.10	0.00	0.00	24.56	
	FOB value of Exports (Rs. Crore)	73.42	0.00	0.00	53.24	
A Import License for Restricted Items	Number of Authorization	96	10	0	7	
	CIF value of imports (Rs. Crore)	51,291.39	3.20	0.00	116.45	
B Export License for Restricted Items	Number of Authorization	22	0	0	0	
	FOB value of Exports (Rs. Crore)	370.76	0.00	0.00	0.00	



**Table 6 (contd.): Scheme-wise Authorisations/Scripts and FOB/CIF values: Northern Zone RAs (April-September 2017)**

Regional Authorities		Varanasi	Jammu	Chandigarh	Moradabad	
Reward / Incentive Schemes	Focus Market Scheme	Number of Scripts	3	0	11	1
		Value of Scripts (Rs. Crore)	0.02	0.00	0.47	0.02
		FOB value of Exports (Rs. Crore)	0.89	0.00	13.95	0.54
	Focus Product Scheme	Number of Scripts	102	0	41	92
		Value of Scripts (Rs. Crore)	2.42	0.00	4.84	3.18
		FOB value of Exports (Rs. Crore)	40.53	0.00	248.41	51.40
	Vishesh Krishi & Gram Udyog Yojna	Number of Scripts	0	1	2	0
		Value of Scripts (Rs. Crore)	0.00	0.00	0.01	0.00
		FOB value of Exports (Rs. Crore)	0.00	0.14	0.43	0.00
	Served From India Scheme	Number of Scripts	0	0	0	0
		Value of Scripts (Rs. Crore)	0.00	0.00	0.00	0.00
	Status Holder Incentive Scrip	Number of Scripts	0	0	0	1
		Value of Scripts (Rs. Crore)	0.00	0.00	0.00	0.32
	Incremental Export Incentivisation Scheme	Number of Scripts	0	0	3	0
		Value of Scripts (Rs. Crore)	0.00	0.00	0.15	0.00
	Merchandise Exports From India Scheme	Number of Scripts	1,030	23	420	1,638
		Value of Scripts (Rs. Crore)	65.65	1.76	44.91	117.45
		FOB value of Exports (Rs. Crore)	1,341.70	36.59	1,569.10	3,011.59
	Services Exports From India Scheme	Number of Scripts	0	0	1	0
		Value of Scripts (Rs. Crore)	0.00	0.00	0.06	0.00
		FOB value of Exports (Rs. Crore)	0.00	0.00	1.45	0.00
<b>Total</b>	<b>Number of Scripts</b>	<b>1,135</b>	<b>24</b>	<b>478</b>	<b>1,732</b>	
	<b>Value of Scripts (Rs. Crore)</b>	<b>68.09</b>	<b>1.76</b>	<b>50.44</b>	<b>120.97</b>	
	<b>FOB value of Exports(Rs. Crore)</b>	<b>1,383.12</b>	<b>36.73</b>	<b>1,833.34</b>	<b>3,063.53</b>	
Duty Neutralisation Scheme DEPB-Post Exports	Number of Scripts	1	0	0	0	
	Value of Scripts (Rs. Crore)	0.08	0.00	0.00	0.00	
	FOB value of Exports (Rs. Crore)	1.21	0.00	0.00	0.00	
Duty Remission Scheme	Advance Authorization	Number of Authorization	10	1	92	20
		CIF value of imports (Rs. Crore)	20.70	15.09	899.76	36.12
		FOB value of Exports (Rs. Crore)	28.31	17.51	1,099.74	42.58
	Duty Free Import Authorization	Number of Authorization	0	0	0	0
		CIF value of imports (Rs. Crore)	0.00	0.00	0.00	0.00
		FOB value of Exports (Rs. Crore)	0.00	0.00	0.00	0.00
	<b>Total</b>	<b>Number of Authorization</b>	<b>10</b>	<b>1</b>	<b>92</b>	<b>20</b>
		<b>CIF value of imports(Rs. Crore)</b>	<b>20.70</b>	<b>15.09</b>	<b>899.76</b>	<b>36.12</b>
		<b>FOB value of Exports(Rs. Crore)</b>	<b>28.31</b>	<b>17.51</b>	<b>1,099.74</b>	<b>42.58</b>
Export Promotion Capital Goods	Number of Authorization	11	2	81	22	
	Duty saved Amount (Rs. Crore)	1.51	0.31	26.46	3.39	
	FOB value of Exports (Rs. Crore)	11.94	0.47	155.16	20.32	
Replenishment License (Gem & Jewellery)	Number of Authorization	0	0	0	0	
	CIF value of imports (Rs. Crore)	0.00	0.00	0.00	0.00	
	FOB value of Exports (Rs. Crore)	0.00	0.00	0.00	0.00	
A Import License for Restricted Items	Number of Authorization	0	0	3	2	
	CIF value of imports (Rs. Crore)	0.00	0.00	0.51	4.36	
B Export License for Restricted Items	Number of Authorization	0	0	1	0	
	FOB value of Exports (Rs. Crore)	0.00	0.00	9.66	0.00	

**Table 6 (contd.): Scheme-wise Authorisations/Scripts and FOB/CIF values: Northern Zone RAs (April-September 2017)**

Regional Authorities		Ludhiana	Panipat	Dehradun	Srinagar	Northern Zone Total	
Reward / Incentive Schemes	Focus Market Scheme	Number of Scripts	19	14	0	0	275
		Value of Scripts (Rs. Crore)	0.28	0.24	0.00	0.00	12.30
		FOB value of Exports (Rs. Crore)	8.62	6.93	0.00	0.00	362.67
	Focus Product Scheme	Number of Scripts	121	94	7	37	1,643
		Value of Scripts (Rs. Crore)	3.11	5.18	0.13	1.22	81.05
		FOB value of Exports (Rs. Crore)	86.47	232.21	2.34	21.17	2,875.08
	Vishesh Krishi & Gram Udyog Yojna	Number of Scripts	2	1	0	1	46
		Value of Scripts (Rs. Crore)	0.17	0.01	0.00	0.11	1.78
		FOB value of Exports (Rs. Crore)	3.76	0.31	0.00	2.27	38.62
	Served From India Scheme	Number of Scripts	1	0	0	0	317
		Value of Scripts (Rs. Crore)	0.30	0.00	0.00	0.00	68.43
	Status Holder Incentive Scrip	Number of Scripts	1	0	0	0	10
		Value of Scripts (Rs. Crore)	1.35	0.00	0.00	0.00	4.71
	Incremental Export Incentivisation Scheme	Number of Scripts	7	5	0	2	94
		Value of Scripts (Rs. Crore)	1.87	6.25	0.00	0.00	22.35
	Merchandise Exports From India Scheme	Number of Scripts	3,214	1,527	142	230	26,102
		Value of Scripts (Rs. Crore)	182.87	178.25	8.04	8.56	2,287.77
		FOB value of Exports (Rs. Crore)	7,086.76	6,099.53	217.15	196.77	89,253.37
	Services Exports From India Scheme	Number of Scripts	0	0	1	1	837
		Value of Scripts (Rs. Crore)	0.00	0.00	0.22	0.09	405.77
		FOB value of Exports (Rs. Crore)	0.00	0.00	4.48	3.10	3,91,581.39
<b>Total</b>	<b>Number of Scripts</b>	<b>3,365</b>	<b>1,641</b>	<b>150</b>	<b>271</b>	<b>29,324</b>	
	<b>Value of Scripts (Rs. Crore)</b>	<b>189.95</b>	<b>189.93</b>	<b>8.39</b>	<b>9.98</b>	<b>2,884.16</b>	
	<b>FOB value of Exports(Rs.Crore)</b>	<b>7,185.61</b>	<b>6,338.98</b>	<b>223.97</b>	<b>223.31</b>	<b>4,84,111.13</b>	
Duty Neutralisation Scheme DEPB-Post Exports	Number of Scripts	1	0	0	0	3	
	Value of Scripts (Rs. Crore)	0.02	0.00	0.00	0.00	0.20	
	FOB value of Exports (Rs. Crore)	0.35	0.00	0.00	0.00	3.04	
Duty Remission Scheme	Advance Authorization	Number of Authorization	97	22	41	1	2,180
		CIF value of imports (Rs. Crore)	307.79	202.73	7.99	1.95	17,543.84
		FOB value of Exports (Rs. Crore)	372.82	401.33	13.34	2.26	23,598.80
	Duty Free Import Authorization	Number of Authorization	21	0	0	0	59
		CIF value of imports (Rs. Crore)	89.26	0.00	0.00	0.00	718.19
		FOB value of Exports (Rs. Crore)	172.24	0.00	0.00	0.00	1,031.28
	<b>Total</b>	<b>Number of Authorization</b>	<b>118</b>	<b>22</b>	<b>41</b>	<b>1</b>	<b>2,239</b>
		<b>CIF value of imports(Rs. Crore)</b>	<b>397.05</b>	<b>202.73</b>	<b>7.99</b>	<b>1.95</b>	<b>18,262.03</b>
		<b>FOB value of Exports(Rs.Crore)</b>	<b>545.06</b>	<b>401.33</b>	<b>13.34</b>	<b>2.26</b>	<b>24,630.08</b>
Export Promotion Capital Goods	Number of Authorization	266	151	20	3	2,077	
	Duty saved Amount (Rs. Crore)	73.38	48.24	3.58	0.19	1,573.86	
	FOB value of Exports (Rs. Crore)	435.67	288.47	21.48	0.28	9,418.71	
Replenishment License (Gem & Jewellery)	Number of Authorization	0	0	0	0	26	
	CIF value of imports (Rs. Crore)	0.00	0.00	0.00	0.00	32.66	
	FOB value of Exports (Rs. Crore)	0.00	0.00	0.00	0.00	126.66	
A Import License for Restricted Items	Number of Authorization	2	0	1	0	121	
	CIF value of imports (Rs. Crore)	6.05	0.00	1,055.50	0.00	52,477.46	
B Export License for Restricted Items	Number of Authorization	1	0	0	0	24	
	FOB value of Exports (Rs. Crore)	0.54	0.00	0.00	0.00	380.96	

**Table 7: Scheme-wise Authorisations/Scripts and FOB/CIF values: Others (April-September 2017)**

<b>Reward / Incentive Schemes</b>	Focus Market Scheme	Number of Scripts	10
		Value of Scripts (Rs. Crore)	0.56
		FOB value of Exports (Rs. Crore)	15.86
	Focus Product Scheme	Number of Scripts	24
		Value of Scripts (Rs. Crore)	1.03
		FOB value of Exports (Rs. Crore)	54.93
	Vishesh Krishi & Gram Udyog Yojna	Number of Scripts	0
		Value of Scripts (Rs. Crore)	0.00
		FOB value of Exports (Rs. Crore)	0.00
	Served From India Scheme	Number of Scripts	0
		Value of Scripts (Rs. Crore)	0.00
	Status Holder Incentive Scrip	Number of Scripts	1
		Value of Scripts (Rs. Crore)	0.39
	Incremental Export Incentivisation Scheme	Number of Scripts	0
		Value of Scripts (Rs. Crore)	0.00
Merchandise Exports From India Scheme	Number of Scripts	6,688	
	Value of Scripts (Rs. Crore)	1,390.84	
	FOB value of Exports (Rs. Crore)	53,637.05	
Services Exports From India Scheme	Number of Scripts	381	
	Value of Scripts (Rs. Crore)	317.36	
	FOB value of Exports (Rs. Crore)	2,24,471.36	
<b>Total</b>	<b>Number of Scripts</b>	<b>7,104</b>	
	<b>Value of Scripts (Rs. Crore)</b>	<b>1,710.18</b>	
	<b>FOB value of Exports (Rs. Crore)</b>	<b>2,78,179.20</b>	
Duty Neutralisation Scheme DEPB-Post Exports	Number of Scripts	0	
	Value of Scripts (Rs. Crore)	0.00	
	FOB value of Exports (Rs. Crore)	0.00	
<b>Duty Remission Scheme</b>	Advance Authorization	Number of Authorization	7
		CIF value of imports (Rs. Crore)	34.30
		FOB value of Exports (Rs. Crore)	44.58
	Duty Free Import Authorization (DFIA)	Number of Authorization	0
		CIF value of imports (Rs. Crore)	0.00
		FOB value of Exports (Rs. Crore)	0.00
	<b>Total</b>	<b>Number of Authorization</b>	<b>7</b>
		<b>CIF value of imports (Rs. Crore)</b>	<b>34.30</b>
		<b>FOB value of Exports (Rs. Crore)</b>	<b>44.58</b>
Export Promotion Capital Goods	Number of Authorization	2	
	Duty saved Amount (Rs. Crore)	0.08	
	FOB value of Exports (Rs. Crore)	0.49	
Replenishment License (Gem & Jewellery)	Number of Authorization	0	
	CIF value of imports (Rs. Crore)	0.00	
	FOB value of Exports (Rs. Crore)	0.00	
A Import License for Restricted Items	Number of Authorization	0	
	CIF value of imports (Rs. Crore)	0.00	
B Export License for Restricted Items	Number of Authorization	0	
	FOB value of Exports (Rs. Crore)	0.00	

**Table 8: Monitoring of Export Obligation under Advance Authorisation Scheme (April-September 2017)**

S. No.	Regional Authorities	Authorisation issued (Net)			EO Fulfilled		Unredeemed	
		No.	CIF (Rs. Crore)	EO (Rs. Crore)	No.	EO (Rs. Crore)	No.	EO (Rs. Crore)
1	Ahmedabad	783	5340.67	7341.18	0	0.00	783	7341.18
2	Amritsar	26	15.39	19.39	0	0.00	26	19.39
3	Bangalore	806	13849.65	15752.97	2	4.98	804	15747.99
4	Bhopal	127	1429.23	2015.81	5	8.71	122	2007.10
5	Chandigarh	91	899.77	1094.16	0	0.00	91	1094.16
6	Chennai	578	3196.46	5190.04	0	0.00	578	5190.04
7	Cochin	66	466.00	570.00	0	0.00	66	570.00
8	Coimbatore	117	228.38	466.03	0	0.00	117	466.03
9	Cuttack	18	120.73	326.33	0	0.00	18	326.33
10	Dehradun	39	7.15	12.53	0	0.00	39	12.53
11	Goa	58	60.97	109.75	0	0.00	58	109.75
12	Guwahati	0	0.00	0.00	0	0.00	0	0.00
13	Hyderabad	590	5334.16	8208.80	0	0.00	590	8208.80
14	Jaipur	142	767.94	1120.56	4	41.67	138	1078.89
15	Jammu	1	15.00	17.51	0	0.00	1	17.51
16	Kanpur	89	153.90	199.15	2	3.65	87	195.50
17	Kolkata	0	0.00	0.00	0	0.00	0	0.00
18	Ludhiana	97	307.77	372.82	0	0.00	97	372.82
19	Madurai	75	379.00	545.08	0	0.00	75	545.08
20	Moradabad	0	0.00	0.00	0	0.00	0	0.00
21	Mumbai	3327	24562.87	56631.93	10	103.11	3317	56528.82
22	Nagpur	21	35.76	47.71	0	0.00	21	47.71
23	New Delhi	1620	15021.00	20133.00	4	56.00	1616	20077.00
24	Panipat	21	199.47	397.41	0	0.00	21	397.41
25	Patna	0	0.00	0.00	0	0.00	0	0.00
26	Pondicherry	109	261.66	325.90	0	0.00	109	325.90
27	Pune	163	2032.19	3786.33	0	0.00	163	3786.33
28	Raipur	19	10.02	12.12	0	0.00	19	12.12
29	Rajkot	0	0.00	0.00	0	0.00	0	0.00
30	Shillong	0	0.00	0.00	0	0.00	0	0.00
31	Srinagar	1	0.00	2.27	0	0.00	1	2.27
32	Surat	126	654.74	848.85	0	0.00	126	848.85
33	Trivandrum	195	1783.99	2127.12	0	0.00	195	2127.12
34	Vadodara	412	8226.03	10152.92	0	0.00	412	10152.92
35	Varanasi	10	22.77	27.96	1	1.08	9	26.88
36	Vishakhapatnam	0	0.00	0.00	0	0.00	0	0.00
<b>Total</b>		<b>9727</b>	<b>85382.67</b>	<b>137855.62</b>	<b>28</b>	<b>219.20</b>	<b>9699</b>	<b>137636.42</b>

Note: (i) Net Authorisations: Authorisations issued-Surrendered/Cancelled

(ii) Unredeemed includes the cases where the files sent to ECA of DGFT

**Table 9: Monitoring of Export Obligation under Advance Authorisation Scheme issued upto March, 2017 (Status of Fulfilment as on September, 2017)**

S. No.	Regional Authorities	Authorisation issued (Net)			EO Fulfilled		Unredeemed	
		No.	CIF (Rs. Crore)	EO (Rs. Crore)	No.	EO (Rs. Crore)	No.	EO (Rs. Crore)
1	Ahmedabad	39746	56469.80	77551.89	33384	53931.30	6362	23620.59
2	Amritsar	1359	644.55	1361.40	1279	900.28	80	461.12
3	Bangalore	46112	126567.03	169086.73	41406	103668.25	4706	65418.48
4	Bhopal	7776	30730.90	41342.58	6815	28137.62	961	13204.96
5	Chandigarh	5034	18840.06	22139.36	4322	14765.39	712	7373.97
6	Chennai	26021	101646.18	184819.88	21416	110604.32	4605	74215.56
7	Cochin	9786	21935.00	28993.00	9243	25358.00	543	3635.00
8	Coimbatore	8592	10446.84	15822.36	7458	11130.57	1134	4691.79
9	Cuttack	566	2964.59	5022.38	486	3711.34	80	1311.04
10	Dehradun	739	9927.93	18799.74	577	13609.70	162	5190.04
11	Goa	1276	2278.06	3290.05	715	1757.96	561	1532.09
12	Guwahati	346	301.39	542.52	314	511.46	32	31.06
13	Hyderabad	29612	108725.18	151931.71	23944	81306.76	5668	70624.95
14	Jaipur	5822	9434.47	13601.85	5305	10316.28	517	3285.57
15	Jammu	54	105.13	108.05	39	27.02	15	81.03
16	Kanpur	3800	6609.44	9433.66	3349	7798.44	451	1635.22
17	Kolkata	29554	64940.09	111606.14	27680	84542.93	1874	27063.21
18	Ludhiana	10601	13588.43	18490.15	9725	14486.09	876	4004.06
19	Madurai	7340	75246.78	86024.92	6816	21224.35	524	64800.57
20	Moradabad	316	995.90	2027.54	209	342.92	107	1684.62
21	Mumbai	123054	1134782.57	1569207.83	105526	1192102.32	17528	377105.51
22	Nagpur	446	9604.43	11441.55	195	2134.17	251	9307.38
23	New Delhi	58219	186842.00	255165.00	50606	178074.00	7613	77091.00
24	Panipat	1466	4890.35	7997.04	1101	5650.10	365	2346.94
25	Patna	685	295.46	426.10	664	401.51	21	24.59
26	Pondicherry	1647	2642.61	3302.07	1223	2438.42	424	863.65
27	Pune	17499	40335.17	72327.35	15677	45054.84	1822	27272.51
28	Raipur	84	51.75	201.26	51	99.87	33	101.39
29	Rajkot	4834	5181.12	7662.63	4367	6170.99	467	1491.64
30	Shillong	0	0.00	0.00	0	0.00	0	0.00
31	Srinagar	2	4.67	6.03	0	0.00	2	6.03
32	Surat	3595	8872.30	13124.98	2829	7019.61	766	6105.37
33	Trivandrum	941	4499.47	5796.62	474	1753.01	467	4043.61
34	Vadodara	18749	170900.41	203530.69	15907	105724.07	2842	97806.62
35	Varanasi	1677	578.76	1185.59	1534	981.46	143	204.13
36	Vishakhapatnam	1160	13834.47	14983.10	1034	14267.98	126	715.12
<b>Total</b>		<b>468510</b>	<b>2245713.29</b>	<b>3128353.76</b>	<b>405670</b>	<b>2150003.34</b>	<b>62840</b>	<b>978350.42</b>

Note: (i) Net Authorisations: Authorisations issued-Surrendered/Cancelled

(ii) Unredeemed includes the cases where the files sent to ECA of DGFT

**Table 10: Monitoring of Export Obligation under EPCG Scheme (April-September 2017)**

S. No.	Regional Authorities	Authorisations issued				EO fulfilled			Un-redeemed		
		No.	CIF/ duty saved amount (Rs. Crore)	EO Refixed /Fixed		No.	EO Refixed /Fixed		No.	EO Refixed /Fixed	
				Avg (Rs. Crore)	Addl Spec (Rs. Crore)		Avg (Rs. Crore)	Addl Spec (Rs. Crore)		Avg (Rs. Crore)	Addl Spec (Rs. Crore)
1	Ahmedabad	482	475.73	55505.61	2791.61	0	0.00	0.00	482	55505.61	2791.61
2	Amritsar	34	5.83	0.00	34.12	0	0.00	0.00	34	0.00	34.12
3	Bangalore	121	3.19	463.82	8.78	11	2.15	0.14	110	461.66	8.64
4	Bhopal	120	31.01	4970.94	203.75	0	0.00	0.00	120	4970.94	203.75
5	Chandigarh	0	0.00	0.00	0.00	0	0.00	0.00	0	0.00	0.00
6	Chennai	0	0.00	0.00	0.00	0	0.00	0.00	0	0.00	0.00
7	Cochin	98	24.38	3719.65	149.45	1	0.00	0.70	97	3719.65	148.75
8	Coimbatore	596	176.68	35256.39	1031.88	4	0.13	9.19	592	35256.26	1022.69
9	Cuttack	57	28.70	0.00	171.08	0	0.00	0.00	57	0.00	171.08
10	Dehradun	18	3.68	17.09	0.00	0	0.00	0.00	18	17.09	0.00
11	Goa	22	4.96	940.71	0.00	0	0.00	0.00	22	940.71	0.00
12	Guwahati	0	0.00	0.00	0.00	0	0.00	0.00	0	0.00	0.00
13	Hyderabad	296	206.84	30068.11	1213.55	2	0.00	1.68	294	30068.11	1211.87
14	Jaipur	236	633.71	5393.47	3779.03	0	0.00	0.00	236	5393.47	3779.03
15	Jammu	2	0.31	0.00	0.47	0	0.00	0.00	2	0.00	0.47
16	Kanpur	218	81.61	479.73	0.00	0	0.00	0.00	218	479.73	0.00
17	Kolkata	0	0.00	0.00	0.00	0	0.00	0.00	0	0.00	0.00
18	Ludhiana	273	8612.00	3271.91	3296.37	4	120.76	1.56	269	3151.15	3294.81
19	Madurai	138	53.82	288.50	327.68	8	0.00	178.66	130	288.50	149.02
20	Moradabad	0	0.00	0.00	0.00	0	0.00	0.00	0	0.00	0.00
21	Mumbai	1046	1425.65	251857.35	8264.35	5	33.74	8.86	1041	251823.61	8255.49
22	Nagpur	20	9.90	38.04	50.13	0	0.00	0.00	20	38.04	50.13
23	New Delhi	1023	700.60	0.00	4171.16	0	0.00	0.00	1023	0.00	4171.16
24	Panipat	0	0.00	0.00	0.00	0	0.00	0.00	0	0.00	0.00
25	Patna	7	2.37	0.00	14.27	0	0.00	0.00	7	0.00	14.27
26	Pondicherry	9	1.88	27.57	11.27	0	0.00	0.00	9	27.57	11.27
27	Pune	154	89.56	34515.21	532.95	7	26.17	67.54	147	34489.04	465.41
28	Raipur	10	5.20	39.22	31.16	0	0.00	0.00	10	39.22	31.16
29	Rajkot	0	0.00	0.00	0.00	0	0.00	0.00	0	0.00	0.00
30	Shillong	0	0.00	0.00	0.00	0	0.00	0.00	0	0.00	0.00
31	Srinagar	1	0.13	0.00	0.19	0	0.00	0.00	1	0.00	0.19
32	Surat	1397	240.25	16501.52	1469.56	0	0.00	0.00	1397	16501.52	1469.56
33	Trivandrum	14	6.00	93.37	17.25	0	93.37	0.00	14	0.00	17.25
34	Vadodara	68	104.41	2148.63	636.57	2	3.60	0.48	66	2145.03	636.09
35	Varanasi	10	0.02	0.25	0.12	0	0.00	0.00	10	0.25	0.12
36	V'patnam	0	0.00	0.00	0.00	0	0.00	0.00	0	0.00	0.00
<b>Total</b>		<b>6470</b>	<b>12928.42</b>	<b>445597.09</b>	<b>28206.74</b>	<b>44</b>	<b>279.92</b>	<b>268.81</b>	<b>6426</b>	<b>445317.17</b>	<b>27937.93</b>



**Table 11: Monitoring of Export Obligation under EPCG Scheme issued upto March, 2017 (Status of Fulfilment as on September 2017)  
(Where EO period has not expired)**

S. No.	Regional Authorities	Authorisations issued				EO fulfilled			Un-redeemed		
		No.	CIF/ duty saved amount (Rs. Crore)	EO Refixed /Fixed		No.	EO Refixed /Fixed		No.	EO Refixed /Fixed	
				Avg (Rs. Crore)	Addl Spec (Rs. Crore)		Avg (Rs. Crore)	Addl Spec (Rs. Crore)		Avg (Rs. Crore)	Addl Spec (Rs. Crore)
1	Ahmedabad	9264	8139.70	796517.18	48996.85	4165	370300.38	45682.33	5099	426216.80	3314.53
2	Amritsar	1430	190.96	567.97	1244.30	590	103.62	467.44	840	464.35	776.85
3	Bangalore	8035	2473.29	135991.65	16022.47	2683	72280.25	6168.80	5352	63711.41	9853.67
4	Bhopal	3745	1469.94	62617.89	10249.16	1553	21185.86	4547.70	2192	41432.03	5701.46
5	Chandigarh	2578	949.53	18344.57	6141.63	1267	11057.76	3022.99	1311	7286.81	3118.64
6	Chennai	9392	10405.22	2109218.32	51824.62	2259	328945.78	9443.31	7133	1780272.54	42381.31
7	Cochin	1978	1386.73	56462.50	4578.73	574	28805.36	1463.21	1404	27657.14	3115.52
8	Coimbatore	12488	3576.89	427287.60	25168.23	4958	190087.49	9366.13	7530	237200.11	15802.10
9	Cuttack	1195	1606.10	0.00	10439.44	455	0.00	2640.36	740	0.00	7799.08
10	Dehradun	534	639.74	7371.29	3212.63	174	2069.51	1297.46	360	5301.78	1915.17
11	Goa	691	405.92	187060.62	14679.84	286	63517.21	4270.97	405	123543.41	10408.87
12	Guwahati	76	61.03	0.00	138.42	27	0.00	38.30	49	0.00	100.12
13	Hyderabad	12773	22445.17	409633.67	46718.42	4910	377932.57	20722.66	7863	31701.10	25995.76
14	Jaipur	3290	3033.72	28724.84	23009.33	933	14129.06	4692.26	2357	14595.78	18317.07
15	Jammu	48	8.32	0.00	34.55	12	0.00	9.55	36	0.00	25.00
16	Kanpur	6495	1537.36	79970.96	7294.93	3463	43497.67	3610.25	3032	36473.29	3684.68
17	Kolkata	12391	14515.27	1671140.40	96751.81	5012	403974.67	34510.64	7379	1267165.73	62241.17
18	Ludhiana	12086	3805.70	19327.62	30192.29	5346	14523.30	16798.90	6740	4804.32	13393.39
19	Madurai	3155	1188.73	55760.73	8397.86	1233	16836.24	2609.15	1922	38924.49	5788.71
20	Moradabad	342	346.78	812.84	2116.37	159	294.46	560.20	183	518.38	1556.17
21	Mumbai	27062	38967.85	2998233.68	275347.56	9629	515486.12	62211.51	17433	2482747.56	213136.05
22	Nagpur	805	410.76	9185.69	2585.00	167	73.56	557.13	638	9112.13	2027.87
23	New Delhi	24084	63442.00	0.00	187245.00	10202	0.00	73192.00	13882	0.00	114053.00
24	Panipat	2494	1588.62	27208.93	10398.46	125	642.15	97.08	2369	26566.78	10301.38
25	Patna	257	78.69	0.00	576.59	73	0.00	212.64	184	0.00	363.95
26	Pondicherry	367	61.23	728.17	334.03	74	200.49	68.72	293	527.68	265.31
27	Pune	5989	3261.96	397491.91	20269.33	1714	236857.09	4980.40	4275	160634.82	15288.93
28	Raipur	262	117.89	1746.69	744.35	67	170.73	86.57	195	1575.97	657.78
29	Rajkot	396	299.68	4893.38	972.21	183	1892.61	326.01	213	3000.77	646.20
30	Shillong	17	25.99	0.00	52.02	0	0.00	0.00	17	0.00	52.02
31	Srinagar	14	2.54	5.27	5.48	0	0.00	0.00	14	5.27	5.48
32	Surat	21103	25816.87	123353.13	62991.98	4736	8131.37	5196.14	16367	115221.76	57795.84
33	Trivandrum	1047	992.34	3723.04	1751.40	506	3723.04	556.85	541	0.00	1194.55
34	Vadodara	1593	1904.37	54096.88	14120.77	620	39618.96	4747.09	973	14477.92	9373.68
35	Varanasi	720	158.62	4732.90	1491.81	145	781.37	430.87	575	3951.53	1060.94
36	V'patnam	1659	762.34	170978.97	2777.46	517	9819.70	561.10	1142	161159.27	2216.36
<b>Total</b>		<b>189855</b>	<b>216077.84</b>	<b>9863189.29</b>	<b>988875.33</b>	<b>68817</b>	<b>2776938.38</b>	<b>325146.71</b>	<b>121038</b>	<b>7086250.91</b>	<b>663728.61</b>

**Table 12: Monitoring of Export Obligation under EPCG Scheme (Status of Fulfilment as on September 2017)**  
(Where EO period has expired)

S. No.	Regional Authorities	Authorisations issued				EO fulfilled			Un-redeemed		
		No.	CIF/ duty saved amount (Rs. Crore)	EO Refixed /Fixed		No.	EO Refixed /Fixed		No.	EO Refixed /Fixed	
				Avg (Rs. Crore)	Addl Spec (Rs. Crore)		Avg (Rs. Crore)	Addl Spec (Rs. Crore)		Avg (Rs. Crore)	Addl Spec (Rs. Crore)
1	Ahmedabad	402	728.68	3375.74	3901.46	344	2735.28	3314.34	0	0.00	0.00
2	Amritsar	57	18.91	0.20	82.98	57	0.20	82.98	0	0.00	0.00
3	Bangalore	8693	2909.00	227443.29	19499.52	6628	321129.98	263345.76	1672	-98529.60	244312.57
4	Bhopal	335	354.65	1523.29	3354.01	296	1415.92	2725.91	11	90.55	97.22
5	Chandigarh	32	32.73	89.69	151.27	21	86.82	110.09	4	0.41	10.90
6	Chennai	8123	36009.95	267211.76	34139.72	5811	166776.56	21786.33	1944	92516.34	11635.68
7	Cochin	1564	1269.54	20382.71	3287.37	1332	18689.12	2477.38	140	708.73	520.47
8	Coimbatore	14424	5118.68	203202.28	39085.94	11699	113736.84	32047.45	2207	85965.35	5954.65
9	Cuttack	76	715.31	0.00	3957.99	66	0.00	3943.30	4	0.00	11.09
10	Dehradun	0	0.00	0.00	0.00	0	0.00	0.00	0	0.00	0.00
11	Goa	541	169.94	32714.72	1482.70	456	28275.61	1105.11	54	3282.50	363.06
12	Guwahati	14	3.68	0.00	15.33	9	0.00	12.22	2	0.00	0.88
13	Hyderabad	500	520.92	5356.39	2564.11	415	4513.82	2318.82	38	699.31	139.49
14	Jaipur	2256	1411.44	18707.96	10430.85	1756	11023.11	8783.86	302	7409.78	1342.65
15	Jammu	14	1.78	0.00	10.08	9	0.00	8.45	3	0.00	1.44
16	Kanpur	55	53.88	72.25	241.44	48	65.54	185.66	1	0.00	0.82
17	Kolkata	331	207.49	362.53	874.45	285	318.74	750.93	8	9.48	33.80
18	Ludhiana	4205	5211.44	13820.56	17335.22	3758	13077.84	15081.96	414	742.72	2150.41
19	Madurai	3893	1567.62	104805.47	10751.66	3569	102345.09	10034.55	215	618.19	453.38
20	Moradabad	0	0.00	0.00	0.00	0	0.00	0.00	0	0.00	0.00
21	Mumbai	21308	44230.06	1184704.29	298139.31	16992	833909.40	250410.24	3207	332168.28	39040.36
22	Nagpur	0	0.00	0.00	0.00	0	0.00	0.00	0	0.00	0.00
23	New Delhi	17177	89263.00	0.00	112634.00	14333	0.00	97890.00	1817	0.00	11287.00
24	Panipat	2121	2852.01	22576.14	20285.69	1283	14909.06	7108.17	774	7425.75	12988.82
25	Patna	8	7.91	0.00	34.31	4	0.00	16.51	1	0.00	11.82
26	Pondicherry	0	0.00	0.00	0.00	0	0.00	0.00	0	0.00	0.00
27	Pune	4106	2739.68	151361.88	23139.82	2899	129276.62	12075.90	1032	16404.63	9833.92
28	Raipur	1	0.03	0.00	0.23	1	0.00	0.23	0	0.00	0.00
29	Rajkot	993	910.51	32245.64	2867.12	745	31317.68	2096.91	205	-640.54	615.75
30	Shillong	0	0.00	0.00	0.00	0	0.00	0.00	0	0.00	0.00
31	Srinagar	0	0.00	0.00	0.00	0	0.00	0.00	0	0.00	0.00
32	Surat	2962	2568.91	9914.58	5699.32	2131	7345.81	2849.30	707	2340.20	2699.02
33	Trivandrum	0	0.00	0.00	0.00	0	0.00	0.00	0	0.00	0.00
34	Vadodara	1547	1606.67	17630.29	11327.62	1327	16886.71	9974.78	123	373.85	874.97
35	Varanasi	425	328.37	6328.33	1861.19	386	5581.68	1784.03	25	735.64	33.56
36	V'patnam	639	973.23	13144.63	2476.77	465	8989.65	1786.06	146	3840.56	432.75
	<b>Total</b>	<b>96802</b>	<b>201786.02</b>	<b>2336974.62</b>	<b>629631.49</b>	<b>77125</b>	<b>1832407.08</b>	<b>754107.24</b>	<b>15056</b>	<b>456162.13</b>	<b>-143778.68</b>