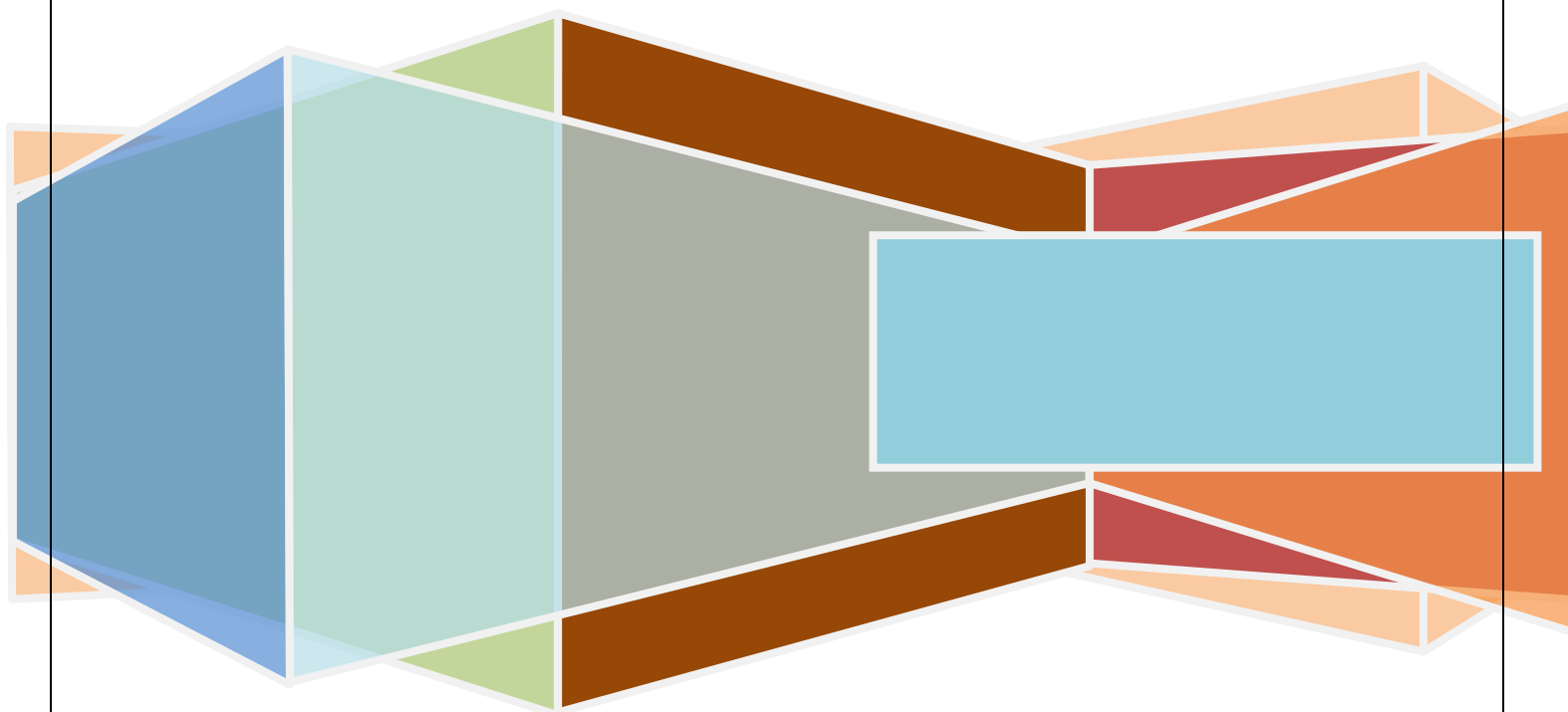


Monthly Highlights on Export Promotion Schemes

September, 2017

Statistics Division



**Government of India
Ministry of Commerce and Industry
Department of Commerce
Directorate General of Foreign Trade
Udyog Bhawan, New Delhi-110001**

Contents

INTRODUCTION	1
IMPORTER-EXPORTER CODE (IEC).....	1
MERCHANDISE EXPORTS FROM INDIA SCHEME (MEIS).....	3
SERVICES EXPORTS FROM INDIA SCHEME (SEIS)	4
Other Export Promotion Schemes under earlier Foreign Trade Policies	5
DUTY REMISSION SCHEMES	6
EXPORT PROMOTION OF CAPITAL GOODS (EPCG) SCHEME.....	6
EXPORT AUTHORIZATION.....	7
IMPORT AUTHORIZATION	7
Export Promotion Scheme-wise share in issuance of scrips/authorizations	7
Monitoring of Export Obligation under Advance Authorisation.....	8
Monitoring of Export Obligation under Export Promotion Capital Goods (EPCG) Scheme	9
Table 1: Issuance of Importer-Exporter Code (IEC) during April-August 2017	10
Table 2: Scheme-wise Authorisations/Scrips and FOB/CIF values: All India (April-August 2017).....	11
Table 3: Scheme-wise Authorisations/Scrips and FOB/CIF values: All India (April-August 2017).....	12
Table 3 (contd.): Scheme-wise Authorisations/Scrips and FOB/CIF values: All India (April-August 2017).....	13
Table 3 (contd.): Scheme-wise Authorisations/Scrips and FOB/CIF values: All India (April-August 2017).....	14
Table 4: Scheme-wise Authorisations/Scrips and FOB/CIF values: All India (April-August 2017).....	15
Table 4 (contd.): Scheme-wise Authorisations/Scrips and FOB/CIF values: All India (April-August 2017).....	16
Table 5: Scheme-wise Authorisations/Scrips and FOB/CIF values: All India (April-August 2017).....	17
Table 5 (contd.): Scheme-wise Authorisations/Scrips and FOB/CIF values: All India (April-August 2017).....	18
Table 5 (contd.): Scheme-wise Authorisations/Scrips and FOB/CIF values: All India (April-August 2017).....	19
Table 6: Scheme-wise Authorisations/Scrips and FOB/CIF values: All India (April-August 2017).....	20
Table 6 (contd.): Scheme-wise Authorisations/Scrips and FOB/CIF values: All India (April-August 2017).....	21

Table 6 (contd.): Scheme-wise Authorisations/Scraps and FOB/CIF values: All India (April-August 2017).....	22
Table 7: Scheme-wise Authorisations/Scraps and FOB/CIF values: All India (April-August 2017).....	23
Table 8: Monitoring of Export Obligation under Advance Authorisation Scheme (April-August 2017)	24
Table 9: Monitoring of Export Obligation under Advance Authorisation Scheme issued upto March, 2017 (Status of Fulfilment as on August, 2017)	25
Table 10: Monitoring of Export Obligation under EPCG Scheme (April-August 2017)	26
Table 11: Monitoring of Export Obligation under EPCG Scheme issued upto March, 2017 (Status of Fulfilment as on August 2017) (Where EO period has not expired)	27

INTRODUCTION

Directorate General of Foreign Trade (DGFT) issues various types of scrips/ authorizations under different export promotion schemes through its Regional Authorities (RAs) across India. This MIS information on various parameters is helpful in monitoring the performance of Regional Authorities and for policymakers and stakeholders to monitor and evaluate the export promotion schemes.

IMPORTER-EXPORTER CODE (IEC)

An IEC is a 10-digit number allotted to a person that is mandatory for undertaking any export/import activities. Now the facility for IEC in electronic form or e-IEC has also been operationalized.

RA-wise number of applications received for IEC and number of IEC issued among these applications during April-August, 2017 are given at **Table 1**. It is clear from Table 1 that 59,166 applications were received for IEC during April-August 2017 and out of which 42,990 IEC were issued by various Regional Authorities and 27.34% applications are pending.

Figure 1 shows zone-wise number of IEC issued against the total number of applications received for issuance of IEC during April-August 2017. It shows that the highest number of 19,344 applications was received in Western Zone and out of which 75.98% i.e. 14,697 IEC were issued during April-August 2017.

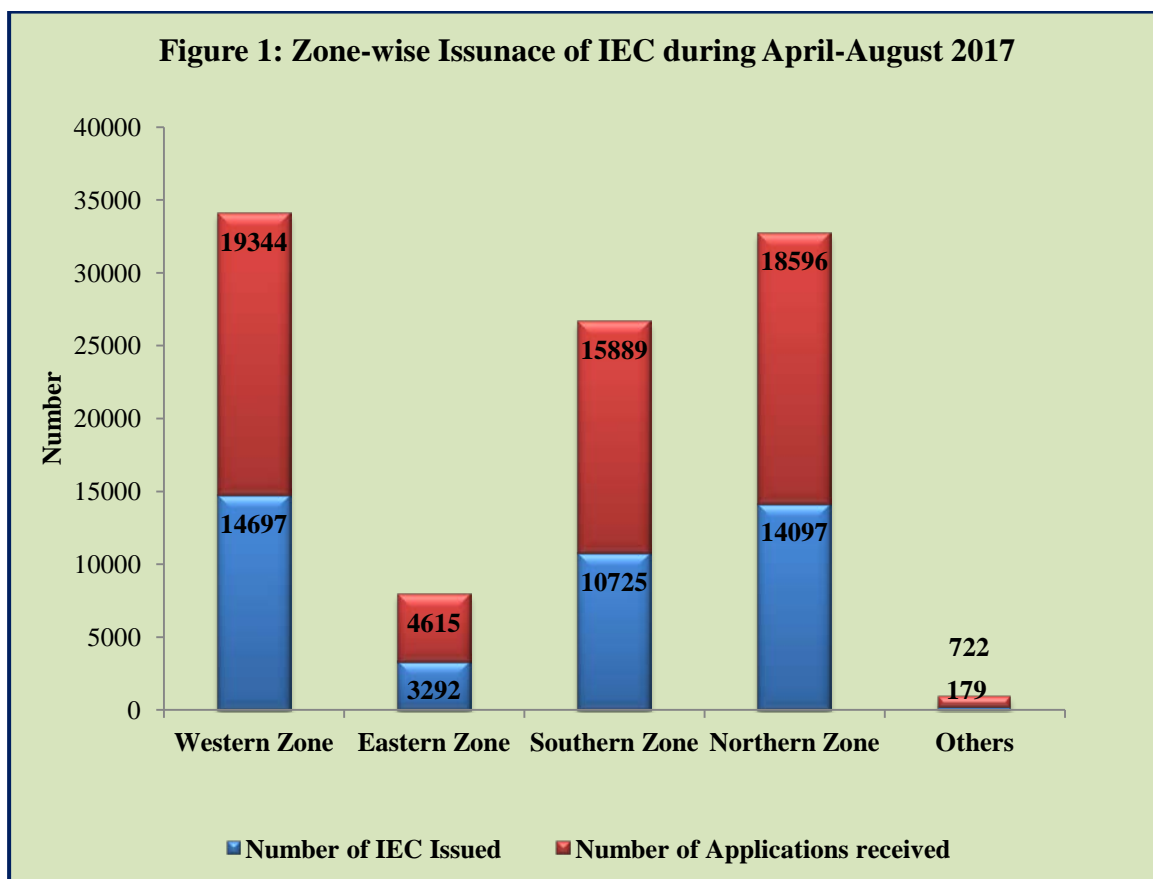


Figure 2 shows the zone-wise share in the total issuance of IE Codes during April-August 2017. It reflects that Western Zone has the highest share of 34.19% in total issuance of IEC followed by Northern Zone with 32.79%. Others include Kandla FT, Chennai EPZ, Falta EPZ, Noida EPZ, SEEPZ Mumbai, Cochin EPZ, etc.

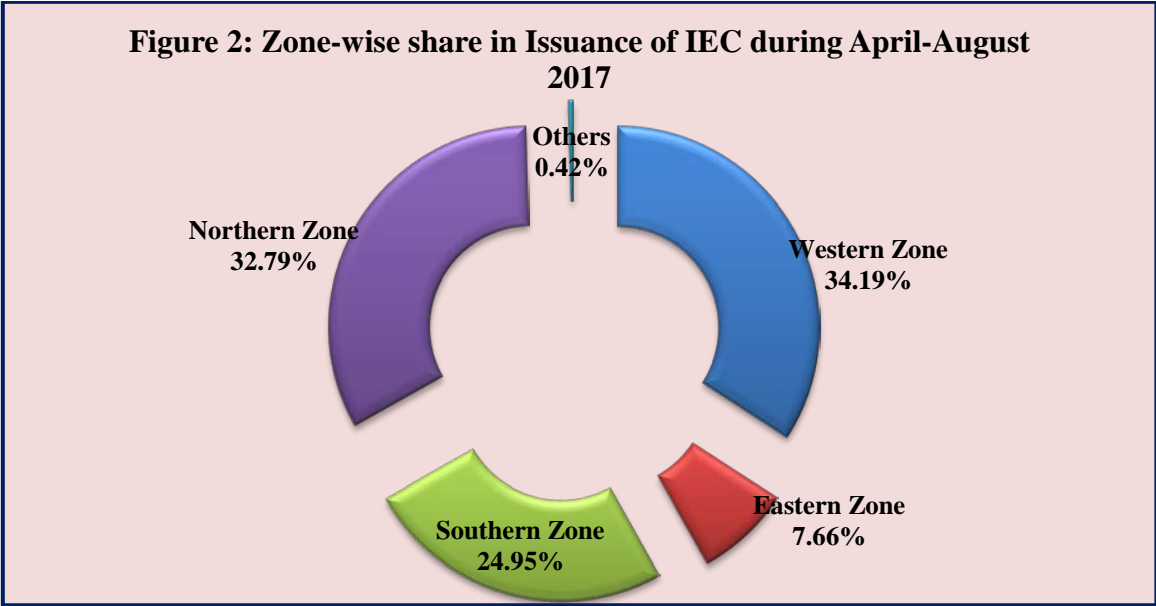
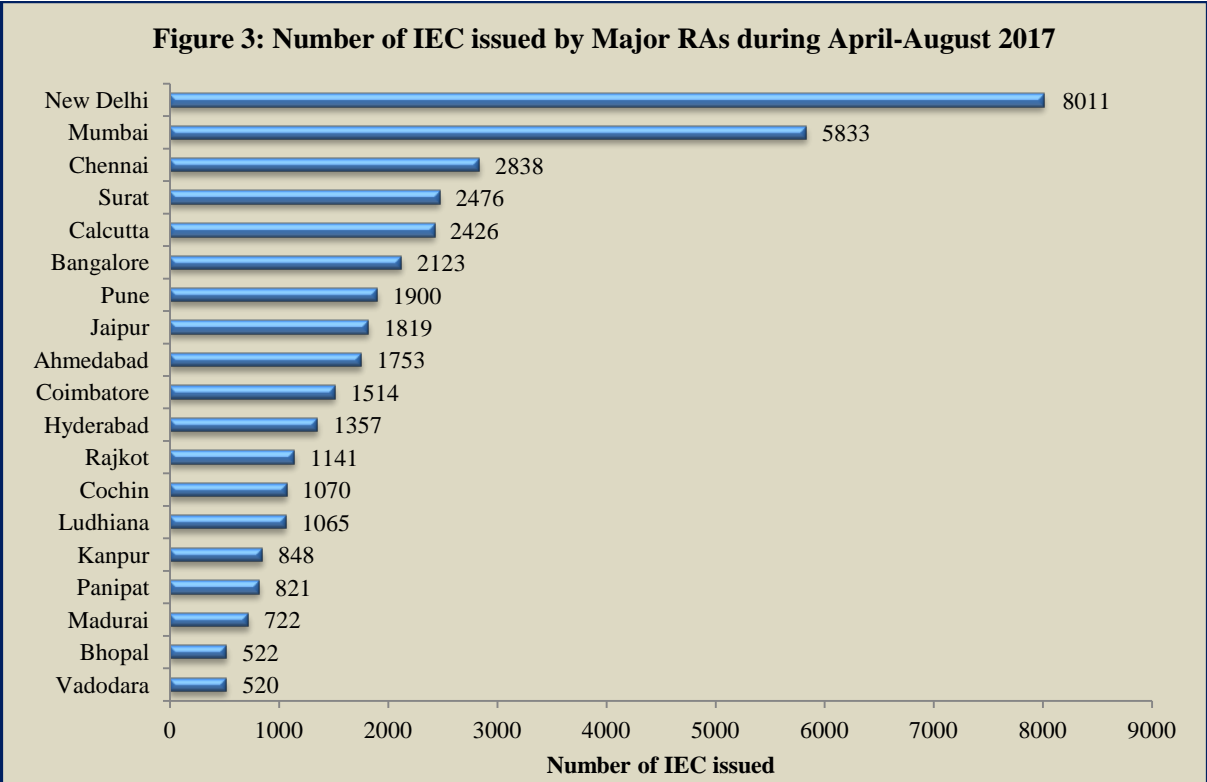


Figure 3 reflects the number of IEC issued by major RAs, which constitutes about 90% share in issuance of IEC. It shows that New Delhi issued the highest number of 8011 IEC, followed by Mumbai RA with 5833 IEC.



MERCHANDISE EXPORTS FROM INDIA SCHEME (MEIS)

Merchandise Exports from India Scheme (MEIS) was introduced through the Foreign Trade Policy (FTP) 2015-20 on April 1, 2015. At the time of introduction, MEIS covered 4,914 tariff lines at 8 digits and currently it covers 7,914 lines. MEIS incentives are available at 2, 3 and 5% of the FOB value of exports.

All India and RA-wise details of issuance of scrips along with the value of scrips, FOB value of exports under MEIS during April-August, 2017 are given at **Table 2 to 7**. It is clear from Table 2 that 73,222 scrips were issued under MEIS by various Regional Authorities with value of scrips Rs. 8,664.85 crore and FOB value of exports Rs. 3,48,415.48 crore.

Figure 4 reflects the number of scrips issued by the major RAs, which constitutes about 90% share in total issuance of scrips under MEIS. Mumbai RA issued the highest number of 15,307 scrips, followed by New Delhi RA with 11,107 scrips.

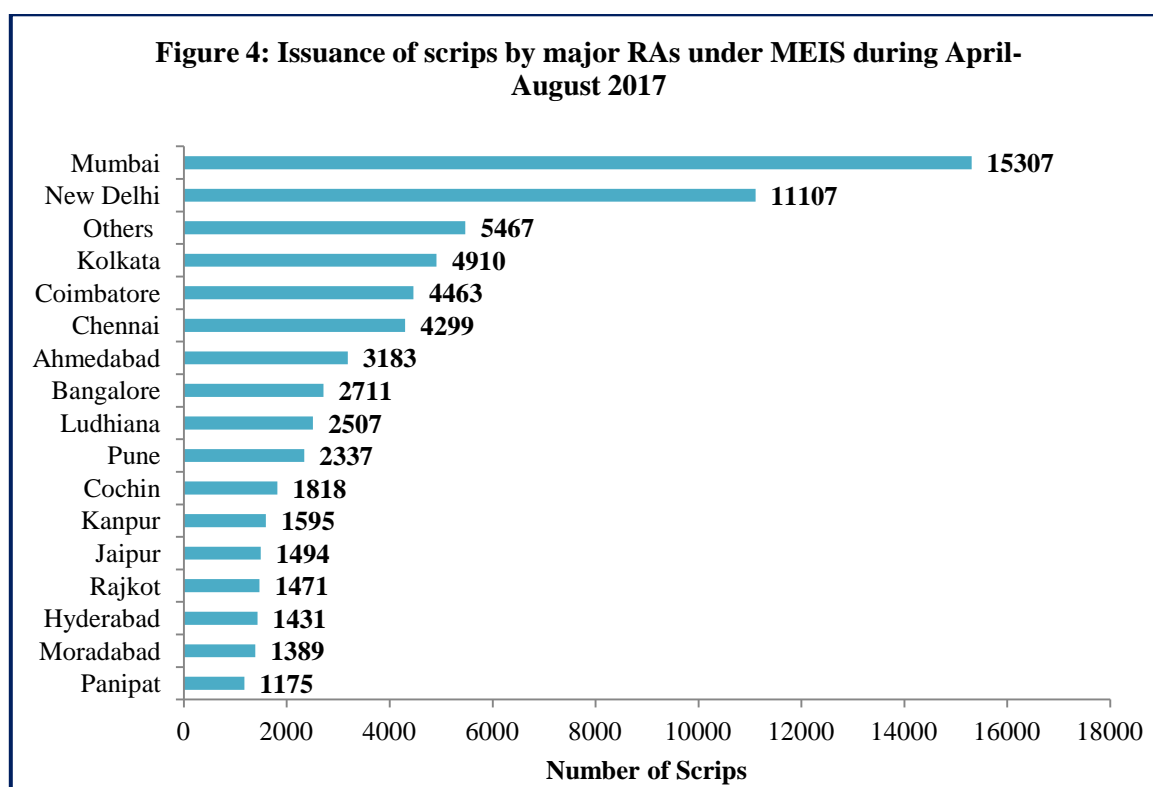
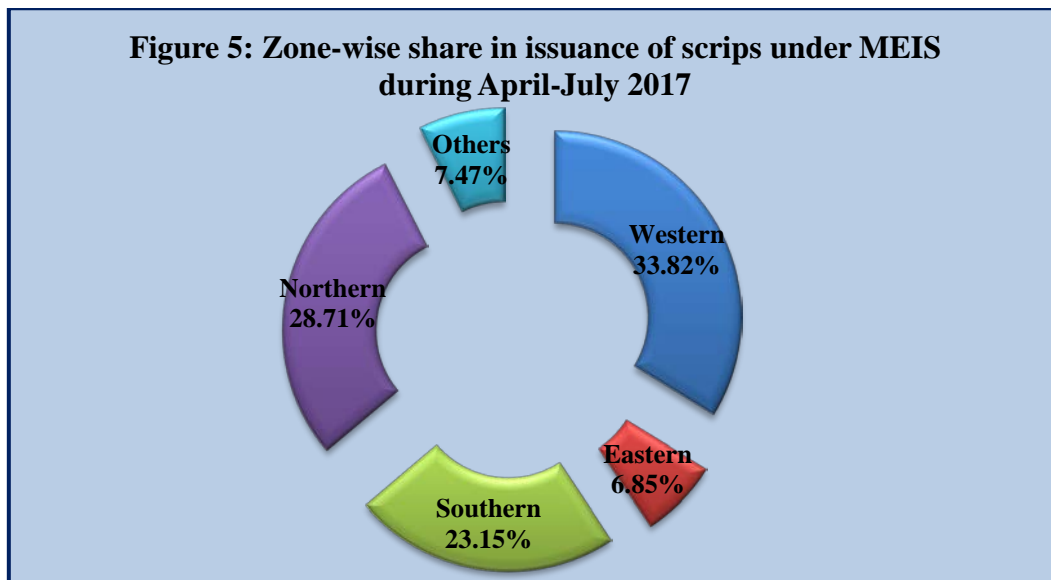


Figure 5 reflects the zone-wise share in total issuance of scrips under MEIS during April-August 2017. Western zone has the highest share of 33.82% in total issuance of scrips under MEIS, followed by Northern Zone RA with 28.71% share.



SERVICES EXPORTS FROM INDIA SCHEME (SEIS)

Services Exports from India Scheme (SEIS), introduced in the Foreign Trade Policy (2015-20) replacing the Served from India Scheme (SFIS), is an incentive scheme for eligible service exports. SEIS offers reward at 3% or 5% of net foreign exchange earned. This scheme covers ‘Service Providers located in India’ instead of ‘Indian Service Providers’. Under the new scheme, the incentive scrips issued are transferable.

All India and RA-wise details of issuance of scrips along with the value of scrips, FOB value of exports under SEIS during April-August, 2017 are given at **Table 2 to 7**. It is clear from Table 2 that 1,704 scrips were issued under SEIS by various Regional Authorities with value of scrips Rs. 1,194.29 crore and FOB value of exports Rs. 6,63,389.29 crore during April-August 2017.

Figure 6 reflects the number of scrips issued by the major RAs, which constitutes about 97% share in total issuance of scrips under SEIS during April-August, 2017. New Delhi RA issued the highest number of 683 scrips, followed by Mumbai RA with 480 scrips.

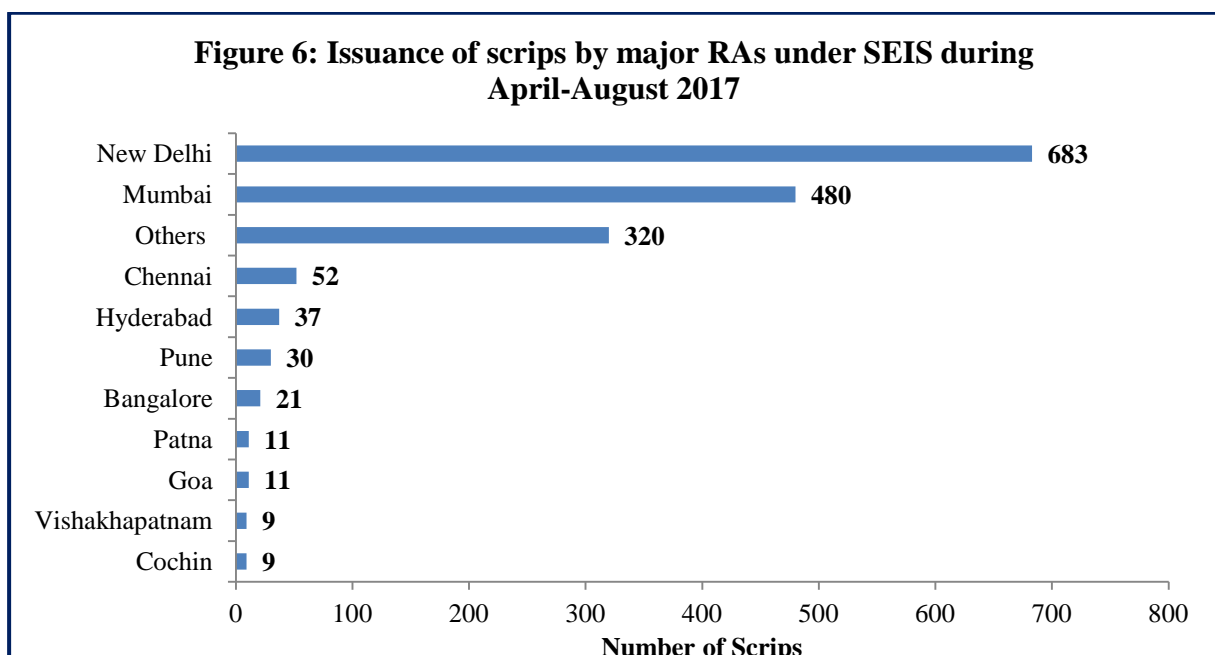
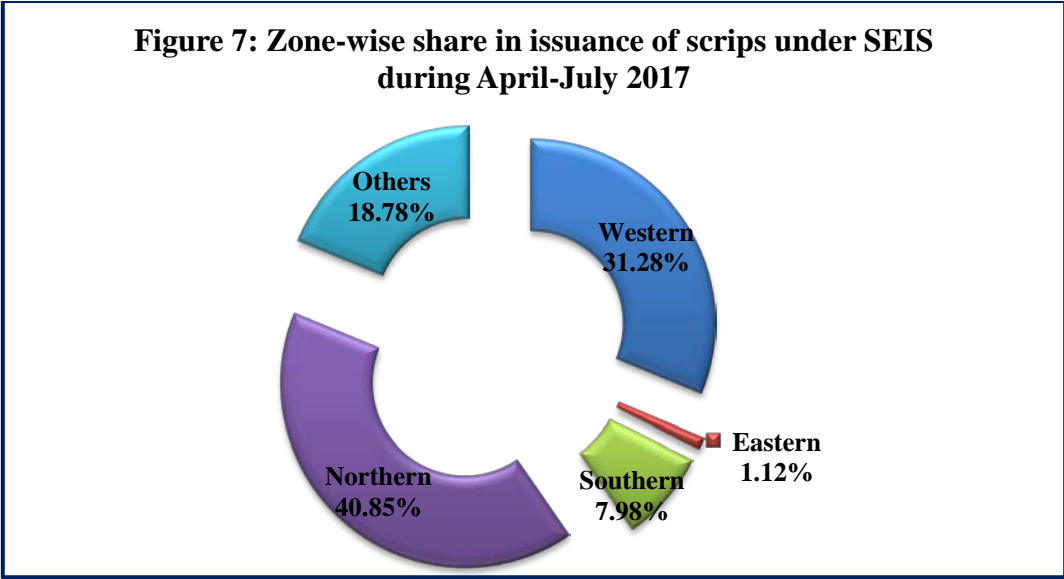


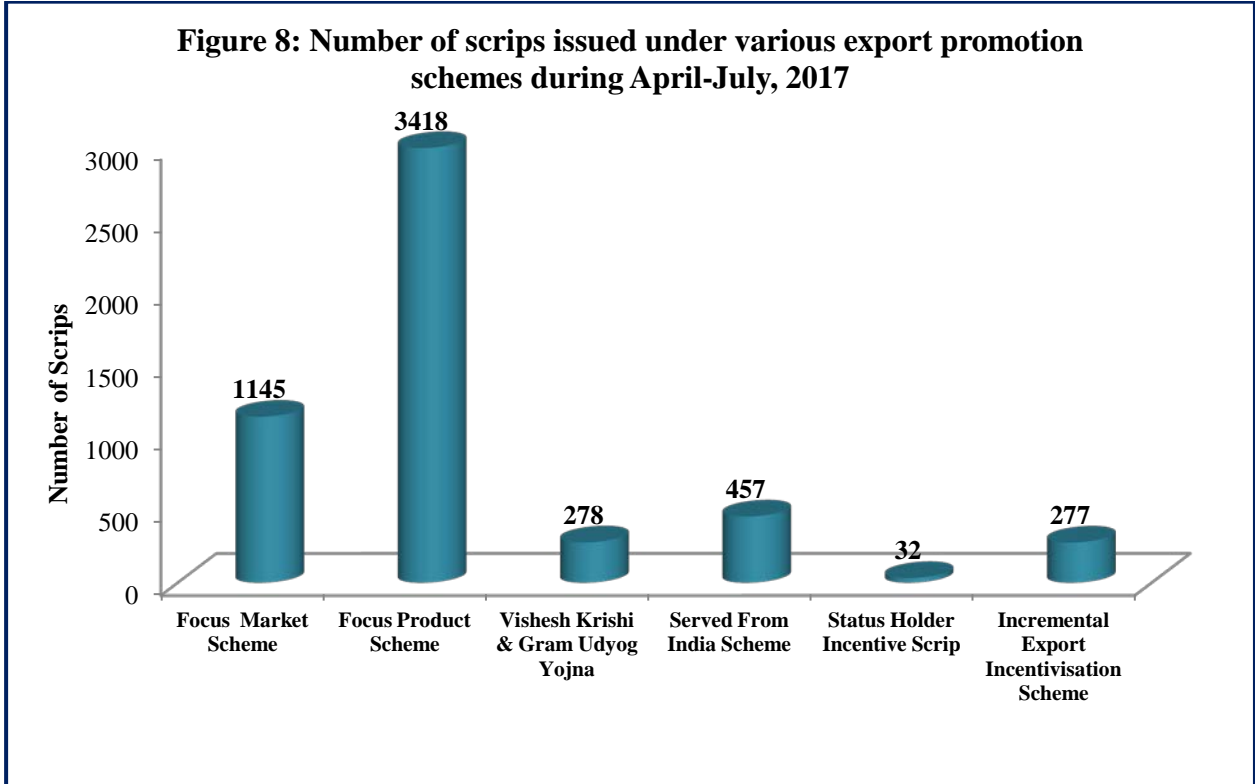
Figure 7 reflects the zone-wise share in total issuance of scrips under SEIS during April-August 2017. Northern Zone RA has the highest share of 40.85% in total issuance of scrips under SEIS, followed by Western zone with 31.28% share.



Other Export Promotion Schemes under earlier Foreign Trade Policies

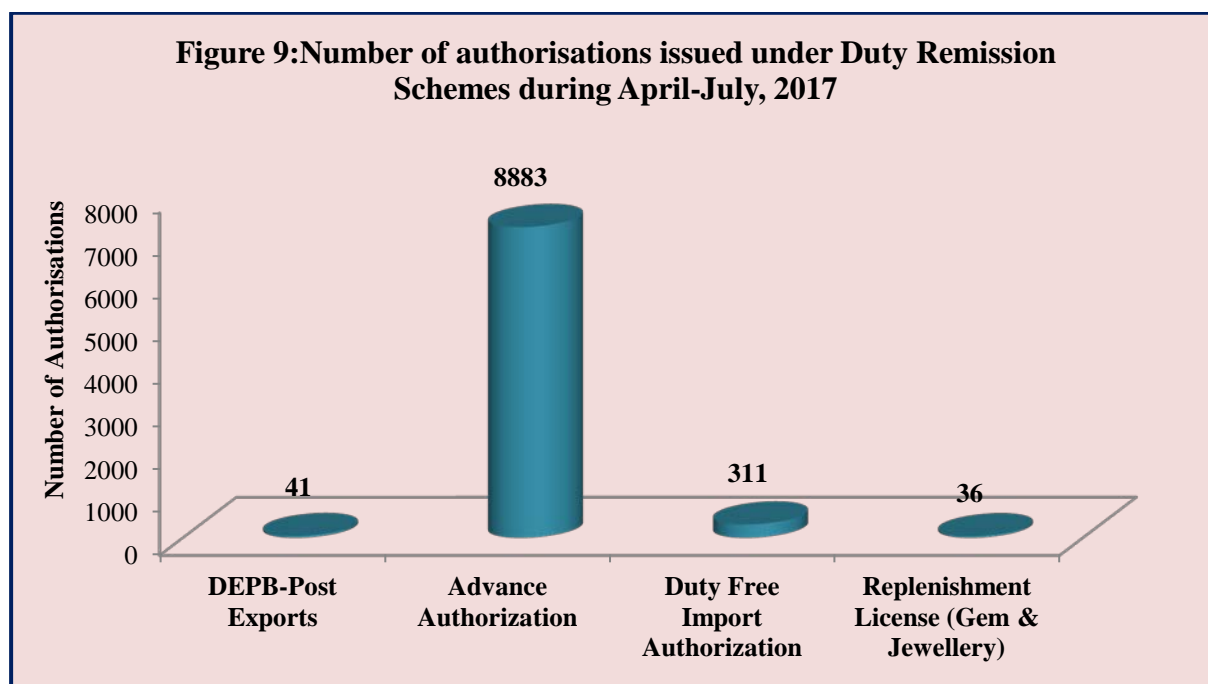
Scrips are also issued under various schemes viz. (i) Focus Product Scheme (FPS), (ii) Focus Market Scheme (FMS), (iii) Vishesh Krishi and Gram Udyog Yojna (VKGUY), (iv) Incremental Export Incentive Scheme, (v) Served From India Scheme and (vi) Status Holder Incentive Scrip (SHIS).

All India and RA-wise details of issuance of scrips along with the value of scrips, FOB value of exports under various export promotion schemes during April-August, 2017 are given at **Table 2 to 7**. **Figure 8** reflects the number of scrips issued under various export promotion schemes.



DUTY REMISSION SCHEMES

Duty neutralization/ remission schemes are based on the principle and the commitment of the Government that “Goods and Services are to be exported and not the Taxes and Levies”. The purpose is to allow duty free import/ procurement of inputs or to allow replenishment either for the inputs used or the duty component on inputs used. **Figure 9** reflects the number of authorisations issued under various export promotion schemes during April-August 2017.



EXPORT PROMOTION OF CAPITAL GOODS (EPCG) SCHEME

The objective of the EPCG Scheme is to facilitate import of capital goods for producing quality goods and services to enhance India’s export competitiveness. Post Export EPCG duty credit scrips are also available to exporters who intend to import capital goods on full payment of applicable duties in cash and choose to opt for this scheme. The number of authorisations along with duty saved amount and FOB value of exports under EPCG scheme during April-August 2017 is as follows:

Issuance under Export Promotion Capital Goods Scheme during April-August, 2017		
Zero Duty EPCG Scheme	Number of Authorization	7606
	Duty saved Amount (Rs. Crore)	4991.85
	FOB value of Exports (Rs. Crore)	30715.57
0% Post Export EPCG	Number of Authorization	14
	Duty saved Amount (Rs. Crore)	54.32
	FOB value of Exports (Rs. Crore)	183.61
Total	Number of Authorization	7620
	Duty saved Amount (Rs. Crore)	5046.17
	FOB value of Exports (Rs. Crore)	30899.17

EXPORT AUTHORIZATION

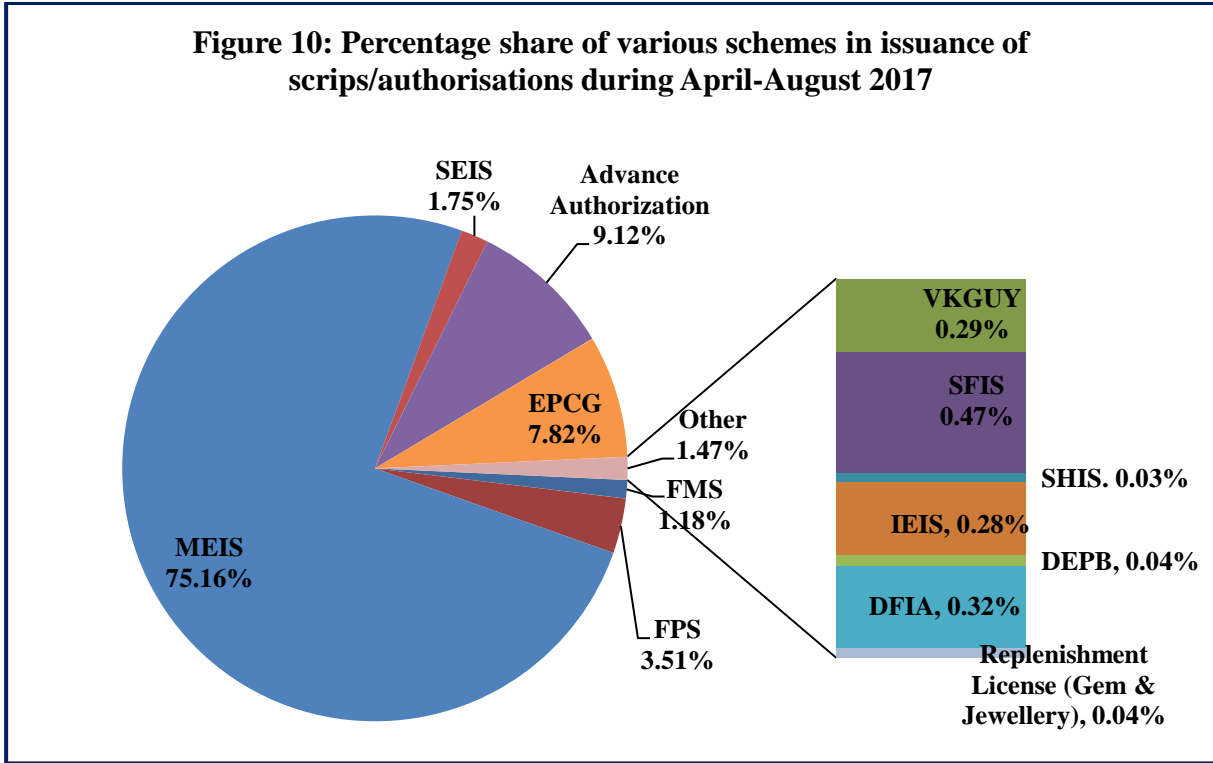
Export of items categorised as ‘Restricted’ in Schedule 2 of ITC (HS) Classification for export is subjected to license. The applications for issuance of export authorization for restricted items (other than SCOMET items) e.g. onion seeds, live animals, seaweeds, non-basmati rice paddy (husk) other than seed quality, fodder material, fertilizers (NPK, SSP, urea etc.), chemicals under Montreal Protocol etc., are processed and considered by an EXIM Facilitation Committee (EFC) consisting of representatives of various Ministries and Departments. “Special Chemicals, Organism, Materials, Equipment and Technologies (SCOMET)” items are dual-use items having potential for both civilian and Weapons of Mass Destruction (WMD) applications. Export of such items is either restricted, requiring an authorisation for their export, or is prohibited. Total number of authorisations issued under Export License is 200 with FOB value of Rs. 802.20 crore.

IMPORT AUTHORIZATION

Import of items categorised as ‘Restricted’ in Schedule 1 of ITC (HS) Classification for import, is subjected to license. Total number of authorisations issued under Import License is 290 with CIF value of Rs. 65,217.95 crore.

Export Promotion Scheme-wise share in issuance of scrips/authorizations

Figure 10 shows the share of various export promotion schemes in issuance of scrips/authorisations by the Regional Authorities during April-August 2017. It shows that MEIS has the highest share of 75.16% in issuance of scrips among all export promotion schemes, followed by Advance Authorisation Scheme with 9.12%.



Monitoring of Export Obligation under Advance Authorisation

RA-wise number of authorisations issued under Advance Authorisation scheme along with the value of Export Obligation (EO) fixed and unredeemed authorisations for the period of April-August 2017 are given at **Table 8**. The details of number of authorisations issued along with the value of Export Obligation (EO) fixed upto March, 2017 and unredeemed authorisations as on August, 2017 are given at **Table 9**.

Figure 10 reflects the number of authorisations issued by major RAs, having more than 1% share in total issuance, during April-August 2017. It shows that Mumbai RA issued the highest number of 2812 authorisations, followed by New Delhi RA with 1391.

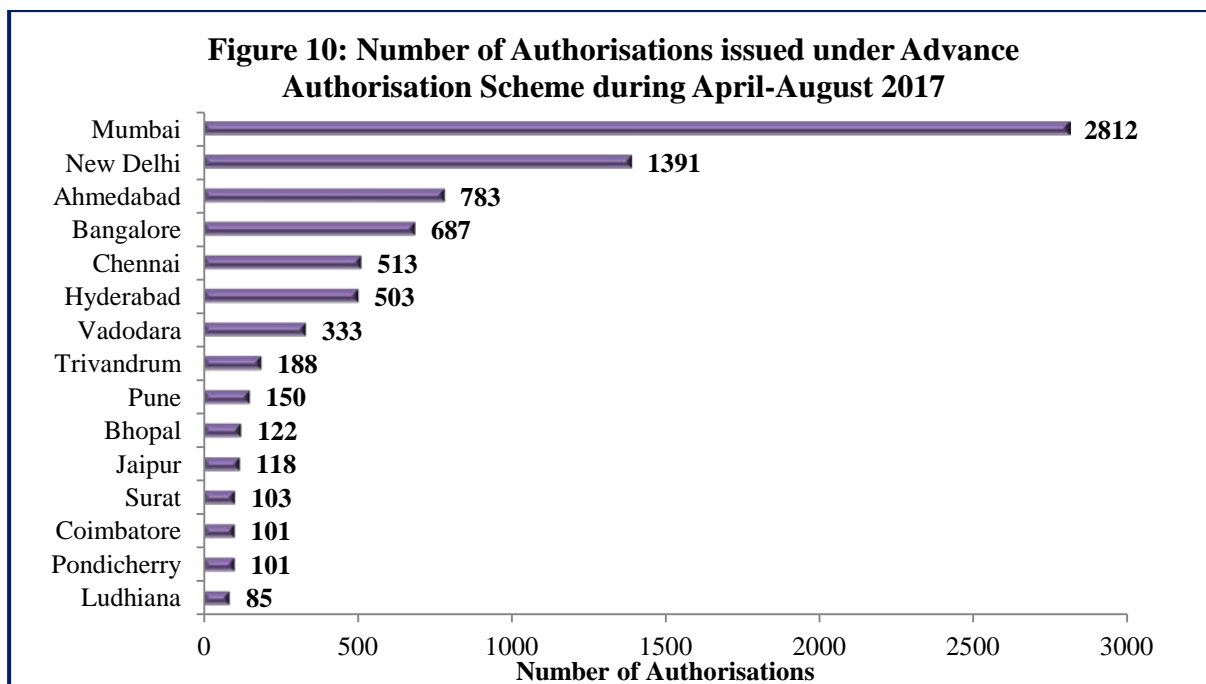
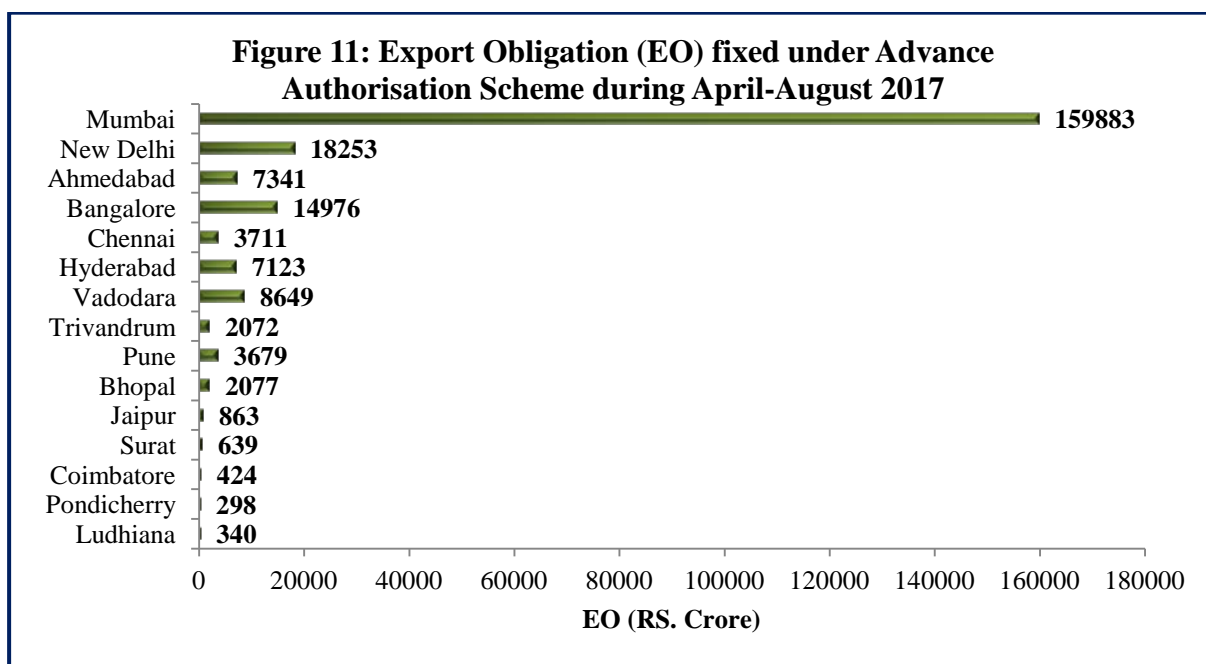


Figure 11 shows the value of Export Obligation (EO) fixed under Advance Authorisation Scheme by major RAs, having more than 1% share in total issuance, during April-August 2017.



Monitoring of Export Obligation under Export Promotion Capital Goods (EPCG) Scheme

RA-wise number of authorisations issued under EPCG scheme along with the value of Export Obligation (EO) fixed and unredeemed authorisations for the period of April-August 2017 are given at **Table 10**. The details of number of authorisations issued along with the value of Export Obligation (EO) fixed upto March, 2017 and unredeemed authorisations as on August, 2017 are given at **Table 11**. Further, the status of unredeemed authorisations as on August 2017 where EO period has expired is given at **Table 12**.

Figure 12 shows the number of authorisations issued by major RAs, having more than 1% share in total issuance, during April-August 2017. It shows that Surat RA issued the highest number of 1366 authorisations, followed by Mumbai RA with 902.

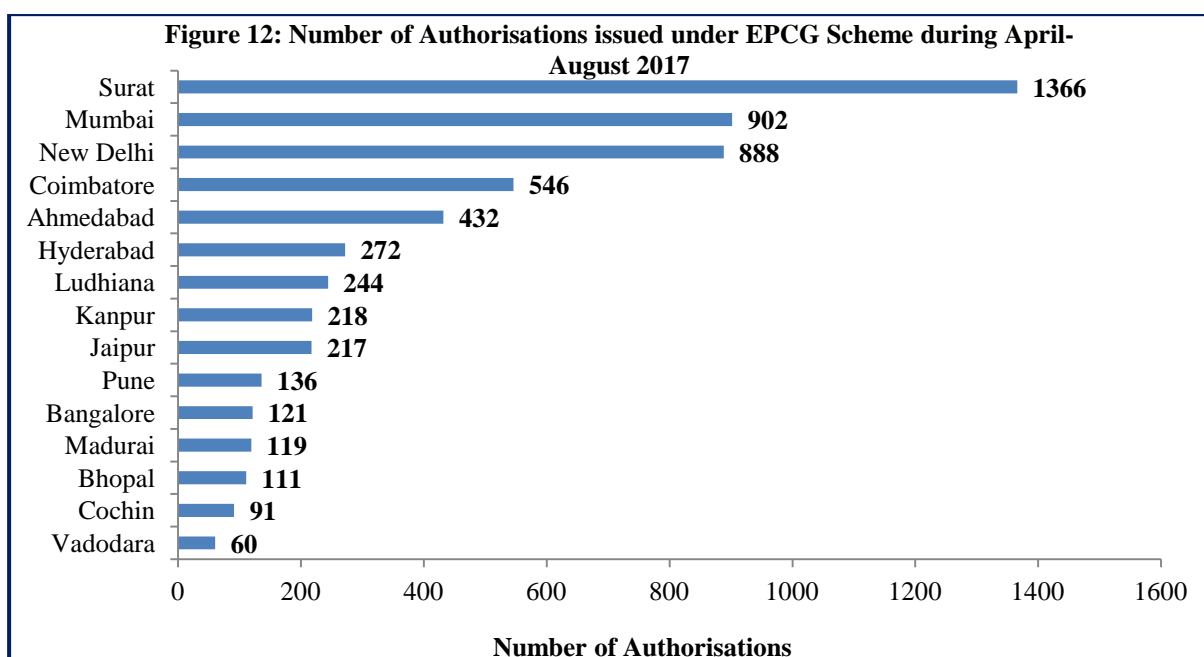


Figure 13 shows the value of Additional Specific Export Obligation (EO) fixed under EPCG Scheme by major RAs, having more than 1% share in total issuance, during April-August 2017.

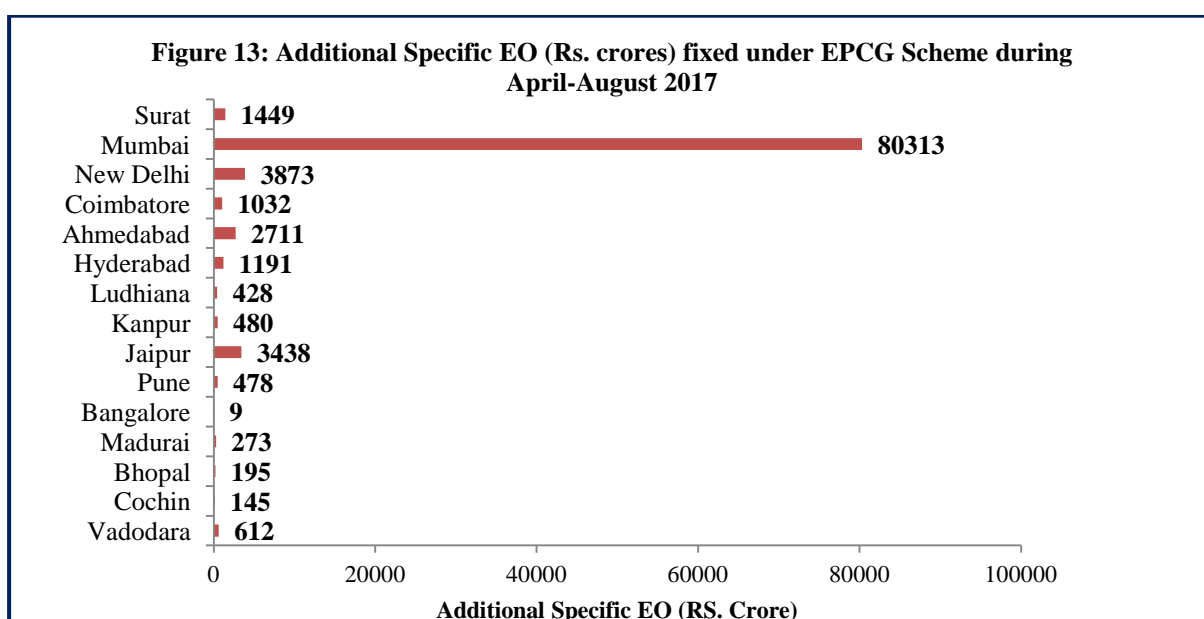


Table 1: Issuance of Importer-Exporter Code (IEC) during April-August 2017				
S. No.	Regional Authorities	Number of IEC Applications received	Number of IEC issued	Number of Pending Applications
1	Ahmedabad	2043	1753	290
2	Amritsar	298	261	37
3	Bangalore	3374	2123	1251
4	Belagavi	178	103	75
5	Bhopal	839	522	317
6	Calcutta	3113	2426	687
7	Chandigarh	553	383	170
8	Chennai	4031	2838	1193
9	Cochin	1418	1070	348
10	Coimbatore	2049	1514	535
11	Cuttack	271	166	105
12	Dehradun	285	192	93
13	Guwahati	394	248	146
14	Hyderabad	2218	1357	861
15	Jaipur	2315	1819	496
16	Jammu	62	25	37
17	Kanpur	1294	848	446
18	Ludhiana	1186	1065	121
19	Madurai	1090	722	368
20	Mumbai	6891	5833	1058
21	Moradabad	469	344	125
22	Nagpur	495	308	187
23	New Delhi	10387	8011	2376
24	Goa	129	98	31
25	Panipat	1158	821	337
26	Patna	572	307	265
27	Pondicherry	293	176	117
28	Pune	2905	1900	1005
29	Raipur	250	146	104
30	Rajkot	1705	1141	564
31	Shillong	265	145	120
32	Srinagar	163	102	61
33	Surat	2993	2476	517
34	Trivandrum	395	232	163
35	Vadodara	1094	520	574
36	Varanasi	426	226	200
37	Vijayawada	513	346	167
38	Visakhapatnam	330	244	86
39	Others	722	179	543
Total		59166	42990	16176

Table 2: Scheme-wise Authorisations/Scripts and FOB/CIF values: All India (April-August 2017)

Reward / Incentive Schemes	Focus Market Scheme	Number of Scripts	1145
		Value of Scripts (Rs. Crore)	86.47
		FOB value of Exports (Rs. Crore)	2547.83
	Focus Product Scheme	Number of Scripts	3418
		Value of Scripts (Rs. Crore)	196.33
		FOB value of Exports (Rs. Crore)	8311.47
	Vishesh Krishi & Gram Udyog Yojna	Number of Scripts	278
		Value of Scripts (Rs. Crore)	9.29
		FOB value of Exports (Rs. Crore)	202.55
	Served From India Scheme	Number of Scripts	457
		Value of Scripts (Rs. Crore)	122.11
	Status Holder Incentive Scrip	Number of Scripts	32
		Value of Scripts (Rs. Crore)	20.87
	Incremental Export Incentivisation Scheme	Number of Scripts	277
		Value of Scripts (Rs. Crore)	68.72
Merchandise Exports From India Scheme	Number of Scripts	73222	
	Value of Scripts (Rs. Crore)	8664.85	
	FOB value of Exports (Rs. Crore)	348415.48	
Services Exports From India Scheme	Number of Scripts	1704	
	Value of Scripts (Rs. Crore)	1194.29	
	FOB value of Exports (Rs. Crore)	663389.29	
Total	Number of Scripts	80533	
	Value of Scripts (Rs. Crore)	10362.93	
	FOB value of Exports (Rs. Crore)	1022866.62	
Duty Neutralisation Scheme DEPB-Post Exports	Number of Scripts	41	
	Value of Scripts (Rs. Crore)	1.76	
	FOB value of Exports (Rs. Crore)	29.46	
Duty Remission Schemes	Advance Authorization	Number of Authorization	8883
		CIF value of imports (Rs. Crore)	79542.62
		FOB value of Exports (Rs. Crore)	125378.84
	Duty Free Import Authorization	Number of Authorization	311
		CIF value of imports (Rs. Crore)	1155.93
		FOB value of Exports (Rs. Crore)	1622.09
	Total	Number of Authorization	9194
		CIF value of imports (Rs. Crore)	80699
		FOB value of Exports (Rs. Crore)	127001
	Export Promotion Capital Goods	Number of Authorization	7620
Duty saved Amount (Rs. Crore)		5046.17	
FOB value of Exports (Rs. Crore)		30899.17	
Replenishment License (Gem & Jewellery)	Number of Authorization	36	
	CIF value of imports (Rs. Crore)	30.20	
	FOB value of Exports (Rs. Crore)	118.68	
A	Import License for Restricted Items	Number of Authorization	290
		CIF value of imports (Rs. Crore)	65217.95
B	Export License for Restricted Items	Number of Authorization	200
		FOB value of Exports (Rs. Crore)	802.20

Table 3: Scheme-wise Authorisations/Scripts and FOB/CIF values: All India (April-August 2017)

Regional Authorities		Mumbai	Ahmedabad	Bhopal	Goa	
Reward / Incentive Schemes	Focus Market Scheme	Number of Scripts	536	69	2	1
		Value of Scripts (Rs. Crore)	50.30	4.56	0.02	0.02
		FOB value of Exports (Rs. Crore)	1,479.38	124.01	0.97	0.97
	Focus Product Scheme	Number of Scripts	739	107	10	1
		Value of Scripts (Rs. Crore)	66.99	3.10	0.07	0.00
		FOB value of Exports (Rs. Crore)	3,255.41	161.33	3.57	0.13
	Vishesh Krishi & Gram Udyog Yojna	Number of Scripts	45	9	1	1
		Value of Scripts (Rs. Crore)	1.23	0.09	0.01	0.01
		FOB value of Exports (Rs. Crore)	26.17	2.04	0.30	0.31
	Served From India Scheme	Number of Scripts	44	3	0	11
		Value of Scripts (Rs. Crore)	23.70	2.78	0.00	1.39
	Status Holder Incentive Scrip	Number of Scripts	17	1	0	0
		Value of Scripts (Rs. Crore)	9.48	0.39	0.00	0.00
	Incremental Export Incentivisation Scheme	Number of Scripts	74	9	1	0
		Value of Scripts (Rs. Crore)	21.85	0.80	1.29	0.00
	Merchandise Exports From India Scheme	Number of Scripts	15,307	3,183	152	125
		Value of Scripts (Rs. Crore)	1,779.16	328.05	9.99	19.74
		FOB value of Exports (Rs. Crore)	86,561.34	11,844.06	412.25	612.45
	Services Exports From India Scheme	Number of Scripts	480	6	1	11
		Value of Scripts (Rs. Crore)	356.97	75.18	0.03	3.46
		FOB value of Exports (Rs. Crore)	94,072.10	1,519.56	0.70	195.70
Total	Number of Scripts	17,242	3,387	167	150	
	Value of Scripts (Rs. Crore)	2,309.68	414.95	11.41	24.62	
	FOB value of Exports (Rs. Crore)	1,85,394.40	13,651.00	417.79	809.56	
Duty Neutralisation Scheme DEPB-Post Exports	Number of Scripts	30	0	1	0	
	Value of Scripts (Rs. Crore)	1.22	0.00	0.02	0.00	
	FOB value of Exports (Rs. Crore)	20.84	0.00	1.40	0.00	
Duty Remission Scheme	Advance Authorization	Number of Authorization	2,808	794	26	50
		CIF value of imports (Rs. Crore)	21,760.19	5,351.61	25.37	52.81
		FOB value of Exports (Rs. Crore)	48,631.24	7,360.22	41.79	95.79
	Duty Free Import Authorization	Number of Authorization	110	59	0	0
		CIF value of imports (Rs. Crore)	92.74	46.79	0.00	0.00
		FOB value of Exports (Rs. Crore)	112.93	57.04	0.00	0.00
	Total	Number of Authorization	2,918	853	26	50
		CIF value of imports (Rs. Crore)	21,852.93	5,398.40	25.37	52.81
		FOB value of Exports (Rs. Crore)	48,744.17	7,417.26	41.79	95.79
Export Promotion Capital Goods	Number of Authorization	899	433	46	21	
	Duty saved Amount (Rs. Crore)	1,360.28	347.72	4.66	4.01	
	FOB value of Exports (Rs. Crore)	8,026.11	2,788.39	31.84	25.39	
Replenishment License (Gem & Jewellery)	Number of Authorization	14	0	0	0	
	CIF value of imports (Rs. Crore)	5.02	0.00	0.00	0.00	
	FOB value of Exports (Rs. Crore)	8.31	0.00	0.00	0.00	
A Import License for Restricted Items	Number of Authorization	50	7	0	0	
	CIF value of imports (Rs. Crore)	2,975.66	4,287.80	0.00	0.00	
B Export License for Restricted Items	Number of Authorization	47	1	0	0	
	FOB value of Exports (Rs. Crore)	65.25	0.26	0.00	0.00	

Table 3 (contd.): Scheme-wise Authorisations/Scripts and FOB/CIF values: All India (April-August 2017)

Regional Authorities		Rajkot	Pune	Vadodara	Surat	
Reward / Incentive Schemes	Focus Market Scheme	Number of Scripts	29	38	15	1
		Value of Scripts (Rs. Crore)	1.66	2.10	0.35	0.01
		FOB value of Exports (Rs. Crore)	51.69	57.96	11.43	0.50
	Focus Product Scheme	Number of Scripts	44	134	16	16
		Value of Scripts (Rs. Crore)	1.37	9.57	0.38	0.87
		FOB value of Exports (Rs. Crore)	67.75	435.99	20.99	29.28
	Vishesh Krishi & Gram Udyog Yojna	Number of Scripts	12	14	0	1
		Value of Scripts (Rs. Crore)	0.61	1.29	0.00	0.38
		FOB value of Exports (Rs. Crore)	12.82	27.35	0.00	8.46
	Served From India Scheme	Number of Scripts	0	39	4	0
		Value of Scripts (Rs. Crore)	0.00	3.30	0.77	0.00
	Status Holder Incentive Scrip	Number of Scripts	0	0	0	1
		Value of Scripts (Rs. Crore)	0.00	0.00	0.00	0.18
	Incremental Export Incentivisation Scheme	Number of Scripts	9	7	0	1
		Value of Scripts (Rs. Crore)	2.71	2.01	0.00	0.35
	Merchandise Exports From India Scheme	Number of Scripts	1,471	2,337	1,027	544
		Value of Scripts (Rs. Crore)	186.88	460.26	123.28	43.52
		FOB value of Exports (Rs. Crore)	5,114.35	19,040.55	7,632.10	1,975.09
	Services Exports From India Scheme	Number of Scripts	1	30	2	0
		Value of Scripts (Rs. Crore)	0.00	24.12	0.35	0.00
		FOB value of Exports (Rs. Crore)	0.27	2,944.46	7.56	0.00
Total	Number of Scripts	1,566	2,599	1,064	564	
	Value of Scripts (Rs. Crore)	193.23	502.65	125.13	45.31	
	FOB value of Exports (Rs. Crore)	5,246.88	22,506.31	7,672.08	2,013.33	
Duty Neutralisation Scheme DEPB-Post Exports	Number of Scripts	0	6	0	1	
	Value of Scripts (Rs. Crore)	0.00	0.27	0.00	0.14	
	FOB value of Exports (Rs. Crore)	0.00	3.77	0.00	1.71	
Duty Remission Schemes	Advance Authorization	Number of Authorization	94	150	330	103
		CIF value of imports (Rs. Crore)	306.62	1,641.70	7,103.81	497.99
		FOB value of Exports (Rs. Crore)	404.12	3,678.61	8,634.14	638.69
	Duty Free Import Authorization	Number of Authorization	0	0	3	26
		CIF value of imports (Rs. Crore)	0.00	0.00	12.20	65.68
		FOB value of Exports (Rs. Crore)	0.00	0.00	14.64	78.82
	Total	Number of Authorization	94	150	333	129
		CIF value of imports (Rs. Crore)	306.62	1,641.70	7,116.01	563.67
		FOB value of Exports (Rs. Crore)	404.12	3,678.61	8,648.78	717.51
	Export Promotion Capital Goods	Number of Authorization	322	137	60	1,366
Duty saved Amount (Rs. Crore)		297.59	80.30	101.28	218.46	
FOB value of Exports (Rs. Crore)		1,867.36	478.97	612.32	1,449.19	
Replenishment License (Gem & Jewellery)	Number of Authorization	0	0	0	0	
	CIF value of imports (Rs. Crore)	0.00	0.00	0.00	0.00	
	FOB value of Exports (Rs. Crore)	0.00	0.00	0.00	0.00	
A Import License for Restricted Items	Number of Authorization	2	8	4	1	
	CIF value of imports (Rs. Crore)	10.72	30.41	18.84	3.28	
B Export License for Restricted Items	Number of Authorization	0	23	10	0	
	FOB value of Exports (Rs. Crore)	0.00	35.37	6.23	0.00	

Table 3 (contd.): Scheme-wise Authorisations/Scripts and FOB/CIF values: All India (April-August 2017)

Regional Authorities			Raipur	Nagpur	Indore	Western Zone Total
Reward / Incentive Schemes	Focus Market Scheme	Number of Scripts	0	0	2	693
		Value of Scripts (Rs. Crore)	0.00	0.00	0.06	59.08
		FOB value of Exports (Rs. Crore)	0.00	0.00	1.75	1,728.66
	Focus Product Scheme	Number of Scripts	1	0	7	1,075
		Value of Scripts (Rs. Crore)	0.01	0.00	0.09	82.45
		FOB value of Exports (Rs. Crore)	0.41	0.00	3.15	3,978.01
	Vishesh Krishi & Gram Udyog Yojna	Number of Scripts	0	0	1	84
		Value of Scripts (Rs. Crore)	0.00	0.00	0.00	3.62
		FOB value of Exports (Rs. Crore)	0.00	0.00	0.05	77.50
	Served From India Scheme	Number of Scripts	0	1	0	102
		Value of Scripts (Rs. Crore)	0.00	0.07	0.00	32.01
	Status Holder Incentive Scrip	Number of Scripts	0	0	0	19
		Value of Scripts (Rs. Crore)	0.00	0.00	0.00	10.05
	Incremental Export Incentivisation Scheme	Number of Scripts	0	0	7	108
		Value of Scripts (Rs. Crore)	0.00	0.00	2.24	31.25
	Merchandise Exports From India Scheme	Number of Scripts	27	79	514	24,766
		Value of Scripts (Rs. Crore)	1.70	6.99	63.29	3,022.86
		FOB value of Exports (Rs. Crore)	55.44	240.36	1,737.74	1,35,225.73
	Services Exports From India Scheme	Number of Scripts	0	2	0	533
		Value of Scripts (Rs. Crore)	0.00	0.56	0.00	460.67
		FOB value of Exports (Rs. Crore)	0.00	16.88	0.00	98,757.23
Total	Number of Scripts	28	82	531	27,380	
	Value of Scripts (Rs. Crore)	1.71	7.62	65.68	3,701.99	
	FOB value of Exports (Rs. Crore)	55.85	257.24	1,742.69	2,39,767.13	
Duty Neutralisation Scheme DEPB-Post Exports	Number of Scripts	0	0	0	38	
	Value of Scripts (Rs. Crore)	0.00	0.00	0.00	1.65	
	FOB value of Exports (Rs. Crore)	0.00	0.00	0.00	27.72	
Duty Remission Schemes	Advance Authorization	Number of Authorization	16	19	93	4,483
		CIF value of imports (Rs. Crore)	8.32	33.91	645.67	37,428.00
		FOB value of Exports (Rs. Crore)	10.06	45.57	764.04	70,304.27
	Duty Free Import Authorization	Number of Authorization	0	10	0	208
		CIF value of imports (Rs. Crore)	0.00	5.87	0.00	223.28
		FOB value of Exports (Rs. Crore)	0.00	7.04	0.00	270.47
	Total	Number of Authorization	16	29	93	4,691
		CIF value of imports (Rs. Crore)	8.32	39.78	645.67	37,651.28
		FOB value of Exports (Rs. Crore)	10.06	52.61	764.04	70,574.74
Export Promotion Capital Goods	Number of Authorization	9	18	64	3,375	
	Duty saved Amount (Rs. Crore)	5.17	6.90	24.20	2,450.58	
	FOB value of Exports (Rs. Crore)	31.00	48.29	162.41	15,521.27	
Replenishment License (Gem & Jewellery)	Number of Authorization	0	0	0	14	
	CIF value of imports (Rs. Crore)	0.00	0.00	0.00	5.02	
	FOB value of Exports (Rs. Crore)	0.00	0.00	0.00	8.31	
A Import License for Restricted Items	Number of Authorization	0	0	4	76	
	CIF value of imports (Rs. Crore)	0.00	0.00	0.46	7,327.17	
B Export License for Restricted Items	Number of Authorization	0	1	11	93	
	FOB value of Exports (Rs. Crore)	0.00	0.84	8.77	116.72	

Table 4: Scheme-wise Authorisations/Scripts and FOB/CIF values: All India (April-August 2017)

Regional Authorities		Kolkata	Guwahati	Shillong	
Reward / Incentive Schemes	Focus Market Scheme	Number of Scripts	40	0	0
		Value of Scripts (Rs. Crore)	1.40	0.00	0.00
		FOB value of Exports (Rs. Crore)	40.73	0.00	0.00
	Focus Product Scheme	Number of Scripts	198	1	0
		Value of Scripts (Rs. Crore)	9.03	0.00	0.00
		FOB value of Exports (Rs. Crore)	403.67	0.20	0.00
	Vishesh Krishi & Gram Udyog Yojna	Number of Scripts	36	6	0
		Value of Scripts (Rs. Crore)	1.35	0.11	0.00
		FOB value of Exports (Rs. Crore)	32.09	2.28	0.00
	Served From India Scheme	Number of Scripts	4	0	0
		Value of Scripts (Rs. Crore)	3.09	0.00	0.00
	Status Holder Incentive Scrip	Number of Scripts	0	0	0
		Value of Scripts (Rs. Crore)	0.00	0.00	0.00
	Incremental Export Incentivisation Scheme	Number of Scripts	23	0	0
		Value of Scripts (Rs. Crore)	4.45	0.00	0.00
	Merchandise Exports From India Scheme	Number of Scripts	4,910	12	0
		Value of Scripts (Rs. Crore)	573.22	0.29	0.00
		FOB value of Exports (Rs. Crore)	19,841.73	7.73	0.00
	Services Exports From India Scheme	Number of Scripts	7	0	0
		Value of Scripts (Rs. Crore)	6.52	0.00	0.00
		FOB value of Exports (Rs. Crore)	961.30	0.00	0.00
Total	Number of Scripts	5,218	19	0	
	Value of Scripts (Rs. Crore)	599.06	0.40	0.00	
	FOB value of Exports (Rs. Crore)	21,279.52	10.21	0.00	
Duty Neutralisation Scheme DEPB-Post Exports	Number of Scripts	0	0	0	
	Value of Scripts (Rs. Crore)	0.00	0.00	0.00	
	FOB value of Exports (Rs. Crore)	0.00	0.00	0.00	
Duty Remission Schemes	Advance Authorization	Number of Authorization	304	1	0
		CIF value of imports (Rs. Crore)	1,985.69	46.81	0.00
		FOB value of Exports (Rs. Crore)	2,810.09	53.87	0.00
	Duty Free Import Authorization	Number of Authorization	5	0	0
		CIF value of imports (Rs. Crore)	4.05	0.00	0.00
		FOB value of Exports (Rs. Crore)	5.21	0.00	0.00
	Total	Number of Authorization	309	1	0
		CIF value of imports (Rs. Crore)	1,989.74	46.81	0.00
		FOB value of Exports (Rs. Crore)	2,815.30	53.87	0.00
Export Promotion Capital Goods	Number of Authorization	297	6	0	
	Duty saved Amount (Rs. Crore)	139.93	4.70	0.00	
	FOB value of Exports (Rs. Crore)	685.10	6.51	0.00	
Replenishment License (Gem & Jewellery)	Number of Authorization	0	0	0	
	CIF value of imports (Rs. Crore)	0.00	0.00	0.00	
	FOB value of Exports (Rs. Crore)	0.00	0.00	0.00	
A	Import License for Restricted Items	Number of Authorization	10	0	0
		CIF value of imports (Rs. Crore)	235.82	0.00	0.00
B	Export License for Restricted Items	Number of Authorization	12	0	0
		FOB value of Exports (Rs. Crore)	22.17	0.00	0.00

Table 4 (contd.): Scheme-wise Authorisations/Scripts and FOB/CIF values: All India (April-August 2017)

Regional Authorities		Patna	Cuttack	Eastern Zone Total	
Reward / Incentive Schemes	Focus Market Scheme	Number of Scripts	0	0	40
		Value of Scripts (Rs. Crore)	0.00	0.00	1.40
		FOB value of Exports (Rs. Crore)	0.00	0.00	40.73
	Focus Product Scheme	Number of Scripts	0	2	201
		Value of Scripts (Rs. Crore)	0.00	0.32	9.35
		FOB value of Exports (Rs. Crore)	0.00	9.04	412.91
	Vishesh Krishi & Gram Udyog Yojna	Number of Scripts	0	0	42
		Value of Scripts (Rs. Crore)	0.00	0.00	1.46
		FOB value of Exports (Rs. Crore)	0.00	0.00	34.37
	Served From India Scheme	Number of Scripts	0	0	4
		Value of Scripts (Rs. Crore)	0.00	0.00	3.09
	Status Holder Incentive Scrip	Number of Scripts	0	0	0
		Value of Scripts (Rs. Crore)	0.00	0.00	0.00
	Incremental Export Incentivisation Scheme	Number of Scripts	0	0	23
		Value of Scripts (Rs. Crore)	0.00	0.00	4.45
	Merchandise Exports From India Scheme	Number of Scripts	16	78	5,016
		Value of Scripts (Rs. Crore)	1.28	38.61	613.40
		FOB value of Exports (Rs. Crore)	34.51	1,304.42	21,188.39
	Services Exports From India Scheme	Number of Scripts	11	1	19
		Value of Scripts (Rs. Crore)	0.50	0.04	7.06
		FOB value of Exports (Rs. Crore)	111.64	1.49	1,074.43
Total	Number of Scripts	27	81	5,345	
	Value of Scripts (Rs. Crore)	1.78	38.97	640.21	
	FOB value of Exports (Rs. Crore)	146.15	1,314.95	22,750.83	
Duty Neutralisation Scheme DEPB-Post Exports	Number of Scripts	0	0	0	
	Value of Scripts (Rs. Crore)	0.00	0.00	0.00	
	FOB value of Exports (Rs. Crore)	0.00	0.00	0.00	
Duty Remission Schemes	Advance Authorization	Number of Authorization	0	10	315
		CIF value of imports (Rs. Crore)	0.00	93.04	2,125.54
		FOB value of Exports (Rs. Crore)	0.00	267.80	3,131.76
	Duty Free Import Authorization	Number of Authorization	0	0	5
		CIF value of imports (Rs. Crore)	0.00	0.00	4.05
		FOB value of Exports (Rs. Crore)	0.00	0.00	5.21
	Total	Number of Authorization	0	10	320
		CIF value of imports (Rs. Crore)	0.00	93.04	2,129.59
		FOB value of Exports (Rs. Crore)	0.00	267.80	3,136.97
Export Promotion Capital Goods	Number of Authorization	8	50	361	
	Duty saved Amount (Rs. Crore)	2.74	23.25	170.62	
	FOB value of Exports (Rs. Crore)	17.73	138.93	848.28	
Replenishment License (Gem & Jewellery)	Number of Authorization	0	0	0	
	CIF value of imports (Rs. Crore)	0.00	0.00	0.00	
	FOB value of Exports (Rs. Crore)	0.00	0.00	0.00	
A Import License for Restricted Items	Number of Authorization	1	2	13	
	CIF value of imports (Rs. Crore)	5.29	0.02	241.13	
B Export License for Restricted Items	Number of Authorization	6	0	18	
	FOB value of Exports (Rs. Crore)	42.75	0.00	64.92	

Table 5: Scheme-wise Authorisations/Scripts and FOB/CIF values: All India (April-August 2017)

Regional Authorities		Chennai	Bangalore	Hyderabad	Cochin	
Reward / Incentive Schemes	Focus Market Scheme	Number of Scripts	74	33	52	4
		Value of Scripts (Rs. Crore)	8.47	1.37	6.64	0.06
		FOB value of Exports (Rs. Crore)	244.61	43.32	200.69	1.92
	Focus Product Scheme	Number of Scripts	217	194	58	35
		Value of Scripts (Rs. Crore)	9.53	11.91	5.71	0.66
		FOB value of Exports (Rs. Crore)	412.70	474.48	244.09	24.14
	Vishesh Krishi & Gram Udyog Yojna	Number of Scripts	17	17	7	26
		Value of Scripts (Rs. Crore)	0.41	0.67	0.16	0.72
		FOB value of Exports (Rs. Crore)	8.70	13.51	3.68	15.61
	Served From India Scheme	Number of Scripts	20	14	5	6
		Value of Scripts (Rs. Crore)	11.19	7.54	1.21	0.26
	Status Holder Incentive Scrip	Number of Scripts	0	1	0	0
		Value of Scripts (Rs. Crore)	0.00	0.63	0.00	0.00
	Incremental Export Incentivisation Scheme	Number of Scripts	18	9	2	2
		Value of Scripts (Rs. Crore)	3.96	3.28	0.77	0.26
	Merchandise Exports From India Scheme	Number of Scripts	4,299	2,711	1,431	1,818
		Value of Scripts (Rs. Crore)	730.86	295.94	277.09	153.10
		FOB value of Exports (Rs. Crore)	29,984.25	11,694.06	9,599.11	4,112.39
	Services Exports From India Scheme	Number of Scripts	52	21	37	9
		Value of Scripts (Rs. Crore)	67.81	7.58	22.12	8.44
		FOB value of Exports (Rs. Crore)	10,072.18	658.94	8,618.05	173.20
Total	Number of Scripts	4,697	3,000	1,592	1,900	
	Value of Scripts (Rs. Crore)	832.23	328.92	313.70	163.50	
	FOB value of Exports (Rs. Crore)	40,722.44	12,884.31	18,665.62	4,327.26	
Duty Neutralisation Scheme DEPB-Post Exports	Number of Scripts	1	0	0	0	
	Value of Scripts (Rs. Crore)	0.01	0.00	0.00	0.00	
	FOB value of Exports (Rs. Crore)	0.18	0.00	0.00	0.00	
Duty Remission Scheme	Advance Authorization	Number of Authorization	507	677	503	61
		CIF value of imports (Rs. Crore)	2,427.68	13,228.33	4,610.94	436.04
		FOB value of Exports (Rs. Crore)	3,582.75	14,940.00	7,123.33	533.05
	Duty Free Import Authorization	Number of Authorization	5	15	23	0
		CIF value of imports (Rs. Crore)	11.74	38.57	168.05	0.00
		FOB value of Exports (Rs. Crore)	17.49	62.80	201.73	0.00
	Total	Number of Authorization	512	692	526	61
		CIF value of imports (Rs. Crore)	2,439.42	13,266.90	4,778.99	436.04
		FOB value of Exports (Rs. Crore)	3,600.24	15,002.80	7,325.06	533.05
	Export Promotion Capital Goods	Number of Authorization	341	504	272	91
Duty saved Amount (Rs. Crore)		247.38	215.80	195.65	24.14	
FOB value of Exports (Rs. Crore)		1,476.82	1,292.50	1,190.70	145.15	
Replenishment License (Gem & Jewellery)	Number of Authorization	0	0	0	0	
	CIF value of imports (Rs. Crore)	0.00	0.00	0.00	0.00	
	FOB value of Exports (Rs. Crore)	0.00	0.00	0.00	0.00	
A Import License for Restricted Items	Number of Authorization	40	20	21	4	
	CIF value of imports (Rs. Crore)	1,138.23	3,996.56	31.81	45.29	
B Export License for Restricted Items	Number of Authorization	21	16	26	0	
	FOB value of Exports (Rs. Crore)	36.89	117.61	80.90	0.00	

Table 5 (contd.): Scheme-wise Authorisations/Scripts and FOB/CIF values: All India (April-August 2017)

Regional Authorities		Pondicherry	Vishakhap	Coimbatore	Madurai	
Reward / Incentive Schemes	Focus Market Scheme	Number of Scripts	0	1	6	3
		Value of Scripts (Rs. Crore)	0.00	0.04	0.07	0.02
		FOB value of Exports (Rs. Crore)	0.00	1.36	2.49	0.78
	Focus Product Scheme	Number of Scripts	0	1	112	52
		Value of Scripts (Rs. Crore)	0.00	0.00	2.50	0.89
		FOB value of Exports (Rs. Crore)	0.00	0.25	125.39	38.62
	Vishesh Krishi & Gram Udyog Yojna	Number of Scripts	0	0	5	20
		Value of Scripts (Rs. Crore)	0.00	0.00	0.09	0.40
		FOB value of Exports (Rs. Crore)	0.00	0.00	2.09	8.84
	Served From India Scheme	Number of Scripts	0	0	0	2
		Value of Scripts (Rs. Crore)	0.00	0.00	0.00	3.88
	Status Holder Incentive Scrip	Number of Scripts	0	1	0	0
		Value of Scripts (Rs. Crore)	0.00	5.10	0.00	0.00
	Incremental Export Incentivisation Scheme	Number of Scripts	1	0	29	0
		Value of Scripts (Rs. Crore)	0.11	0.00	3.61	0.00
	Merchandise Exports From India Scheme	Number of Scripts	47	458	4,463	1,021
		Value of Scripts (Rs. Crore)	3.83	193.54	256.97	68.02
		FOB value of Exports (Rs. Crore)	132.23	4,605.36	11,272.23	2,416.66
	Services Exports From India Scheme	Number of Scripts	0	9	2	2
		Value of Scripts (Rs. Crore)	0.00	17.46	1.86	1.21
		FOB value of Exports (Rs. Crore)	0.00	705.35	37.92	24.70
Total	Number of Scripts	48	470	4,617	1,100	
	Value of Scripts (Rs. Crore)	3.94	216.14	265.10	74.42	
	FOB value of Exports(Rs.Crore)	132.23	5,312.32	11,440.12	2,489.60	
Duty Neutralisation Scheme DEPB-Post Exports	Number of Scripts	0	0	0	0	
	Value of Scripts (Rs. Crore)	0.00	0.00	0.00	0.00	
	FOB value of Exports (Rs. Crore)	0.00	0.00	0.00	0.00	
Duty Remission Schemes	Advance Authorization	Number of Authorization	101	18	95	63
		CIF value of imports (Rs. Crore)	238.43	126.05	196.04	345.08
		FOB value of Exports (Rs. Crore)	297.79	182.18	391.46	495.99
	Duty Free Import Authorization	Number of Authorization	0	0	4	0
		CIF value of imports (Rs. Crore)	0.00	0.00	20.71	0.00
		FOB value of Exports (Rs. Crore)	0.00	0.00	26.15	0.00
	Total	Number of Authorization	101	18	99	63
		CIF value of imports (Rs. Crore)	238.43	126.05	216.75	345.08
		FOB value of Exports(Rs.Crore)	297.79	182.18	417.61	495.99
	Export Promotion Capital Goods	Number of Authorization	8	104	543	119
Duty saved Amount (Rs. Crore)		1.12	53.68	171.66	45.57	
FOB value of Exports (Rs. Crore)		6.72	315.97	1,029.57	273.33	
Replenishment License (Gem & Jewellery)	Number of Authorization	0	0	0	0	
	CIF value of imports (Rs. Crore)	0.00	0.00	0.00	0.00	
	FOB value of Exports (Rs. Crore)	0.00	0.00	0.00	0.00	
A Import License for Restricted Items	Number of Authorization	1	2	4	0	
	CIF value of imports (Rs. Crore)	0.20	32.69	6.79	0.00	
B Export License for Restricted Items	Number of Authorization	0	0	3	0	
	FOB value of Exports (Rs. Crore)	0.00	0.00	4.53	0.00	

Table 5 (contd.): Scheme-wise Authorisations/Scripts and FOB/CIF values: All India (April-August 2017)

Regional Authorities		Trivandrum	Belagavi	Vijayawada	Southern Zone Total	
Reward / Incentive Schemes	Focus Market Scheme	Number of Scripts	0	0	0	173
		Value of Scripts (Rs. Crore)	0.00	0.00	0.00	16.67
		FOB value of Exports (Rs. Crore)	0.00	0.00	0.00	495.17
	Focus Product Scheme	Number of Scripts	16	0	0	685
		Value of Scripts (Rs. Crore)	0.04	0.00	0.00	31.24
		FOB value of Exports (Rs. Crore)	2.76	0.00	0.00	1,322.43
	Vishesh Krishi & Gram Udyog Yojna	Number of Scripts	18	1	0	111
		Value of Scripts (Rs. Crore)	0.13	0.00	0.00	2.58
		FOB value of Exports (Rs. Crore)	2.88	0.21	0.00	55.52
	Served From India Scheme	Number of Scripts	3	0	0	50
		Value of Scripts (Rs. Crore)	0.68	0.00	0.00	24.76
	Status Holder Incentive Scrip	Number of Scripts	0	0	0	2
		Value of Scripts (Rs. Crore)	0.00	0.00	0.00	5.72
	Incremental Export Incentivisation Scheme	Number of Scripts	0	0	0	61
		Value of Scripts (Rs. Crore)	0.00	0.00	0.00	11.99
	Merchandise Exports From India Scheme	Number of Scripts	549	23	129	16,949
		Value of Scripts (Rs. Crore)	54.53	1.47	15.37	2,050.72
		FOB value of Exports (Rs. Crore)	1,753.75	44.45	406.75	76,021.24
	Services Exports From India Scheme	Number of Scripts	4	0	0	136
		Value of Scripts (Rs. Crore)	3.93	0.00	0.00	130.41
		FOB value of Exports (Rs. Crore)	84.40	0.00	0.00	20,374.74
Total	Number of Scripts	590	24	129	18,167	
	Value of Scripts (Rs. Crore)	59.31	1.47	15.37	2,274.09	
	FOB value of Exports (Rs. Crore)	1,843.79	44.66	406.75	98,269.10	
Duty Neutralisation Scheme DEPB-Post Exports	Number of Scripts	0	0	0	1	
	Value of Scripts (Rs. Crore)	0.00	0.00	0.00	0.01	
	FOB value of Exports (Rs. Crore)	0.00	0.00	0.00	0.18	
Duty Remission Scheme	Advance Authorization	Number of Authorization	188	7	4	2,224
		CIF value of imports (Rs. Crore)	1,725.00	972.06	3.67	24,309.32
		FOB value of Exports (Rs. Crore)	2,072.27	1,118.06	19.41	30,756.29
	Duty Free Import Authorization	Number of Authorization	1	0	0	48
		CIF value of imports (Rs. Crore)	1.69	0.00	0.00	240.76
		FOB value of Exports (Rs. Crore)	2.09	0.00	0.00	310.26
	Total	Number of Authorization	189	7	4	2,272
		CIF value of imports (Rs. Crore)	1,726.69	972.06	3.67	24,550.08
		FOB value of Exports (Rs. Crore)	2,074.36	1,118.06	19.41	31,066.55
Export Promotion Capital Goods	Number of Authorization	14	2	25	2,023	
	Duty saved Amount (Rs. Crore)	2.88	1.63	6.32	965.84	
	FOB value of Exports (Rs. Crore)	17.25	9.79	38.96	5,796.77	
Replenishment License (Gem & Jewellery)	Number of Authorization	0	0	0	0	
	CIF value of imports (Rs. Crore)	0.00	0.00	0.00	0.00	
	FOB value of Exports (Rs. Crore)	0.00	0.00	0.00	0.00	
A Import License for Restricted Items	Number of Authorization	1	0	0	93	
	CIF value of imports (Rs. Crore)	0.23	0.00	0.00	5,251.80	
B Export License for Restricted Items	Number of Authorization	0	0	0	66	
	FOB value of Exports (Rs. Crore)	0.00	0.00	0.00	239.93	

Table 6: Scheme-wise Authorisations/Scripts and FOB/CIF values: All India (April-August 2017)

Regional Authorities		New Delhi	Kanpur	Amritsar	Jaipur	
Reward / Incentive Schemes	Focus Market Scheme	Number of Scripts	181	4	1	5
		Value of Scripts (Rs. Crore)	7.65	0.19	0.00	0.08
		FOB value of Exports (Rs. Crore)	233.25	6.13	0.05	2.89
	Focus Product Scheme	Number of Scripts	801	90	25	94
		Value of Scripts (Rs. Crore)	47.43	3.14	0.86	2.68
		FOB value of Exports (Rs. Crore)	1,712.95	84.20	41.93	84.51
	Vishesh Krishi & Gram Udyog Yojna	Number of Scripts	26	4	2	3
		Value of Scripts (Rs. Crore)	0.97	0.29	0.00	0.08
		FOB value of Exports (Rs. Crore)	20.76	5.84	0.13	1.83
	Served From India Scheme	Number of Scripts	299	0	0	1
		Value of Scripts (Rs. Crore)	61.94	0.00	0.00	0.01
	Status Holder Incentive Scrip	Number of Scripts	8	0	0	0
		Value of Scripts (Rs. Crore)	3.03	0.00	0.00	0.00
	Incremental Export Incentivisation Scheme	Number of Scripts	45	2	1	21
		Value of Scripts (Rs. Crore)	10.92	0.06	0.01	1.82
	Merchandise Exports From India Scheme	Number of Scripts	11,107	1,595	188	1,494
		Value of Scripts (Rs. Crore)	1,087.90	141.13	10.04	131.76
		FOB value of Exports (Rs. Crore)	48,252.45	4,948.62	336.16	4,125.25
	Services Exports From India Scheme	Number of Scripts	683	2	0	8
		Value of Scripts (Rs. Crore)	308.66	0.22	0.00	1.62
		FOB value of Exports (Rs. Crore)	3,65,364.87	7.52	0.00	82.20
Total	Number of Scripts	13,150	1,697	217	1,626	
	Value of Scripts (Rs. Crore)	1,528.50	145.03	10.91	138.05	
	FOB value of Exports (Rs. Crore)	4,15,584.28	5,052.31	378.27	4,296.68	
Duty Neutralisation Scheme DEPB-Post Exports	Number of Scripts	0	0	0	0	
	Value of Scripts (Rs. Crore)	0.00	0.00	0.00	0.00	
	FOB value of Exports (Rs. Crore)	0.00	0.00	0.00	0.00	
Duty Remission Schemes	Advance Authorization	Number of Authorization	1,387	89	17	114
		CIF value of imports (Rs. Crore)	13,556.22	153.88	13.25	551.61
		FOB value of Exports (Rs. Crore)	18,243.79	199.14	16.28	853.33
	Duty Free Import Authorization	Number of Authorization	31	0	5	0
		CIF value of imports (Rs. Crore)	621.06	0.00	6.96	0.00
		FOB value of Exports (Rs. Crore)	797.00	0.00	45.50	0.00
	Total	Number of Authorization	1,418	89	22	114
		CIF value of imports (Rs. Crore)	14,177.28	153.88	20.21	551.61
		FOB value of Exports (Rs. Crore)	19,040.79	199.14	61.78	853.33
	Export Promotion Capital Goods	Number of Authorization	886	218	35	213
Duty saved Amount (Rs. Crore)		650.25	81.90	6.05	568.17	
FOB value of Exports (Rs. Crore)		3,870.73	481.47	36.27	3,436.27	
Replenishment License (Gem & Jewellery)	Number of Authorization	11	0	0	11	
	CIF value of imports (Rs. Crore)	8.10	0.00	0.00	17.08	
	FOB value of Exports (Rs. Crore)	73.42	0.00	0.00	36.95	
A Import License for Restricted Items	Number of Authorization	88	10	0	4	
	CIF value of imports (Rs. Crore)	51,270.55	3.20	0.00	59.77	
B Export License for Restricted Items	Number of Authorization	21	0	0	0	
	FOB value of Exports (Rs. Crore)	370.43	0.00	0.00	0.00	

Table 6 (contd.): Scheme-wise Authorisations/Scripts and FOB/CIF values: All India (April-August 2017)

Regional Authorities		Varanasi	Jammu	Chandigarh	Moradabad	
Reward / Incentive Schemes	Focus Market Scheme	Number of Scripts	2	0	11	0
		Value of Scripts (Rs. Crore)	0.01	0.00	0.47	0.00
		FOB value of Exports (Rs. Crore)	0.41	0.00	13.95	0.00
	Focus Product Scheme	Number of Scripts	91	0	41	80
		Value of Scripts (Rs. Crore)	2.19	0.00	4.84	2.90
		FOB value of Exports (Rs. Crore)	36.52	0.00	248.41	47.10
	Vishesh Krishi & Gram Udyog Yojna	Number of Scripts	0	1	2	0
		Value of Scripts (Rs. Crore)	0.00	0.00	0.01	0.00
		FOB value of Exports (Rs. Crore)	0.00	0.14	0.43	0.00
	Served From India Scheme	Number of Scripts	0	0	0	0
		Value of Scripts (Rs. Crore)	0.00	0.00	0.00	0.00
	Status Holder Incentive Scrip	Number of Scripts	0	0	0	1
		Value of Scripts (Rs. Crore)	0.00	0.00	0.00	0.32
	Incremental Export Incentivisation Scheme	Number of Scripts	0	0	2	0
		Value of Scripts (Rs. Crore)	0.00	0.00	0.10	0.00
	Merchandise Exports From India Scheme	Number of Scripts	860	18	383	1,389
		Value of Scripts (Rs. Crore)	56.03	1.45	42.85	97.54
		FOB value of Exports (Rs. Crore)	1,145.78	30.17	1,497.07	2,504.25
	Services Exports From India Scheme	Number of Scripts	0	0	1	0
		Value of Scripts (Rs. Crore)	0.00	0.00	0.06	0.00
		FOB value of Exports (Rs. Crore)	0.00	0.00	1.45	0.00
Total	Number of Scripts	953	19	440	1,470	
	Value of Scripts (Rs. Crore)	58.23	1.45	48.33	100.76	
	FOB value of Exports(Rs. Crore)	1,182.71	30.31	1,761.31	2,551.35	
Duty Neutralisation Scheme DEPB-Post Exports	Number of Scripts	1	0	0	0	
	Value of Scripts (Rs. Crore)	0.08	0.00	0.00	0.00	
	FOB value of Exports (Rs. Crore)	1.21	0.00	0.00	0.00	
Duty Remission Scheme	Advance Authorization	Number of Authorization	9	1	76	17
		CIF value of imports (Rs. Crore)	16.38	15.09	814.74	33.92
		FOB value of Exports (Rs. Crore)	20.81	17.51	1,000.13	39.28
	Duty Free Import Authorization	Number of Authorization	0	0	0	0
		CIF value of imports (Rs. Crore)	0.00	0.00	0.00	0.00
		FOB value of Exports (Rs. Crore)	0.00	0.00	0.00	0.00
	Total	Number of Authorization	9	1	76	17
		CIF value of imports(Rs. Crore)	16.38	15.09	814.74	33.92
		FOB value of Exports(Rs. Crore)	20.81	17.51	1,000.13	39.28
Export Promotion Capital Goods	Number of Authorization	10	2	73	21	
	Duty saved Amount (Rs. Crore)	1.49	0.31	26.82	3.19	
	FOB value of Exports (Rs. Crore)	11.89	0.47	157.36	19.15	
Replenishment License (Gem & Jewellery)	Number of Authorization	0	0	0	0	
	CIF value of imports (Rs. Crore)	0.00	0.00	0.00	0.00	
	FOB value of Exports (Rs. Crore)	0.00	0.00	0.00	0.00	
A Import License for Restricted Items	Number of Authorization	0	0	2	1	
	CIF value of imports (Rs. Crore)	0.00	0.00	0.06	2.72	
B Export License for Restricted Items	Number of Authorization	0	0	1	0	
	FOB value of Exports (Rs. Crore)	0.00	0.00	9.66	0.00	

Table 6 (contd.): Scheme-wise Authorisations/Scripts and FOB/CIF values: All India (April-August 2017)

Regional Authorities		Ludhiana	Panipat	Dehradun	Srinagar	Northern Zone Total	
Reward / Incentive Schemes	Focus Market Scheme	Number of Scripts	13	14	0	0	231
		Value of Scripts (Rs. Crore)	0.18	0.24	0.00	0.00	8.82
		FOB value of Exports (Rs. Crore)	5.56	6.93	0.00	0.00	269.17
	Focus Product Scheme	Number of Scripts	100	83	7	34	1,446
		Value of Scripts (Rs. Crore)	2.42	5.03	0.13	1.14	72.76
		FOB value of Exports (Rs. Crore)	64.49	228.57	2.34	19.99	2,571.01
	Vishesh Krishi & Gram Udyog Yojna	Number of Scripts	2	0	0	1	41
		Value of Scripts (Rs. Crore)	0.17	0.00	0.00	0.11	1.63
		FOB value of Exports (Rs. Crore)	3.76	0.00	0.00	2.27	35.16
	Served From India Scheme	Number of Scripts	1	0	0	0	301
		Value of Scripts (Rs. Crore)	0.30	0.00	0.00	0.00	62.25
	Status Holder Incentive Scrip	Number of Scripts	1	0	0	0	10
		Value of Scripts (Rs. Crore)	1.35	0.00	0.00	0.00	4.71
	Incremental Export Incentivisation Scheme	Number of Scripts	7	5	0	2	85
		Value of Scripts (Rs. Crore)	1.87	6.25	0.00	0.00	21.03
	Merchandise Exports From India Scheme	Number of Scripts	2,507	1,175	101	207	21,024
		Value of Scripts (Rs. Crore)	145.46	124.24	5.50	7.89	1,851.79
		FOB value of Exports (Rs. Crore)	5,595.27	4,248.27	147.75	180.33	73,011.37
	Services Exports From India Scheme	Number of Scripts	0	0	1	1	696
		Value of Scripts (Rs. Crore)	0.00	0.00	0.22	0.09	310.87
		FOB value of Exports (Rs. Crore)	0.00	0.00	4.48	3.10	3,65,463.62
Total	Number of Scripts	2,631	1,277	109	245	23,834	
	Value of Scripts (Rs. Crore)	151.75	135.76	5.85	9.23	2,333.86	
	FOB value of Exports(Rs.Crore)	5,669.08	4,483.77	154.57	205.69	4,41,350.33	
Duty Neutralisation Scheme DEPB-Post Exports	Number of Scripts	1	0	0	0	2	
	Value of Scripts (Rs. Crore)	0.02	0.00	0.00	0.00	0.10	
	FOB value of Exports (Rs. Crore)	0.35	0.00	0.00	0.00	1.56	
Duty Remission Scheme	Advance Authorization	Number of Authorization	85	21	37	1	1,854
		CIF value of imports (Rs. Crore)	281.54	199.46	7.42	1.95	15,645.46
		FOB value of Exports (Rs. Crore)	340.44	397.41	11.56	2.26	21,141.94
	Duty Free Import Authorization	Number of Authorization	14	0	0	0	50
		CIF value of imports (Rs. Crore)	59.82	0.00	0.00	0.00	687.84
		FOB value of Exports (Rs. Crore)	193.65	0.00	0.00	0.00	1,036.15
	Total	Number of Authorization	99	21	37	1	1,904
		CIF value of imports(Rs. Crore)	341.36	199.46	7.42	1.95	16,333.30
		FOB value of Exports(Rs.Crore)	534.09	397.41	11.56	2.26	22,178.09
	Export Promotion Capital Goods	Number of Authorization	239	139	20	3	1,859
Duty saved Amount (Rs. Crore)		70.22	46.86	3.58	0.19	1,459.04	
FOB value of Exports (Rs. Crore)		416.79	280.21	21.48	0.28	8,732.37	
Replenishment License (Gem & Jewellery)	Number of Authorization	0	0	0	0	22	
	CIF value of imports (Rs. Crore)	0.00	0.00	0.00	0.00	25.18	
	FOB value of Exports (Rs. Crore)	0.00	0.00	0.00	0.00	110.37	
A Import License for Restricted Items	Number of Authorization	2	0	1	0	108	
	CIF value of imports (Rs. Crore)	6.05	0.00	1,055.50	0.00	52,397.85	
B Export License for Restricted Items	Number of Authorization	1	0	0	0	23	
	FOB value of Exports (Rs. Crore)	0.54	0.00	0.00	0.00	380.63	

Table 7: Scheme-wise Authorisations/Scripts and FOB/CIF values: All India (April-August 2017)

Reward / Incentive Schemes	Focus Market Scheme	Number of Scripts	8
		Value of Scripts (Rs. Crore)	0.50
		FOB value of Exports (Rs. Crore)	14.10
	Focus Product Scheme	Number of Scripts	11
		Value of Scripts (Rs. Crore)	0.53
		FOB value of Exports (Rs. Crore)	27.11
	Vishesh Krishi & Gram Udyog Yojna	Number of Scripts	0
		Value of Scripts (Rs. Crore)	0.00
		FOB value of Exports (Rs. Crore)	0.00
	Served From India Scheme	Number of Scripts	0
		Value of Scripts (Rs. Crore)	0.00
	Status Holder Incentive Scrip	Number of Scripts	1
		Value of Scripts (Rs. Crore)	0.39
	Incremental Export Incentivisation Scheme	Number of Scripts	0
		Value of Scripts (Rs. Crore)	0.00
Merchandise Exports From India Scheme	Number of Scripts	5,467	
	Value of Scripts (Rs. Crore)	1,126.08	
	FOB value of Exports (Rs. Crore)	42,968.75	
Services Exports From India Scheme	Number of Scripts	320	
	Value of Scripts (Rs. Crore)	285.28	
	FOB value of Exports (Rs. Crore)	1,77,719.27	
Total	Number of Scripts	5,807	
	Value of Scripts (Rs. Crore)	1,412.78	
	FOB value of Exports (Rs. Crore)	2,20,729.23	
Duty Neutralisation Scheme DEPB-Post Exports	Number of Scripts	0	
	Value of Scripts (Rs. Crore)	0.00	
	FOB value of Exports (Rs. Crore)	0.00	
Duty Remission Scheme	Advance Authorization	Number of Authorization	7
		CIF value of imports (Rs. Crore)	34.30
		FOB value of Exports (Rs. Crore)	44.58
	Duty Free Import Authorization (DFIA)	Number of Authorization	0
		CIF value of imports (Rs. Crore)	0.00
		FOB value of Exports (Rs. Crore)	0.00
	Total	Number of Authorization	7
		CIF value of imports (Rs. Crore)	34.30
		FOB value of Exports (Rs. Crore)	44.58
Export Promotion Capital Goods	Number of Authorization	2	
	Duty saved Amount (Rs. Crore)	0.08	
	FOB value of Exports (Rs. Crore)	0.49	
Replenishment License (Gem & Jewellery)	Number of Authorization	0	
	CIF value of imports (Rs. Crore)	0.00	
	FOB value of Exports (Rs. Crore)	0.00	
A Import License for Restricted Items	Number of Authorization	0	
	CIF value of imports (Rs. Crore)	0.00	
B Export License for Restricted Items	Number of Authorization	0	
	FOB value of Exports (Rs. Crore)	0.00	

Table 8: Monitoring of Export Obligation under Advance Authorisation Scheme (April-August 2017)

S. No.	Regional Authorities	Authorisation issued (Net)			EO Fulfilled		Unredeemed	
		No.	CIF (Rs. Crore)	EO (Rs. Crore)	No.	EO (Rs. Crore)	No.	EO (Rs. Crore)
1	Ahmedabad	783	5340.67	7341.18	0	0.00	783	7341.18
2	Amritsar	17	13.24	16.26	0	0.00	17	16.26
3	Bangalore	685	13263.63	14962.80	1	4.22	684	14958.58
4	Bhopal	113	1429.23	2015.81	5	8.71	108	2007.10
5	Chandigarh	76	834.48	1017.36	0	0.00	76	1017.36
6	Chennai	511	2435.37	3708.29	0	0.00	511	3708.29
7	Cochin	58	425.00	520.00	0	0.00	58	520.00
8	Coimbatore	101	221.85	423.98	0	0.00	101	423.98
9	Cuttack	10	93.04	267.79	0	0.00	10	267.79
10	Dehradun	35	6.60	10.75	0	0.00	35	10.75
11	Goa	50	52.83	95.79	0	0.00	50	95.79
12	Guwahati	0	0.00	0.00	0	0.00	0	0.00
13	Hyderabad	503	4586.30	7123.33	0	0.00	503	7123.33
14	Jaipur	118	564.16	863.12	0	0.00	118	863.12
15	Jammu	1	15.09	17.51	0	0.00	1	17.51
16	Kanpur	0	0.00	0.00	0	0.00	0	0.00
17	Kolkata	0	0.00	0.00	0	0.00	0	0.00
18	Ludhiana	85	281.54	340.43	0	0.00	85	340.43
19	Madurai	63	345.10	496.01	0	0.00	63	496.01
20	Moradabad	0	0.00	0.00	0	0.00	0	0.00
21	Mumbai	2805	114213.17	159816.54	9	101.95	2796	159714.59
22	Nagpur	19	33.93	45.60	0	0.00	19	45.60
23	New Delhi	1391	13591.47	18253.18	2	3.59	1389	18249.59
24	Panipat	21	199.47	397.41	0	0.00	21	397.41
25	Patna	0	0.00	0.00	0	0.00	0	0.00
26	Pondicherry	101	237.80	297.80	0	0.00	101	297.80
27	Pune	144	1641.36	2903.37	0	0.00	144	2903.37
28	Raipur	16	8.31	10.07	0	0.00	16	10.07
29	Rajkot	0	0.00	0.00	0	0.00	0	0.00
30	Shillong	0	0.00	0.00	0	0.00	0	0.00
31	Srinagar	1	0.00	2.27	0	0.00	1	2.27
32	Surat	103	498.01	638.72	0	0.00	103	638.72
33	Trivandrum	188	1725.01	2072.28	0	0.00	188	2072.28
34	Vadodara	333	7041.13	8648.80	0	0.00	333	8648.80
35	Varanasi	28	36.61	45.25	0	0.00	28	45.25
36	Vishakhapatnam	0	0.00	0.00	0	0.00	0	0.00
Total		8359	169134.40	232351.70	17	118.47	8342	232233.23

Note: (i) Net Authorisations: Authorisations issued-Surrendered/Cancelled

(ii) Unredeemed includes the cases where the files sent to ECA of DGFT Hqrs

Table 9: Monitoring of Export Obligation under Advance Authorisation Scheme issued upto March, 2017 (Status of Fulfilment as on August, 2017)

S. No.	Regional Authorities	Authorisation issued (Net)			EO Fulfilled		Unredeemed	
		No.	CIF (Rs. Crore)	EO (Rs. Crore)	No.	EO (Rs. Crore)	No.	EO (Rs. Crore)
1	Ahmedabad	39757	56469.80	77594.41	33326	53715.23	6431	23879.18
2	Amritsar	1359	644.55	1361.40	1278	899.63	81	461.77
3	Bangalore	46120	126567.03	169088.07	41322	102470.70	4798	66617.37
4	Bhopal	7776	30730.90	41342.58	6791	28115.88	985	13226.70
5	Chandigarh	5034	18840.06	22139.36	4313	14663.88	721	7475.48
6	Chennai	26023	101646.18	184821.98	21334	105123.97	4689	79698.01
7	Cochin	10859	22285.00	30154.00	10308	26498.00	551	3656.00
8	Coimbatore	8595	10446.84	15825.10	7441	11093.34	1154	4731.76
9	Cuttack	566	2964.59	5022.38	486	3711.34	80	1311.04
10	Dehradun	739	9927.93	18799.74	577	13609.70	162	5190.04
11	Goa	1292	2278.06	3303.15	698	1713.65	594	1589.50
12	Guwahati	349	312.23	557.06	318	526.77	31	30.29
13	Hyderabad	29619	108725.18	151947.29	23847	80316.69	5772	71630.60
14	Jaipur	5823	9434.47	13609.66	5295	10260.46	528	3349.20
15	Jammu	54	105.13	113.75	39	27.13	15	86.62
16	Kanpur	3800	6609.44	9433.66	3343	7734.22	457	1699.44
17	Kolkata	31068	67838.53	115356.74	29160	93866.42	1908	21490.31
18	Ludhiana	10601	13588.43	18490.15	9713	14399.92	888	4090.23
19	Madurai	7340	75246.78	86024.92	6805	21196.42	535	64828.50
20	Moradabad	316	995.90	2027.54	210	342.92	106	1684.62
21	Mumbai	123109	1134782.57	1570358.71	104933	1189735.14	18176	380623.57
22	Nagpur	446	9604.43	11441.55	191	2089.26	255	9352.29
23	New Delhi	58230	186842.00	255195.00	50448	177079.00	7782	78116.00
24	Panipat	1505	4890.35	7634.45	1148	5652.42	357	1982.03
25	Patna	685	295.46	426.10	664	401.51	21	24.59
26	Pondicherry	1647	2642.61	3302.07	1217	2426.59	430	875.48
27	Pune	17502	40335.17	72331.26	14945	44796.25	2557	27535.01
28	Raipur	84	51.75	201.26	51	99.87	33	101.39
29	Rajkot	4834	5181.12	7662.63	4358	6142.59	476	1520.04
30	Shillong	0	0.00	0.00	0	0.00	0	0.00
31	Srinagar	2	4.67	6.03	0	0.00	2	6.03
32	Surat	3596	8872.30	13127.43	2819	6863.02	777	6264.41
33	Trivandrum	946	4499.47	5814.45	460	1685.60	486	4128.85
34	Vadodara	18749	170900.41	203530.69	15868	105438.33	2881	98092.36
35	Varanasi	1695	582.53	1196.40	1556	1002.32	139	194.08
36	Vishakhapatnam	1160	13834.47	14983.10	1034	14267.98	126	715.12
Total		471280	2248976.34	3134224.08	406296	2147966.15	64984	986257.92

Note: (i) Net Authorisations: Authorisations issued-Surrendered/Cancelled

(ii) Unredeemed includes the cases where the files sent to ECA of DGFT Hqrs

Table 10: Monitoring of Export Obligation under EPCG Scheme (April-August 2017)

S. No.	Regional Authorities	Authorisations issued				EO fulfilled			Un-redeemed		
		No.	CIF/ duty saved amount (Rs. Crore)	EO Refixed /Fixed		No.	EO Refixed /Fixed		No.	EO Refixed /Fixed	
				Avg (Rs. Crore)	Addl Spec (Rs. Crore)		Avg (Rs. Crore)	Addl Spec (Rs. Crore)		Avg (Rs. Crore)	Addl Spec (Rs. Crore)
1	Ahmedabad	432	459.13	43400.98	2711.49	0	0.00	0.00	432	43400.98	2711.49
2	Amritsar	33	5.62	0.00	32.89	0	0.00	0.00	33	0.00	32.89
3	Bangalore	121	3.19	463.82	8.78	10	2.11	0.11	111	461.70	8.67
4	Bhopal	111	29.46	4970.94	194.66	0	0.00	0.00	111	4970.94	194.66
5	Chandigarh	0	0.00	0.00	0.00	0	0.00	0.00	0	0.00	0.00
6	Chennai	0	0.00	0.00	0.00	0	0.00	0.00	0	0.00	0.00
7	Cochin	91	23.67	3427.86	145.15	0	0.00	0.00	91	3427.86	145.15
8	Coimbatore	546	172.04	32095.50	1031.88	3	0.11	8.69	543	32095.39	1023.19
9	Cuttack	50	23.22	0.00	138.91	0	0.00	0.00	50	0.00	138.91
10	Dehradun	18	3.68	17.09	0.00	0	0.00	0.00	18	17.09	0.00
11	Goa	21	4.46	883.69	0.00	0	0.00	0.00	21	883.69	0.00
12	Guwahati	0	0.00	0.00	0.00	0	0.00	0.00	0	0.00	0.00
13	Hyderabad	272	198.56	26786.09	1190.69	1	0.00	0.51	271	26786.09	1190.18
14	Jaipur	217	576.80	5132.21	3437.56	0	0.00	0.00	217	5132.21	3437.56
15	Jammu	2	0.31	0.00	0.47	0	0.00	0.00	2	0.00	0.47
16	Kanpur	218	81.61	479.73	0.00	0	0.00	0.00	218	479.73	0.00
17	Kolkata	0	0.00	0.00	0.00	0	0.00	0.00	0	0.00	0.00
18	Ludhiana	244	82.04	3271.91	427.70	3	120.76	0.68	241	3151.15	427.02
19	Madurai	119	44.76	284.98	273.32	4	0.00	175.76	115	284.98	97.56
20	Moradabad	0	0.00	0.00	0.00	0	0.00	0.00	0	0.00	0.00
21	Mumbai	902	1361.50	848476.33	80313.48	5	33.74	8.86	897	848442.59	80304.62
22	Nagpur	18	9.60	38.04	48.30	0	0.00	0.00	18	38.04	48.30
23	New Delhi	888	650.00	0.00	3873.00	0	0.00	0.00	888	0.00	3873.00
24	Panipat	0	0.00	0.00	0.00	0	0.00	0.00	0	0.00	0.00
25	Patna	7	2.37	0.00	14.27	0	0.00	0.00	7	0.00	14.27
26	Pondicherry	8	1.12	27.57	6.72	0	0.00	0.00	8	27.57	6.72
27	Pune	136	80.31	32617.80	477.50	6	26.17	55.16	130	32591.63	422.34
28	Raipur	9	5.17	39.22	1265.03	0	0.00	0.00	9	39.22	1265.03
29	Rajkot	0	0.00	0.00	0.00	0	0.00	0.00	0	0.00	0.00
30	Shillong	0	0.00	0.00	0.00	0	0.00	0.00	0	0.00	0.00
31	Srinagar	1	0.13	0.00	0.19	0	0.00	0.00	1	0.00	0.19
32	Surat	1366	236.84	16025.76	1449.19	0	0.00	0.00	1366	16025.76	1449.19
33	Trivandrum	14	6.00	93.37	17.25	0	93.37	0.00	14	0.00	17.25
34	Vadodara	60	100.36	2080.15	612.31	2	3.60	0.48	58	2076.55	611.83
35	Varanasi	10	0.02	0.25	0.12	0	0.00	0.00	10	0.25	0.12
36	V'patnam	0	0.00	0.00	0.00	0	0.00	0.00	0	0.00	0.00
Total		5914	4161.97	1020613.29	97670.86	34	279.86	250.25	5880	1020333.43	97420.61

Table 11: Monitoring of Export Obligation under EPCG Scheme issued upto March, 2017 (Status of Fulfilment as on August 2017) (Where EO period has not expired)

S. No.	Regional Authorities	Authorisations issued				EO fulfilled			Un-redeemed		
		No.	CIF/ duty saved amount (Rs. Crore)	EO Refixed /Fixed		No.	EO Refixed /Fixed		No.	EO Refixed /Fixed	
				Avg (Rs. Crore)	Addl Spec (Rs. Crore)		Avg (Rs. Crore)	Addl Spec (Rs. Crore)		Avg (Rs. Crore)	Addl Spec (Rs. Crore)
1	Ahmedabad	9264	8139.70	796517.18	48996.85	4128	364323.86	45682.33	5136	432193.32	3314.53
2	Amritsar	1430	190.96	567.97	1244.30	588	103.62	466.83	121	464.35	777.47
3	Bangalore	8035	2473.29	135991.65	16022.47	2625	146566.36	15556.14	5410	-10574.71	466.33
4	Bhopal	3745	1469.94	62617.89	10249.16	1550	21185.86	4533.27	2195	41432.03	5715.89
5	Chandigarh	2578	949.53	18344.57	6141.63	1258	11056.62	3016.44	1320	7287.95	3125.19
6	Chennai	9392	10405.22	2109218.32	51824.62	2210	328447.08	9237.63	7182	1780771.24	42586.99
7	Cochin	1978	1386.73	56462.50	4578.73	562	28789.69	1453.85	1416	27672.81	3124.88
8	Coimbatore	12488	3576.89	427287.60	25168.23	4855	190023.48	9119.61	7633	237264.12	16048.62
9	Cuttack	1195	1606.10	0.00	10439.44	453	0.00	2284.90	742	0.00	8154.54
10	Dehradun	534	639.74	7371.29	3212.63	174	2069.51	1297.46	360	5301.78	1915.17
11	Goa	691	405.92	187060.62	14679.84	286	63517.21	4270.97	405	123543.41	10408.87
12	Guwahati	76	61.03	0.00	138.42	27	0.00	38.30	49	0.00	100.12
13	Hyderabad	12773	22445.17	409633.67	46718.42	4845	367307.69	20501.82	7928	42325.98	26216.60
14	Jaipur	3290	3033.72	28724.84	23009.33	910	13912.54	4661.30	2380	14812.30	18348.03
15	Jammu	48	8.32	0.00	34.55	12	0.00	9.55	36	0.00	25.00
16	Kanpur	6495	1537.36	79970.96	7294.93	3454	42248.63	3470.92	3041	37722.33	3824.01
17	Kolkata	12391	14515.27	1671140.40	96751.81	5012	403974.67	34510.64	7379	1267165.73	62241.17
18	Ludhiana	12086	3805.70	19327.62	30192.29	5274	14457.58	16619.51	6812	4870.04	13572.78
19	Madurai	3155	1188.73	55760.73	8397.86	1188	16836.24	2540.98	1967	38924.49	5856.88
20	Moradabad	342	346.78	812.84	2116.37	157	340.46	575.75	185	472.38	1540.62
21	Mumbai	27062	38967.85	2998233.68	275347.56	9438	512585.35	61205.68	17624	2485648.33	214141.88
22	Nagpur	805	410.76	9185.69	2585.00	162	73.56	549.42	643	9112.13	2035.58
23	New Delhi	24084	63442.00	0.00	187245.00	10017	0.00	70396.00	14067	0.00	116849.00
24	Panipat	2494	1588.62	27208.93	10398.46	125	642.15	97.08	2369	26566.78	10301.38
25	Patna	257	78.69	0.00	576.59	73	0.00	212.64	184	0.00	363.95
26	Pondicherry	367	61.23	728.17	334.03	73	200.49	67.98	294	527.68	266.05
27	Pune	5989	3261.96	397491.91	20269.33	1679	210078.21	4903.64	4310	187413.70	15365.69
28	Raipur	262	117.89	1746.69	744.35	67	170.73	86.57	195	1575.97	657.78
29	Rajkot	396	299.68	4893.38	972.21	182	1885.38	322.54	214	3008.00	649.67
30	Shillong	17	25.99	0.00	52.02	0	0.00	0.00	17	0.00	52.02
31	Srinagar	14	2.54	5.27	5.48	0	0.00	0.00	14	5.27	5.48
32	Surat	21103	25816.87	123353.13	62991.98	4706	8131.37	5172.62	16397	115221.76	57819.36
33	Trivandrum	1047	992.34	3723.04	1751.40	498	3723.04	542.61	549	0.00	1208.79
34	Vadodara	1593	1904.37	54096.88	14120.77	618	39616.53	4739.26	975	14480.35	9381.51
35	Varanasi	720	158.62	4732.90	1491.81	145	781.37	430.87	575	3951.53	1060.94
36	V'patnam	1659	762.34	170978.97	2777.46	516	9819.70	560.78	1143	161159.27	2216.68
Total		189855	216077.84	9863189.29	988875.33	67867	2802868.98	329135.88	121267	7060320.31	659739.45

Table 12: Monitoring of Export Obligation under EPCG Scheme issued upto March, 2017 (Status of Fulfilment as on August 2017) (Where EO period has expired)

S. No.	Regional Authorities	Authorisations issued				EO fulfilled			Un-redeemed		
		No.	CIF/ duty saved amount (Rs. Crore)	EO Refixed /Fixed		No.	EO Refixed /Fixed		No.	EO Refixed /Fixed	
				Avg (Rs. Crore)	Addl Spec (Rs. Crore)		Avg (Rs. Crore)	Addl Spec (Rs. Crore)		Avg (Rs. Crore)	Addl Spec (Rs. Crore)
1	Ahmedabad	402	728.68	3375.74	3901.46	343	2735.28	3314.34	1	0.00	0.00
2	Amritsar	57	18.91	0.20	82.98	57	0.20	82.98	0	0.00	0.00
3	Bangalore	8693	2909.00	227443.29	19499.52	6618	321129.89	263245.69	1683	-98529.50	244212.51
4	Bhopal	335	354.65	1523.29	3354.01	296	1415.92	2725.91	11	90.55	97.22
5	Chandigarh	32	32.73	89.69	151.27	21	86.82	110.09	4	0.41	10.90
6	Chennai	8123	36009.95	267211.76	34139.72	5799	166440.70	21750.42	1956	92852.20	11671.59
7	Cochin	1564	1269.54	20382.71	3287.37	1331	18689.08	2476.84	141	708.77	521.01
8	Coimbatore	14424	5118.68	203202.28	39085.94	11647	113708.80	31966.45	2259	85993.39	6035.65
9	Cuttack	76	715.31	0.00	3957.99	66	0.00	3943.30	4	0.00	11.09
10	Dehradun	0	0.00	0.00	0.00	0	0.00	0.00	0	0.00	0.00
11	Goa	541	169.94	32714.72	1482.70	456	28275.61	1105.11	54	3282.50	363.06
12	Guwahati	14	3.68	0.00	15.33	9	0.00	12.22	2	0.00	0.88
13	Hyderabad	500	520.92	5356.39	2564.11	415	4513.82	2318.82	38	699.31	139.49
14	Jaipur	2256	1411.44	18707.96	10430.85	1746	11017.04	8767.83	313	7415.85	1377.07
15	Jammu	14	1.78	0.00	10.08	9	0.00	8.45	3	0.00	1.44
16	Kanpur	55	53.88	72.25	241.44	48	65.54	185.66	1	0.00	0.82
17	Kolkata	331	207.49	362.53	874.45	285	318.74	750.93	8	9.48	33.80
18	Ludhiana	4205	5211.44	13820.56	17335.22	3755	13077.84	15075.13	417	742.72	2157.24
19	Madurai	3893	1567.62	104805.47	10751.66	3552	101861.79	10017.88	232	1101.49	470.05
20	Moradabad	0	0.00	0.00	0.00	0	0.00	0.00	0	0.00	0.00
21	Mumbai	21308	44230.06	1184704.29	298139.31	16973	833879.32	250370.96	3228	332214.12	39082.33
22	Nagpur	0	0.00	0.00	0.00	0	0.00	0.00	0	0.00	0.00
23	New Delhi	17177	89263.00	0.00	112634.00	14312	0.00	97745.00	1838	0.00	11432.00
24	Panipat	2121	2852.01	22576.14	20285.69	1283	14909.06	7108.17	774	7425.75	12988.82
25	Patna	8	7.91	0.00	34.31	4	0.00	16.51	1	0.00	11.82
26	Pondicherry	0	0.00	0.00	0.00	0	0.00	0.00	0	0.00	0.00
27	Pune	4106	2739.68	151361.88	23139.82	2899	129276.62	12075.90	1032	16404.63	9833.92
28	Raipur	1	0.03	0.00	0.23	1	0.00	0.23	0	0.00	0.00
29	Rajkot	993	910.51	32245.64	2867.12	745	31317.68	2096.91	205	-640.54	615.75
30	Shillong	0	0.00	0.00	0.00	0	0.00	0.00	0	0.00	0.00
31	Srinagar	0	0.00	0.00	0.00	0	0.00	0.00	0	0.00	0.00
32	Surat	2962	2568.91	9914.58	5699.32	2131	7345.81	2849.30	707	2340.20	2699.02
33	Trivandrum	0	0.00	0.00	0.00	0	0.00	0.00	0	0.00	0.00
34	Vadodara	1547	1606.67	17630.29	11327.62	1326	16886.65	9974.71	124	373.91	875.04
35	Varanasi	425	328.37	6328.33	1861.19	386	5581.68	1784.03	25	735.64	33.56
36	V'patnam	639	973.23	13144.63	2476.77	464	8989.65	1764.89	147	3840.56	453.92
	Total	96802	201786.02	2336974.62	629631.49	76977	1831523.54	753644.67	15208	457061.44	-143295.03